



Chipsmall Limited consists of a professional team with an average of over 10 year of expertise in the distribution of electronic components. Based in Hongkong, we have already established firm and mutual-benefit business relationships with customers from,Europe,America and south Asia,supplying obsolete and hard-to-find components to meet their specific needs.

With the principle of “Quality Parts,Customers Priority,Honest Operation,and Considerate Service”,our business mainly focus on the distribution of electronic components. Line cards we deal with include Microchip,ALPS,ROHM,Xilinx,Pulse,ON,Everlight and Freescale. Main products comprise IC,Modules,Potentiometer,IC Socket,Relay,Connector.Our parts cover such applications as commercial,industrial, and automotives areas.

We are looking forward to setting up business relationship with you and hope to provide you with the best service and solution. Let us make a better world for our industry!



## Contact us

Tel: +86-755-8981 8866 Fax: +86-755-8427 6832

Email & Skype: info@chipsmall.com Web: www.chipsmall.com

Address: A1208, Overseas Decoration Building, #122 Zhenhua RD., Futian, Shenzhen, China

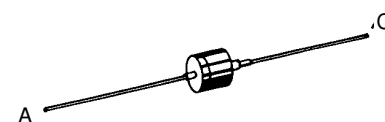


# Rectifier Diode Avalanche Diode

**$V_{RRM} = 800-1800\text{ V}$**   
 **$I_{F(RMS)} = 7\text{ A}$**   
 **$I_{F(AV)M} = 3.6\text{ A}$**

$V_{RSM}$ V	$V_{(BR)min}$ ① V	$V_{RRM}$ V	Standard Types	Avalanche Types
900		800	DS 2-08A	
1300	1300	1200	DS 2-12A	DSA 2-12A
1700	1750	1600		DSA 2-16A
1900	1950	1800		DSA 2-18A

① Only for Avalanche Diodes



A = Anode C = Cathode

Symbol	Test Conditions	Maximum Ratings	
$I_{F(RMS)}$	$T_{VJ} = T_{VJM}$	7	A
$I_{F(AV)M}$	$T_{amb} = 45^{\circ}\text{C}; R_{thJA} = 30\text{ K/W}; 180^{\circ}\text{ sine}$	3.6	A
	$T_{amb} = 45^{\circ}\text{C}; R_{thJA} = 115\text{ K/W}; 180^{\circ}\text{ sine}$	1.2	A
$P_{RSM}$	DSA types, $T_{VJ} = 25^{\circ}\text{C}, t_p = 10\text{ }\mu\text{s}$	2.5	kW
$I_{FSM}$	$T_{VJ} = 45^{\circ}\text{C}; V_R = 0;$ $t = 10\text{ ms (50 Hz), sine}$	120	A
	$t = 8.3\text{ ms (60 Hz), sine}$	127	A
$I^2t$	$T_{VJ} = 45^{\circ}\text{C}; V_R = 0;$ $t = 10\text{ ms (50 Hz), sine}$	72	A <sup>2</sup> s
	$t = 8.3\text{ ms (60 Hz), sine}$	68	A <sup>2</sup> s
$T_{VJM}$	$T_{VJ} = T_{VJM}; V_R = 0;$ $t = 10\text{ ms (50 Hz), sine}$	50	A <sup>2</sup> s
	$t = 8.3\text{ ms (60 Hz), sine}$	47	A <sup>2</sup> s
$T_{VJ}$		180	°C
$T_{stg}$		-40...+180	°C
Weight		2.4	g

## Features

- International standard package
- Axial wire connexions
- Planar glassivated chips

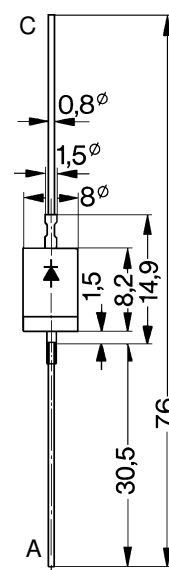
## Applications

- Low power rectifiers
- Field supply for DC motors
- Power supplies
- High voltage rectifiers

## Advantages

- Space and weight savings
- Simple PCB mounting
- Improved temperature and power cycling
- Reduced protection circuits

## Dimensions in mm (1 mm = 0.0394")



Symbol	Test Conditions	Characteristic Values	
$I_R$	$T_{VJ} = 180^{\circ}\text{C}; V_R = V_{RRM}$	$\leq$	2 mA
$V_F$	$I_F = 7\text{ A}; T_{VJ} = 25^{\circ}\text{C}$	$\leq$	1.25 V
$V_{T0}$	For power-loss calculations only	0.85	V
$r_T$	$T_{VJ} = T_{VJM}$	43	mΩ
$R_{thJA}$	Forced air cooling with 1.5 m/s, $T_{amb} = 45^{\circ}\text{C}$	30	K/W
	Soldered between 2 cooling fins, $T_{amb} = 45^{\circ}\text{C}$	37	K/W
	Soldered onto PC board (25 mm), $T_{amb} = 45^{\circ}\text{C}$	75	K/W
	Free air cooling, $T_{amb} = 45^{\circ}\text{C}$	115	K/W
$d_s$	Creepage distance on surface	2.25	mm
$d_A$	Strike distance through air	2.25	mm
$a$	Max. allowable acceleration	100	m/s <sup>2</sup>

Data according to IEC 60747

IXYS reserves the right to change limits, test conditions and dimensions

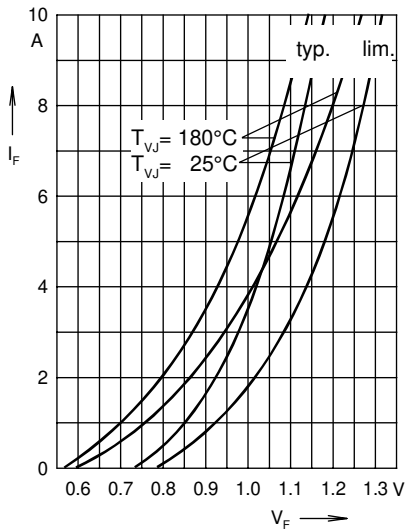


Fig. 1 Forward characteristics

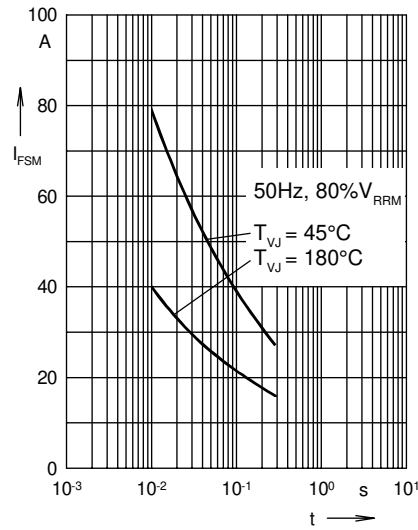


Fig. 2 Surge overload current  
 $I_{FSM}$ : crest value,  $t$ : duration

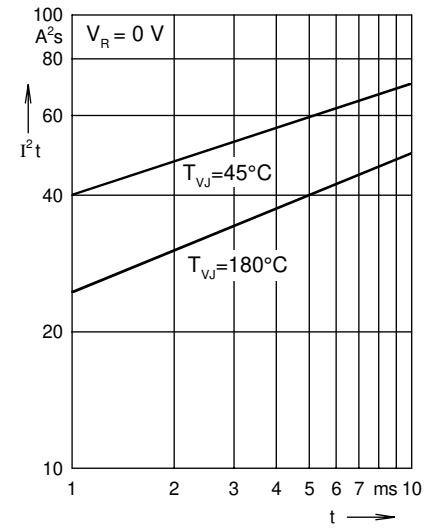


Fig. 3  $I^2t$  versus time (1-10 ms)

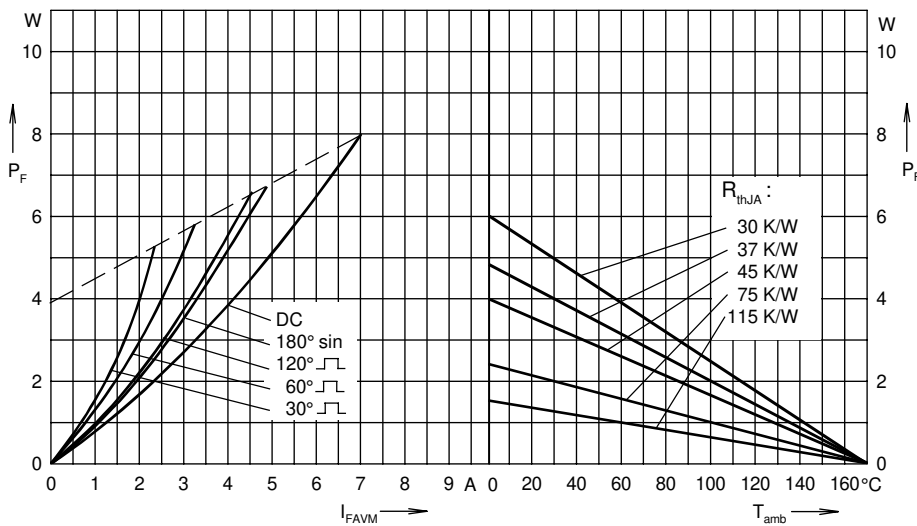


Fig. 4 Power dissipation versus forward current and ambient temperature

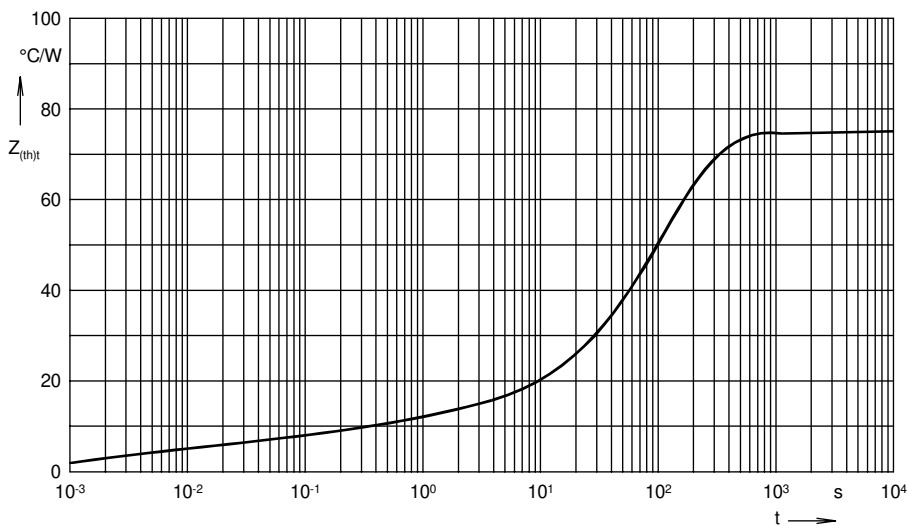


Fig. 5 Transient thermal impedance junction to ambient

$R_{thJA}$  for various conduction angles  $d$ :

$d$	$R_{thJA}$ (K/W)
DC	75
180°	75.7
120°	76.1
60°	76.7
30°	77.4

Constants for  $Z_{thJA}$  calculation:

$i$	$R_{thi}$ (K/W)	$t_i$ (s)
1	0.15	0.001
2	10.85	0.1
3	64	35