



Chipsmall Limited consists of a professional team with an average of over 10 year of expertise in the distribution of electronic components. Based in Hongkong, we have already established firm and mutual-benefit business relationships with customers from,Europe,America and south Asia,supplying obsolete and hard-to-find components to meet their specific needs.

With the principle of “Quality Parts,Customers Priority,Honest Operation,and Considerate Service”,our business mainly focus on the distribution of electronic components. Line cards we deal with include Microchip,ALPS,ROHM,Xilinx,Pulse,ON,Everlight and Freescale. Main products comprise IC,Modules,Potentiometer,IC Socket,Relay,Connector.Our parts cover such applications as commercial,industrial, and automotives areas.

We are looking forward to setting up business relationship with you and hope to provide you with the best service and solution. Let us make a better world for our industry!



## Contact us

Tel: +86-755-8981 8866 Fax: +86-755-8427 6832

Email & Skype: [info@chipsmall.com](mailto:info@chipsmall.com) Web: [www.chipsmall.com](http://www.chipsmall.com)

Address: A1208, Overseas Decoration Building, #122 Zhenhua RD., Futian, Shenzhen, China



preliminary

# Schottky Diode Gen <sup>2</sup>


$$V_{RRM} = 45V$$

$$I_{FAV} = 2 \times 15A$$

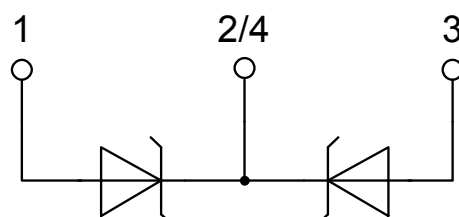
$$V_F = 0.63V$$

High Performance Schottky Diode  
Low Loss and Soft Recovery  
Common Cathode

Part number

**DSA30C45PB**


Backside: cathode



## Features / Advantages:

- Very low  $V_f$
- Extremely low switching losses
- Low  $I_{rm}$  values
- Improved thermal behaviour
- High reliability circuit operation
- Low voltage peaks for reduced protection circuits
- Low noise switching

## Applications:

- Rectifiers in switch mode power supplies (SMPS)
- Free wheeling diode in low voltage converters

## Package: TO-220

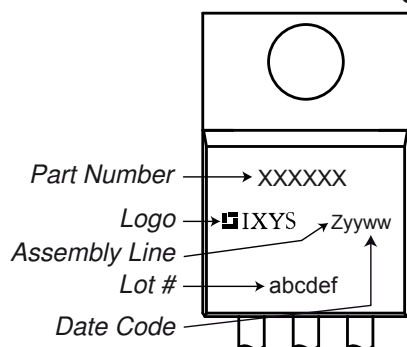
- Industry standard outline
- RoHS compliant
- Epoxy meets UL 94V-0

Schottky				Ratings			
Symbol	Definition	Conditions		min.	typ.	max.	Unit
$V_{RSM}$	max. non-repetitive reverse blocking voltage	$T_{VJ} = 25^{\circ}\text{C}$				45	V
$V_{RRM}$	max. repetitive reverse blocking voltage	$T_{VJ} = 25^{\circ}\text{C}$				45	V
$I_R$	reverse current, drain current	$V_R = 45\text{ V}$	$T_{VJ} = 25^{\circ}\text{C}$			250	$\mu\text{A}$
		$V_R = 45\text{ V}$	$T_{VJ} = 125^{\circ}\text{C}$			2.5	mA
$V_F$	forward voltage drop	$I_F = 15\text{ A}$	$T_{VJ} = 25^{\circ}\text{C}$			0.75	V
		$I_F = 30\text{ A}$				0.91	V
		$I_F = 15\text{ A}$	$T_{VJ} = 125^{\circ}\text{C}$			0.63	V
		$I_F = 30\text{ A}$				0.79	V
$I_{FAV}$	average forward current	$T_C = 155^{\circ}\text{C}$ rectangular $d = 0.5$	$T_{VJ} = 175^{\circ}\text{C}$			15	A
$V_{F0}$	threshold voltage	} for power loss calculation only		$T_{VJ} = 175^{\circ}\text{C}$		0.42	V
$r_F$	slope resistance					9.9	m $\Omega$
$R_{thJC}$	thermal resistance junction to case					1.75	K/W
$R_{thCH}$	thermal resistance case to heatsink				0.50		K/W
$P_{tot}$	total power dissipation	$T_C = 25^{\circ}\text{C}$				85	W
$I_{FSM}$	max. forward surge current	$t = 10\text{ ms}; (50\text{ Hz}), \text{ sine}; V_R = 0\text{ V}$	$T_{VJ} = 45^{\circ}\text{C}$			340	A
$C_J$	junction capacitance	$V_R = 5\text{ V}$ $f = 1\text{ MHz}$	$T_{VJ} = 25^{\circ}\text{C}$		497		pF

preliminary

Package TO-220			Ratings			
Symbol	Definition	Conditions	min.	typ.	max.	Unit
$I_{RMS}$	RMS current	per terminal <sup>1)</sup>			35	A
$T_{VJ}$	virtual junction temperature		-55		175	°C
$T_{op}$	operation temperature		-55		150	°C
$T_{stg}$	storage temperature		-55		150	°C
Weight				2		g
$M_D$	mounting torque		0.4		0.6	Nm
$F_C$	mounting force with clip		20		60	N

## Product Marking



## Part number

D = Diode  
 S = Schottky Diode  
 A = low VF  
 30 = Current Rating [A]  
 C = Common Cathode  
 45 = Reverse Voltage [V]  
 PB = TO-220AB (3)

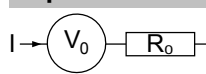
Ordering	Part Number	Marking on Product	Delivery Mode	Quantity	Code No.
Standard	DSA30C45PB	DSA30C45PB	Tube	50	503934

Similar Part	Package	Voltage class
DSA30C45PC	TO-263AB (D2Pak) (2)	45
DSA30C45HB	TO-247AD (3)	45

## Equivalent Circuits for Simulation

\* on die level

$T_{VJ} = 175\text{ °C}$



Schottky

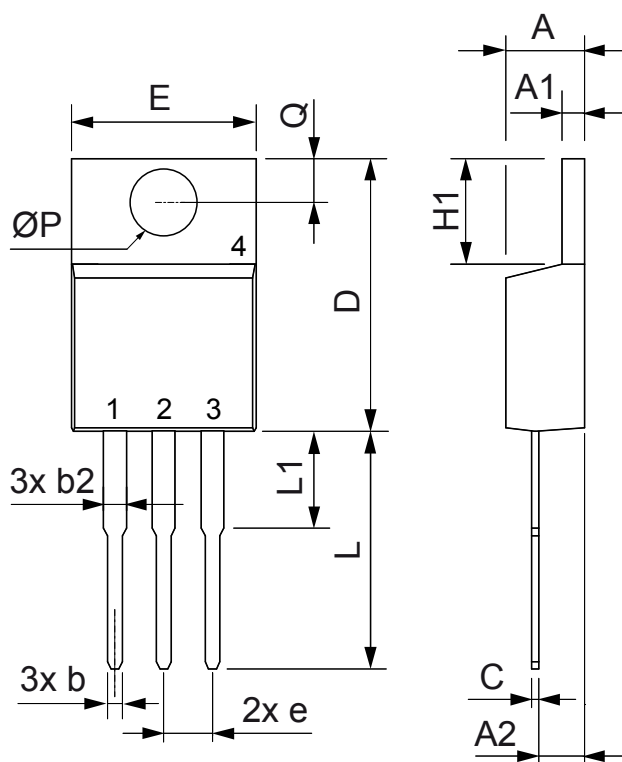
$V_{0\max}$  threshold voltage 0.42

V

$R_{0\max}$  slope resistance \* 6.7

mΩ

## Outlines TO-220



Dim.	Millimeter		Inches	
	Min.	Max.	Min.	Max.
A	4.32	4.82	0.170	0.190
A1	1.14	1.39	0.045	0.055
A2	2.29	2.79	0.090	0.110
b	0.64	1.01	0.025	0.040
b2	1.15	1.65	0.045	0.065
C	0.35	0.56	0.014	0.022
D	14.73	16.00	0.580	0.630
E	9.91	10.66	0.390	0.420
e	2.54	BSC	0.100	BSC
H1	5.85	6.85	0.230	0.270
L	12.70	13.97	0.500	0.550
L1	2.79	5.84	0.110	0.230
ØP	3.54	4.08	0.139	0.161
Q	2.54	3.18	0.100	0.125

