

Chipsmall Limited consists of a professional team with an average of over 10 year of expertise in the distribution of electronic components. Based in Hongkong, we have already established firm and mutual-benefit business relationships with customers from,Europe,America and south Asia,supplying obsolete and hard-to-find components to meet their specific needs.

With the principle of “Quality Parts,Customers Priority,Honest Operation,and Considerate Service”,our business mainly focus on the distribution of electronic components. Line cards we deal with include Microchip,ALPS,ROHM,Xilinx,Pulse,ON,Everlight and Freescale. Main products comprise IC,Modules,Potentiometer,IC Socket,Relay,Connector.Our parts cover such applications as commercial,industrial, and automotives areas.

We are looking forward to setting up business relationship with you and hope to provide you with the best service and solution. Let us make a better world for our industry!



## Contact us

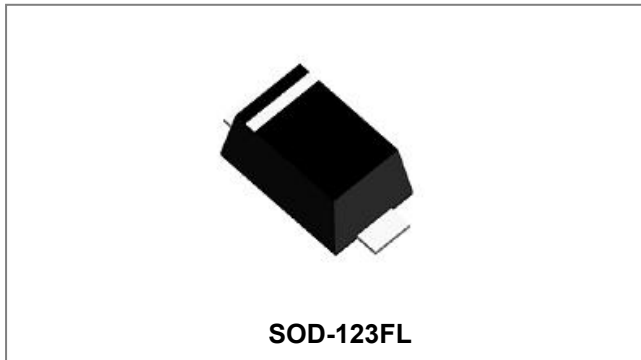
Tel: +86-755-8981 8866 Fax: +86-755-8427 6832

Email & Skype: [info@chipsmall.com](mailto:info@chipsmall.com) Web: [www.chipsmall.com](http://www.chipsmall.com)

Address: A1208, Overseas Decoration Building, #122 Zhenhua RD., Futian, Shenzhen, China

## DSS12U THRU DSS125U

### SINGLE PHASE 1.0AMP SURFACE MOUNT SCHOTTKY BARRIER RECTIFIER



#### Features

- The plastic package carries Underwriters Laboratory Flammability Classification 94V-0
- Metal silicon junction, majority carrier conduction
- Low power loss, high efficiency
- High temperature soldering guaranteed: 260/10° C seconds, 0.375"(9.5mm) lead length, 5 lbs. (2.3kg) tension
- This is a Pb – Free Device
- All SMC parts are traceable to the wafer lot
- Additional testing can be offered upon request

#### Circuit Diagram



#### Mechanical Data

- Case: SOD-123FL, molded plastic
- Terminals: Plated leads, solderable per MIL-STD-750, Method 2026
- Polarity: Color band dented cathode end
- Mounting Position: Any

#### Maximum Ratings and Electrical Characteristics @T<sub>A</sub>=25°C unless otherwise specified

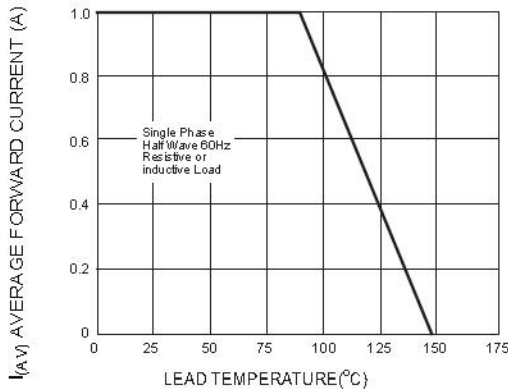
Characteristic	Symbol	DSS 12U	DSS 13U	DSS 14U	DSS 15U	DSS 16U	DSS 18U	DSS 110U	DSS 115U	DSS 120U	DSS 125U	Units
	Code	D12U	D13U	D14U	D15U	D16U	D18U	D110U	D115U	D120U	D125U	
Peak Repetitive Reverse Voltage	V <sub>RRM</sub>	20	30	40	50	60	80	100	150	200	250	V
Working Peak Reverse Voltage	V <sub>RWM</sub>	20	30	40	50	60	80	100	150	200	250	V
DC Blocking Voltage	V <sub>DC</sub>	20	30	40	50	60	80	100	150	200	250	V
RMS Reverse Voltage	V <sub>RMS</sub>	14	21	28	35	42	56	70	105	140	175	V
Average Rectified Output Current at T <sub>L</sub> =90°C	I <sub>F(AV)</sub>	1.0										A
Non-Repetitive Peak Forward Surge Current 8.3ms Single half sine-wave superimposed on Rated load(JEDEC Method)	I <sub>FSM</sub>	40										A
I <sup>2</sup> t Rating for Fusing (t < 8.3ms)	I <sup>2</sup> t	6.640										A <sup>2</sup> s
Forward Voltage per element @I <sub>F</sub> =1.0A	V <sub>F</sub>	0.50			0.67		0.80		0.90		0.92	V
Peak Reverse Current T <sub>A</sub> =25 °C at rated DC blocking voltage T <sub>A</sub> =100 °C	I <sub>R</sub>	0.1					0.05					mA
		10					5					
Typical Junction Capacitance (Note 1)	C <sub>J</sub>	110					80					pF
Junction and Storage Temperature Range	T <sub>J</sub> , T <sub>STG</sub>	-55 to +150										°C

**Note:** 1. Measured at 1MHz and applied reverse voltage of 4.0V D.C.

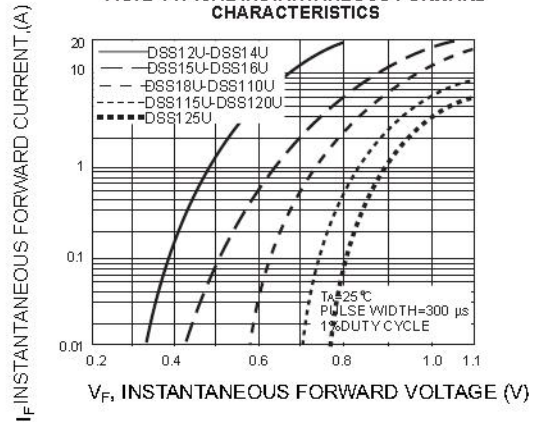
- China - Germany - Korea - Singapore - United States •
- <http://www.smc-diodes.com> - [sales@smc-diodes.com](mailto:sales@smc-diodes.com) •

**Ratings and Characteristics Curves**

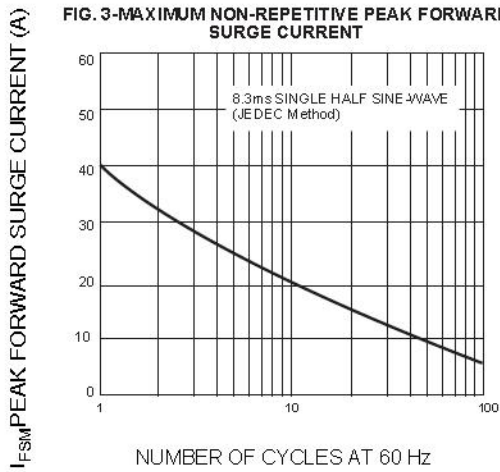
**FIG. 1- FORWARD CURRENT DERATING CURVE**



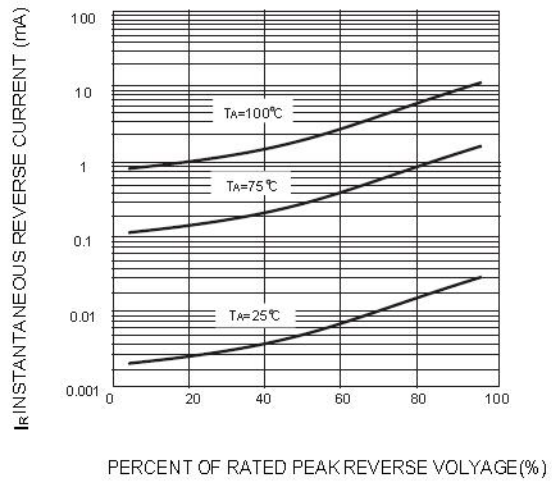
**FIG. 2-TYPICAL INSTANTANEOUS FORWARD CHARACTERISTICS**



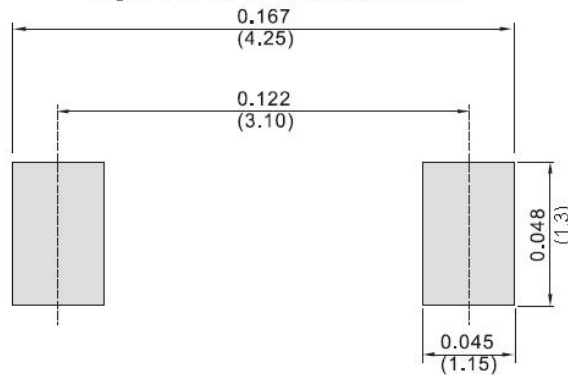
**FIG. 3-MAXIMUM NON-REPETITIVE PEAK FORWARD SURGE CURRENT**



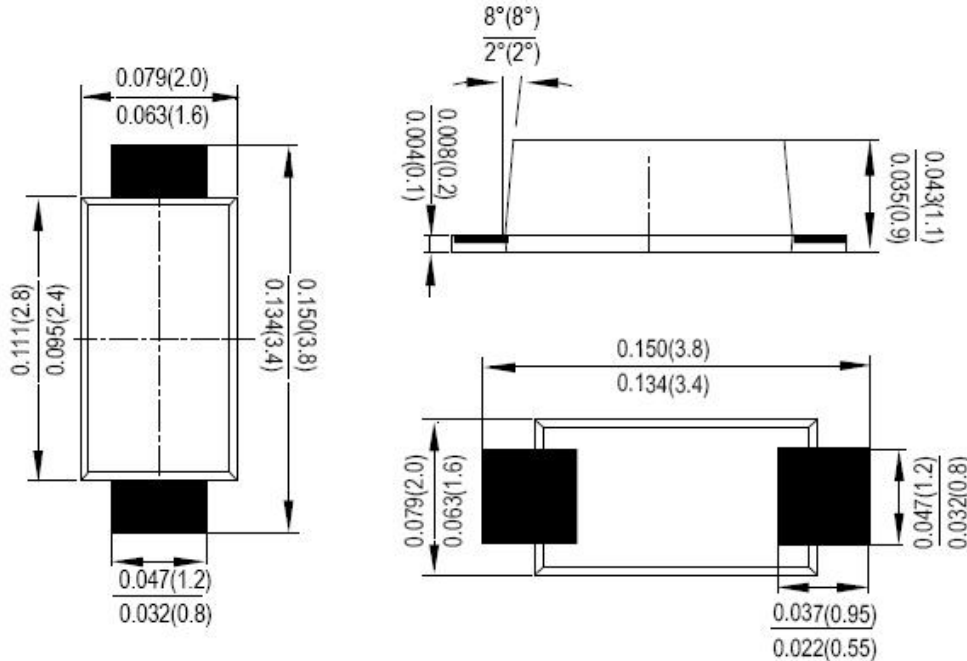
**FIG. 4-TYPICAL REVERSE CHARACTERISTICS**



**Fig.5 TYPICAL CAPACITANCE**



**Mechanical Dimensions SOD-123FL(Inches/Millimeters)**



**Ordering Information**

Device	Package	Shipping
DSS12U THRU DSS125U	SOD-123FL (Pb-Free)	3000pcs / reel

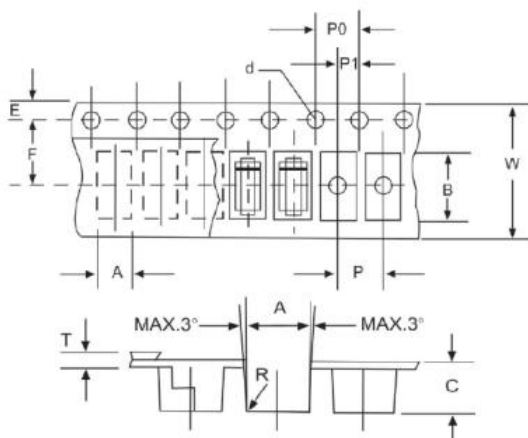
For information on tape and reel specifications, including part orientation and tape sizes, please refer to our tape and reel packaging specification.

**Marking Diagram**



D12U = Marking Code

**Carrier Tape Specification SOD-123FL**



SYMBOL	Millimeters	
	Min.	Max.
A	1.95	2.15
B	3.85	4.05
C	1.35	1.55
d	1.50	1.60
E	1.65	1.85
F	3.40	3.60
P	3.90	4.10
P0	3.90	4.10
P1	1.90	2.10
W	7.90	8.30

**Technical Data  
Data Sheet N1873, Rev. A**



**DISCLAIMER:**

1- The information given herein, including the specifications and dimensions, is subject to change without prior notice to improve product characteristics. Before ordering, purchasers are advised to contact the SMC - Sangdest Microelectronics (Nanjing) Co., Ltd sales department for the latest version of the datasheet(s).

2- In cases where extremely high reliability is required (such as use in nuclear power control, aerospace and aviation, traffic equipment, medical equipment, and safety equipment), safety should be ensured by using semiconductor devices that feature assured safety or by means of users' fail-safe precautions or other arrangement.

3- In no event shall SMC - Sangdest Microelectronics (Nanjing) Co., Ltd be liable for any damages that may result from an accident or any other cause during operation of the user's units according to the datasheet(s). SMC - Sangdest Microelectronics (Nanjing) Co., Ltd assumes no responsibility for any intellectual property claims or any other problems that may result from applications of information, products or circuits described in the datasheets.

4- In no event shall SMC - Sangdest Microelectronics (Nanjing) Co., Ltd be liable for any failure in a semiconductor device or any secondary damage resulting from use at a value exceeding the absolute maximum rating.

5- No license is granted by the datasheet(s) under any patents or other rights of any third party or SMC - Sangdest Microelectronics (Nanjing) Co., Ltd.

6- The datasheet(s) may not be reproduced or duplicated, in any form, in whole or part, without the expressed written permission of SMC - Sangdest Microelectronics (Nanjing) Co., Ltd.

7- The products (technologies) described in the datasheet(s) are not to be provided to any party whose purpose in their application will hinder maintenance of international peace and safety nor are they to be applied to that purpose by their direct purchasers or any third party. When exporting these products (technologies), the necessary procedures are to be taken in accordance with related laws and regulations..