



Chipsmall Limited consists of a professional team with an average of over 10 year of expertise in the distribution of electronic components. Based in Hongkong, we have already established firm and mutual-benefit business relationships with customers from,Europe,America and south Asia,supplying obsolete and hard-to-find components to meet their specific needs.

With the principle of “Quality Parts,Customers Priority,Honest Operation,and Considerate Service”,our business mainly focus on the distribution of electronic components. Line cards we deal with include Microchip,ALPS,ROHM,Xilinx,Pulse,ON,Everlight and Freescale. Main products comprise IC,Modules,Potentiometer,IC Socket,Relay,Connector.Our parts cover such applications as commercial,industrial, and automotives areas.

We are looking forward to setting up business relationship with you and hope to provide you with the best service and solution. Let us make a better world for our industry!



Contact us

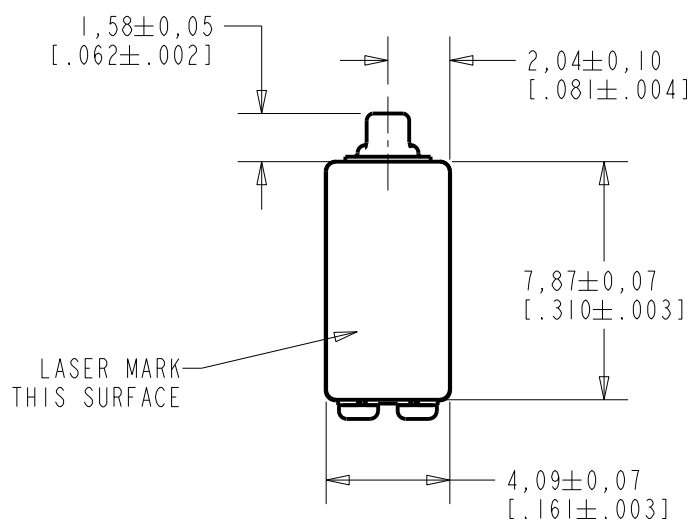
Tel: +86-755-8981 8866 Fax: +86-755-8427 6832

Email & Skype: info@chipsmall.com Web: www.chipsmall.com

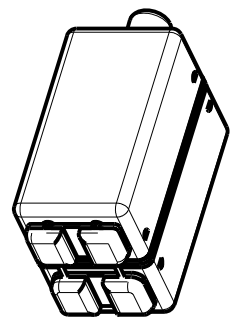
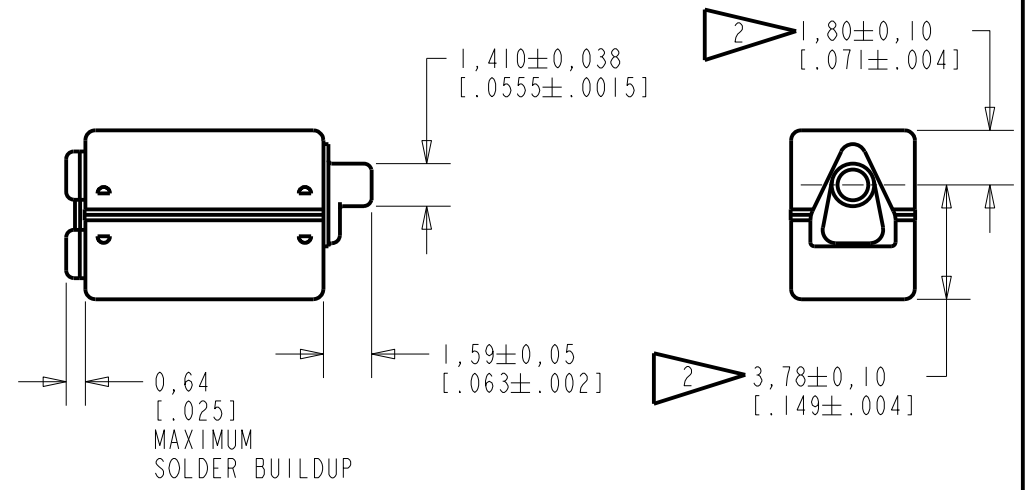
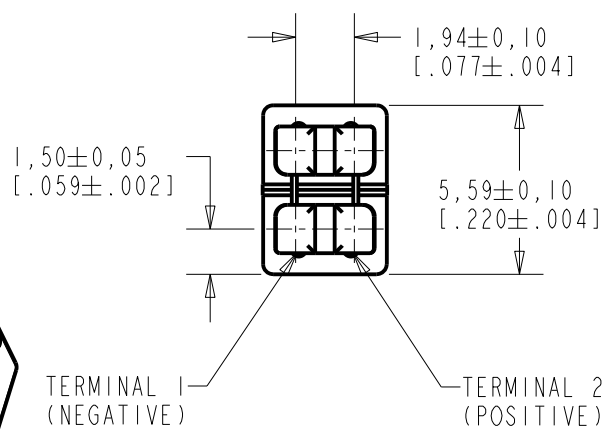
Address: A1208, Overseas Decoration Building, #122 Zhenhua RD., Futian, Shenzhen, China



DTEC-30265-000
SHT 1.1



NOTES:
 1. A POSITIVE GOING VOLTAGE AT TERMINAL 2, RELATIVE TO TERMINAL 1, CAUSES A DECREASE IN PRESSURE AT THE SOUND OUTLET.
 2. LOCATED FROM TWO SURFACES FOR CUSTOMER CONVENIENCE. ONLY APPLICABLE FROM ONE SURFACE, NOT TO BE USED TOGETHER. HORIZONTAL LOCATION FOR TERMINAL CENTERED TO $\pm 0,17$ [.007].



NOMINAL WEIGHT
.71 GRAMS

DIMENSIONS IN MILLIMETERS [INCHES]

Revision	C.O. #	Implementation Date	RELEASE LEVEL	REVISION
C	C10111230	5-13-10	Active	C
A	C10106682	3-3-08		

KNOWLES ELECTRONICS
ITASCA, ILLINOIS U.S.A.

SCALE: 4:1	DR. BY: LSY	DATE: 3-3-08
DO NOT SCALE DRAWING	CK. BY: GJP	DATE: 3-5-08
TITLE: RECEIVER OUTLINE DRAWING	DTEC-30265-000 SHT 1.1	
	APP. BY: GJP	DATE: 3-5-08

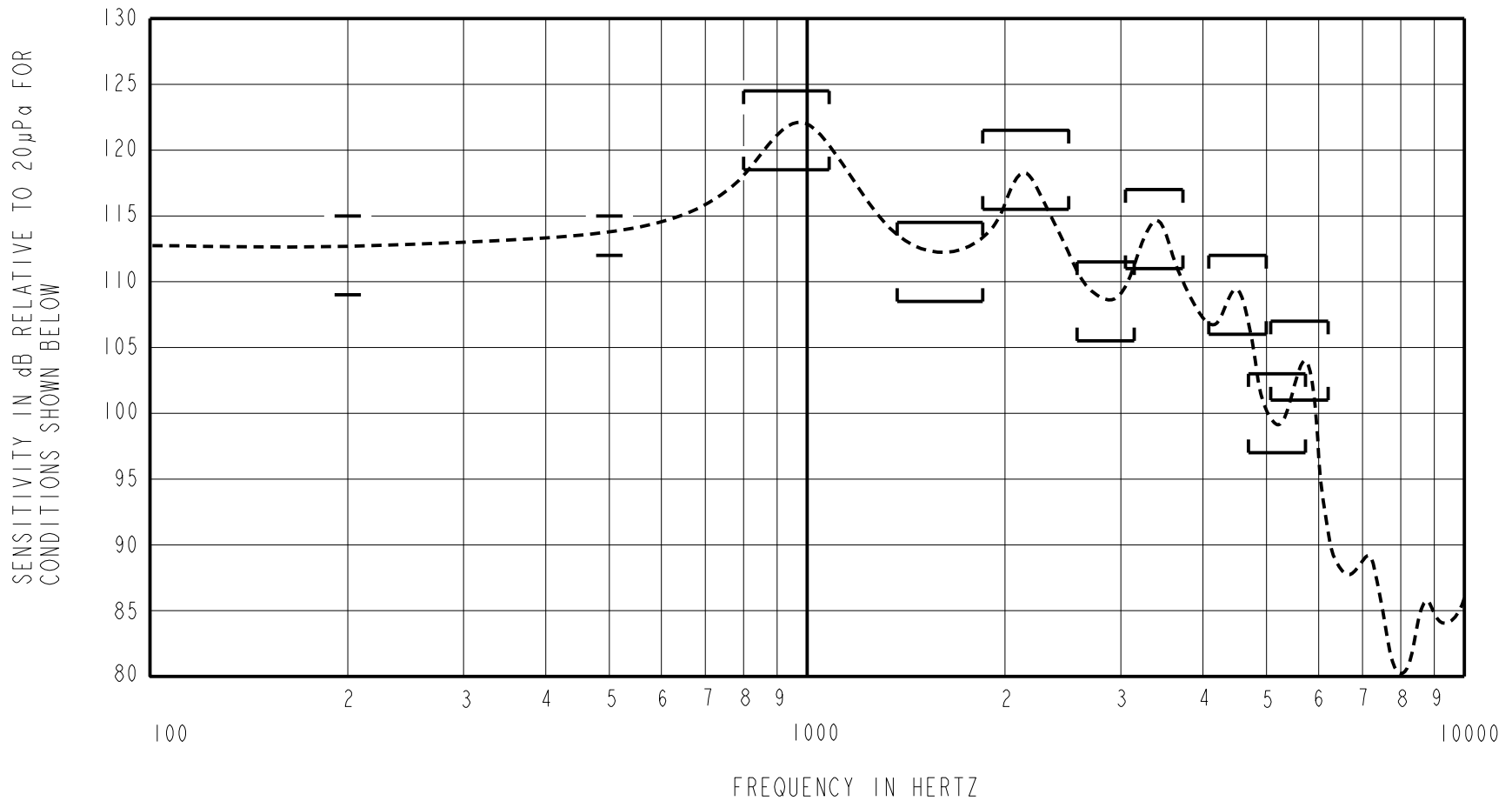
THE DTEC-30265-000 IS A PAIR OF BALANCED ARMATURE RECEIVERS INTENDED FOR USE IN BTE HEARING AIDS, AND IS THE SAME SIZE AS AN EF RECEIVER.

NO DAMPING

DTEC-30265-000
SHEET 2.1

NOTE: SPECIFICATIONS FOLLOWED BY AN ASTERISK (*) ARE 100% TESTED.

CONSTANT VOLTAGE DRIVE CONDITIONS



ACOUSTICAL

SENSITIVITY*
DEVICE WILL PRODUCE THE SPL LISTED BELOW UNDER TEST CONDITIONS DESCRIBED IN TABLE 3. NOMINAL SENSITIVITY AT 500 Hz IS dB RELATIVE TO 20µPa. ALL OTHER VALUES IN dB RELATIVE TO THE SENSITIVITY AT 500 Hz.

FREQUENCY (Hz)	MINIMUM	NOMINAL	MAXIMUM
200	-4.5	-1.5	+1.5
500	-1.5	113.5	+1.5
800-1080	+5.0	+8.0	+11.0
1370-1850	-5.0	-2.0	+1.0
1850-2500	+2.0	+5.0	+8.0
2575-3145	-8.0	-5.0	-2.0
3050-3730	-2.5	+0.5	+3.5
4085-4995	-7.5	-4.5	-1.5
4690-5730	-16.5	-13.5	-10.5
5075-6205	-12.5	-9.5	-6.5

TABLE 1

TOTAL HARMONIC DISTORTION*
DEVICE WILL NOT EXCEED TOTAL HARMONIC DISTORTION LEVELS LISTED BELOW.

FREQUENCY (Hz)	AC DRIVE (V rms)	DC BIAS (mA)	LIMIT (%)
315	0.130	0	5
470	0.130	0	5
470	0.259	0	10

TABLE 2

TEST CONDITIONS

NOMINAL SOURCE VOLTAGE	0.130 V rms, TO DELIVER 0.70 mVA AT 500 Hz
SOURCE IMPEDANCE	<1 Ohm
TUBING	8mm X 1mm ID + 28mm X 1.5mm ID EAR HOOK SIMULATOR + 25mm X 2mm ID TUBE + 18mm X 3mm ID TUBE
COUPLER CAVITY	2 cm ³ , SIMULATED ANSI S3.7 TYPE HA-3 (IEC 60318-5)

TABLE 3

ELECTRICAL

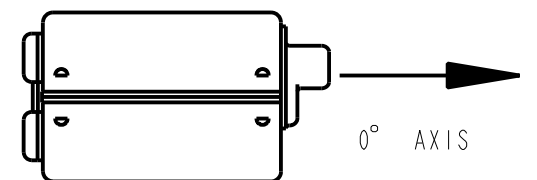
DC RESISTANCE	15.0 OHMS ± 10% *
IMPEDANCE @ 500 Hz	22 OHMS ± 15% *
INDUCTANCE @ 500 Hz	4.3 mH TYPICAL
CAPACITANCE @ 10 MHz	18 pF TYPICAL

TABLE 4

ISOLATION: CASE WILL BE ELECTRICALLY ISOLATED FROM THE COIL CIRCUIT.*

MAGNETIC RADIATION

WORST CASE: FIELD WILL BE LESS THAN LEVEL STATED BELOW AT AMPLIFIER CLIPPING (.920 V).
103 dB re 1µA/m
DISTANCE OF 6.3 mm FROM CENTER OF RECEIVER
ANGLE OF 130 DEGREES FROM SURFACE OF COVER



MECHANICAL

PORT LOCATION: 12C

SOLDER TYPE: SAC305

TEMPERATURE

OPERATING: SENSITIVITY WILL NOT VARY MORE THAN +1/-3 dB FROM -17°C TO 63°C
STORAGE: -40°C TO 63°C

KNOWLES ELECTRONICS
ITASCA, ILLINOIS U.S.A.

Revision	C.O. #	Implementation Date	RELEASE LEVEL	REVISION
C	C10111230	5-13-10	Active	C
A	C10106682	3-3-08		
WHEN TEST LIMITS ARE USED TO ESTABLISH INCOMING INSPECTION ACCEPTANCE/REJECTION CRITERIA, CORRELATION OF TEST EQUIPMENT WITH KNOWLES IS ALSO REQUIRED FOR ELIMINATION OF EQUIPMENT AND TEST METHOD VARIATION		DR. BY DATE		
TITLE: RECEIVER		DTEC-30265-000	CK. BY DATE	GJP 3-5-08
PERFORMANCE SPECIFICATION		SHT 2.1	APP. BY DATE	GJP 3-5-08