



Chipsmall Limited consists of a professional team with an average of over 10 year of expertise in the distribution of electronic components. Based in Hongkong, we have already established firm and mutual-benefit business relationships with customers from,Europe,America and south Asia,supplying obsolete and hard-to-find components to meet their specific needs.

With the principle of “Quality Parts,Customers Priority,Honest Operation,and Considerate Service”,our business mainly focus on the distribution of electronic components. Line cards we deal with include Microchip,ALPS,ROHM,Xilinx,Pulse,ON,Everlight and Freescale. Main products comprise IC,Modules,Potentiometer,IC Socket,Relay,Connector.Our parts cover such applications as commercial,industrial, and automotives areas.

We are looking forward to setting up business relationship with you and hope to provide you with the best service and solution. Let us make a better world for our industry!



## Contact us

Tel: +86-755-8981 8866 Fax: +86-755-8427 6832


Email & Skype: info@chipsmall.com Web: www.chipsmall.com

Address: A1208, Overseas Decoration Building, #122 Zhenhua RD., Futian, Shenzhen, China



# Proximity Sensors Inductive ABS Housing Type DU, Fork-shaped

CARLO GAVAZZI



- Fork-shaped ABS housing
- Slot sizes: 3.5, 5, 6, 10 mm
- Power supply: 8.2 VDC (NAMUR)  
24 VDC (NPN)
- Output: NAMUR (DIN 19234)  
Transistor NPN, normally open
- Protection: Reverse polarity (NPN version)
- 2 m cable

## Product Description

Special fork-shaped proximity switch. Slot sizes 3.5, 5, 6 or 10 mm. With transistor NPN or made in accordance with NAMUR DIN 19234. Sturdy ABS housing.

## Ordering Key

**DU 10 E**

Type \_\_\_\_\_  
Slot size \_\_\_\_\_  
Output type \_\_\_\_\_

## Type Selection

Slot size mm	Ordering no. NAMUR	Ordering no. Transistor NPN Normally open
3.5	DU 3.5	
5	DU 5	
6	DU 6	DU 6 E
10	DU 10	DU 10 E

## Specifications

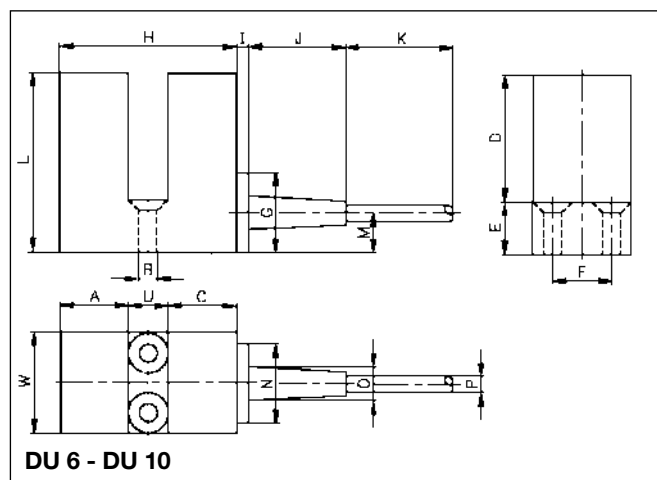
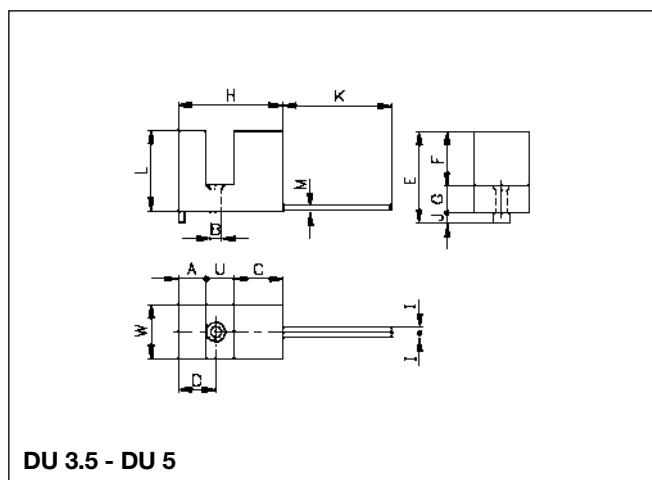
	NAMUR	Transistor NPN
Rated operational volt. ( $U_e$ ) ( $U_B$ )	8.2 VDC 7 to 9 VDC (6 to 35 VDC, all specifications not observed in extended supply range)	24 VDC 21.6 to 26.4 VDC (ripple incl.)
Self-inductance	≤ 500 μH	-
Self-capacitance	≤ 120 nF	-
Ripple	-	≤ 10%
Rated operational current ( $I_e$ )	-	≤ 200 mA
No-load supply current ( $I_o$ )	Activated: ≤ 1 mA Not activated: ≥ 3 mA Max.: 9.35 mA	≤ 15 mA
Voltage drop ( $U_d$ )	-	<b>DU 6 E</b> ≤ 2.0 V at max. load <b>DU 10 E</b> ≤ 1.0 V at max. load
Protection	None	Reverse polarity
Transient voltage	≤ 1 kV/0.5 J (prepared)	≤ 1 kV/0.5 J (prepared)
Power ON delay	None	None
Frequency of operating cycles (f)	<b>DU 3.5</b> 2000 Hz <b>DU 5</b> 1500 Hz	<b>DU 6</b> 2000 Hz <b>DU 10</b> 1000 Hz <b>DU 6 E</b> 2000 Hz <b>DU 10 E</b> 1000 Hz
Size of test object (height x length x width)	<b>DU 3.5</b> 10 x 10 x 0.5 mm <b>DU 5</b> 10 x 10 x 0.5 mm <b>DU 6</b> 16 x 16 x 1 mm <b>DU 10</b> 16 x 20 x 1 mm	<b>DU 6 E</b> 16 x 16 x 1 mm <b>DU 10 E</b> 16 x 20 x 1 mm

## Specifications (cont.)

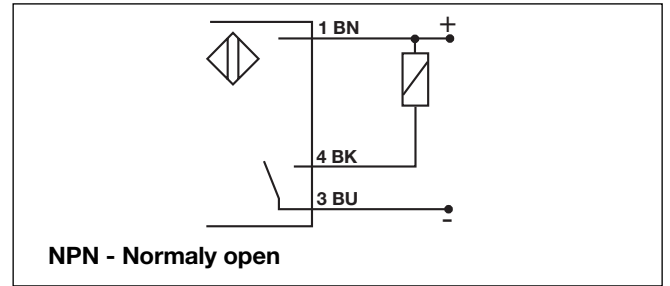
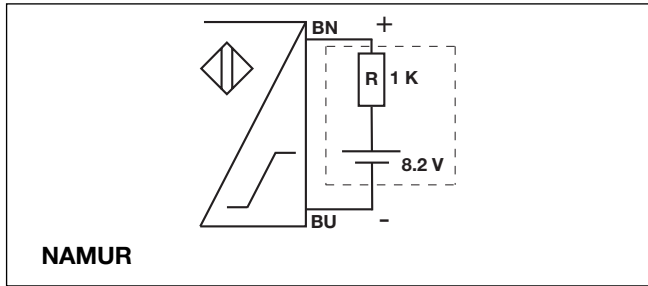
	NAMUR	Transistor NPN
Repeat accuracy (R)	≤ 10%	≤ 10%
Effective operating dist. (S <sub>r</sub> )	0.9 x S <sub>n</sub> ≤ S <sub>r</sub> ≤ 1.1 x S <sub>n</sub>	0.9 x S <sub>n</sub> ≤ S <sub>r</sub> ≤ 1.1 x S <sub>n</sub>
Usable operating dist. (S <sub>u</sub> )	0.8 x S <sub>r</sub> ≤ S <sub>u</sub> ≤ 1.2 x S <sub>r</sub>	0.8 x S <sub>r</sub> ≤ S <sub>u</sub> ≤ 1.2 x S <sub>r</sub>
Ambient temperature		
Operating	-20° to +60°C (-4° to +140°F)	-20° to +60°C (-4° to +140°F)
Storage	-25° to +70°C (-13° to +158°F)	-25° to +70°C (-13° to +158°F)
Degree of protection	IP 67 (Nema 1, 3, 4, 6, 13)	IP 67 (Nema 1, 3, 4, 6, 13)
Housing material	Blue ABS	Blue ABS
Cable	<b>DU 3.5</b> 2 m, 2 x 0.1 mm <sup>2</sup> (2 wires) <b>DU 5</b> 2 m, 2 x 0.1 mm <sup>2</sup> (2 wires) <b>DU 6</b> 2 m, 2 x 0.25 mm <sup>2</sup> <b>DU 10</b> 2 m, 2 x 0.25 mm <sup>2</sup> grey PVC, oil proof	<b>DU 6 E</b> 2 m, 3 x 0.25 mm <sup>2</sup> <b>DU 10 E</b> 2 m, 3 x 0.25 mm <sup>2</sup> grey PVC, oil proof
Weight (cable included)	<b>DU 3.5</b> 17 g <b>DU 6</b> 72 g <b>DU 5</b> 17 g <b>DU 10</b> 116 g	<b>DU 6 E</b> 72 g <b>DU 10 E</b> 116 g
CE-marking	Yes	Yes

## Dimensions

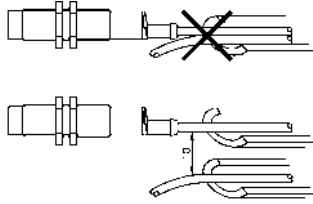
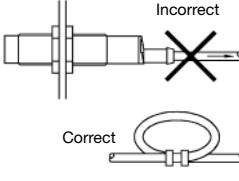
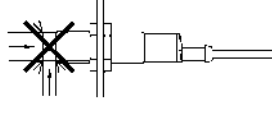
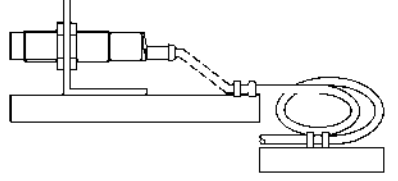
Type	U mm	L mm	H mm	W mm	A mm	B ∅ mm	C mm	D mm	E mm	F mm	G mm	I mm	J mm	K mm	M mm	N mm	O ∅ mm	P ∅ mm
<b>DU 3.5</b>	3.5	15	19.2	10.2	5	2	10.5	6.85	17	10	5	∅ 1.1	2	2000	1			
<b>DU 5</b>	5	15	19.2	10.2	5	2	9	6.85	17	10	5	∅ 1.1	2	2000	1			
<b>DU 6</b>	6	30	26.8	16.4	10	2.3	10.1	20	10	11	15.25	2.2	17	2000	9	12.5	6.5	4.2
<b>DU 10</b>	10	45	44.5	25.6	17	4.5	17	32	13	15	20	2.95	24	2000	10	20	8.5	4.1



## Wiring Diagrams



## Installation Hints

<p>To avoid interference from inductive voltage/current peaks, separate the prox. switch power cables from any other power cables, e.g. motor, contactor or solenoid cables</p> 	<p>Relief of cable strain</p>  <p><b>Incorrect</b></p> <p><b>Correct</b></p> <p>The cable should not be pulled</p>	<p>Protection of the sensing face</p>  <p>A proximity switch should not serve as mechanical stop</p>	<p>Switch mounted on mobile carrier</p>  <p>Any repetitive flexing of the cable should be avoided</p>
--	---	--	--

## Power Supplies

Power supplies VAC: > SS 110.  
 Power supplies VDC: > SS 130/140.

## NAMUR, Amplifier Relay

> SD 110/210.  
 > SD 170/270. Refer to Technical Information.