



Chipsmall Limited consists of a professional team with an average of over 10 year of expertise in the distribution of electronic components. Based in Hongkong, we have already established firm and mutual-benefit business relationships with customers from,Europe,America and south Asia,supplying obsolete and hard-to-find components to meet their specific needs.

With the principle of “Quality Parts,Customers Priority,Honest Operation,and Considerate Service”,our business mainly focus on the distribution of electronic components. Line cards we deal with include Microchip,ALPS,ROHM,Xilinx,Pulse,ON,Everlight and Freescale. Main products comprise IC,Modules,Potentiometer,IC Socket,Relay,Connector.Our parts cover such applications as commercial,industrial, and automotives areas.

We are looking forward to setting up business relationship with you and hope to provide you with the best service and solution. Let us make a better world for our industry!



## Contact us

Tel: +86-755-8981 8866 Fax: +86-755-8427 6832

Email & Skype: info@chipsmall.com Web: www.chipsmall.com

Address: A1208, Overseas Decoration Building, #122 Zhenhua RD., Futian, Shenzhen, China



## USER GUIDE



# DV23 Non-Contact Voltage Detector

## Safety

**WARNING:** Risk of Electrocution. Before use, always test the Voltage Detector on a known live circuit to verify proper operation

**WARNING:** Risk of Electrocution. Keep hands and fingers on the body of the probe and away from the probe tip and tested inductor

**CAUTION:** Read, understand and follow Safety Rules and Operating Instructions in this manual before using this product.

- Do not attempt repairs. There are no user serviceable parts.
- Do not expose unit to extreme temperatures or high humidity
- Do not use the unit if it is wet or damaged
- Do not apply more than the rated voltage between the probe tip and ground.
- Do not operate with the case open.



This symbol, adjacent to another symbol or terminal, indicates the user must refer to the manual for further information.



This symbol, adjacent to a terminal, indicates that, under normal use, hazardous voltages may be present.



Double insulation symbol

## Specifications

Voltage Sensitivity	50V to 600V AC
Bandwidth	50/60Hz
Detection distance	<0.2"
Operating Temperature	32 to 104°F (0 to 40°C)
Storage Temperature	14 to 122°F (-10 to 50°C)
Altitude	<7000' (2000m)
Relative Humidity	< 95% RH
Batteries	2 x 1.5 'AAA' type
Dimensions/Weight	6.25x1" (159x25mm) / 1.5oz (42g)
Safety	This unit complies with:

EMC: EN61326-1:2006

LVD: EN61010-1:2010, EN61010 031:2002+1:2008

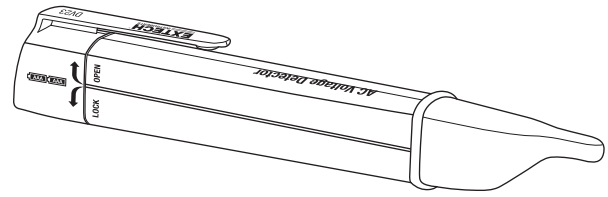
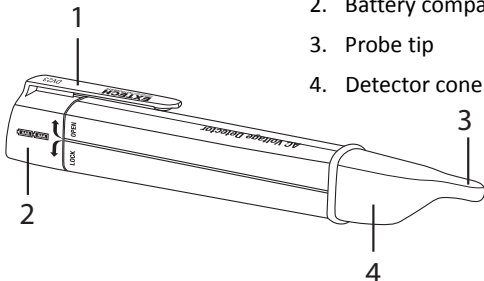
UL: UL61010-1, 2<sup>nd</sup> Edition, 2005-07-22

CAN/CSA-C22.2 No. 61010-1, 2<sup>nd</sup> edition, 2004-07

For indoor use and in accordance with Overvoltage Category IV-600V, Pollution Degree 2; conforms to CE standards

**UL Listed** The UL mark does not indicate that this product has been evaluated for the accuracy of its readings.

1. Pocket clip
2. Battery compartment
3. Probe tip
4. Detector cone lamp



## Operating Instructions

**Note:** For new meters, remove the battery end cap and then remove the battery insulating strip (if necessary).

### AC VOLTAGE DETECTION

1. Touch the probe tip (3) to the hot conductor or insert into the hot side of the electrical outlet.
2. If AC voltage is present, the detector cone will illuminate (4) and the meter will beep.

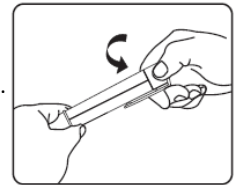
**NOTE:** The conductors in electrical cord sets are often twisted. For best results, rub the probe tip along a length of the cord to assure getting the tip in close proximity to the live conductor.

**NOTE:** The detector is designed with high sensitivity. Static electricity or other sources of energy may randomly trip the sensor. This is normal operation.

### BATTERY INSTALLATION

1. Remove the end cap (2) by gently twisting.
2. Insert two AAA batteries (observe polarity).
3. Replace the end cap.

**NOTE:** If the meter does not work properly, check the batteries to ensure that they're fresh and properly inserted.



### CLEANING

Please wipe the meter with a damp cloth as needed. Do not use solvents or abrasives when cleaning.

## Warranty

*FLIR Systems, Inc. warrants this Extech Instruments brand device to be free of defects in parts and workmanship for one year from date of shipment (a six month limited warranty applies to sensors and cables). If it should become necessary to return the instrument for service during or beyond the warranty period, contact the Customer Service Department for authorization. Visit the website [www.extech.com](http://www.extech.com) for contact information. A Return Authorization (RA) number must be issued before any product is returned. The sender is responsible for shipping charges, freight, insurance and proper packaging to prevent damage in transit. This warranty does not apply to defects resulting from action of the user such as misuse, improper wiring, operation outside of specification, improper maintenance or repair, or unauthorized modification. FLIR Systems, Inc. specifically disclaims any implied warranties or merchantability or fitness for a specific purpose and will not be liable for any direct, indirect, incidental or consequential damages. FLIR's total liability is limited to repair or replacement of the product. The warranty set forth above is inclusive and no other warranty, whether written or oral, is expressed or implied.*

## Calibration, Repair, and Customer Care Services

*FLIR Systems, Inc. offers repair and calibration services for the Extech Instruments products we sell. NIST certification for most products is also provided. Call the Customer Service Department for information on calibration services available for this product. Annual calibrations should be performed to verify meter performance and accuracy. Technical support and general customer service is also provided, refer to the contact information provided below.*

**Support Lines: U.S. (877) 439-8324; International: +1 (603) 324-7800**  
Technical Support: Option 3; E-mail: [support@extech.com](mailto:support@extech.com)  
Repair & Returns: Option 4; E-mail: [repair@extech.com](mailto:repair@extech.com)  
Product specifications are subject to change without notice  
**Please visit our website for the most up-to-date information**  
**[www.extech.com](http://www.extech.com)**  
FLIR Commercial Systems, Inc., 9 Townsend West, Nashua, NH 03063  
**ISO 9001 Certified**

**Copyright © 2015 FLIR Systems, Inc.**

All rights reserved including the right of reproduction in whole or in part in any form

**[www.extech.com](http://www.extech.com)**