



Chipsmall Limited consists of a professional team with an average of over 10 year of expertise in the distribution of electronic components. Based in Hongkong, we have already established firm and mutual-benefit business relationships with customers from,Europe,America and south Asia,supplying obsolete and hard-to-find components to meet their specific needs.

With the principle of “Quality Parts,Customers Priority,Honest Operation,and Considerate Service”,our business mainly focus on the distribution of electronic components. Line cards we deal with include Microchip,ALPS,ROHM,Xilinx,Pulse,ON,Everlight and Freescale. Main products comprise IC,Modules,Potentiometer,IC Socket,Relay,Connector.Our parts cover such applications as commercial,industrial, and automotives areas.

We are looking forward to setting up business relationship with you and hope to provide you with the best service and solution. Let us make a better world for our industry!



## Contact us

Tel: +86-755-8981 8866 Fax: +86-755-8427 6832

Email & Skype: info@chipsmall.com Web: www.chipsmall.com

Address: A1208, Overseas Decoration Building, #122 Zhenhua RD., Futian, Shenzhen, China





### Key Features

- Compact size
- 2.4 - 2.5GHz operation

### General Description

The Siretta 2.4GHz PCB antenna is based on an efficiently tuned PCB element that is matched and embedded to work with a wide variety of RF modules operating on the 2.4GHz ISM band frequency.

Popular in Bluetooth, Zigbee and WLAN embedded applications, the antenna allows users a longer working range than a standard on board chip antenna which is offered on many modules. Connected via an Ipex (UFL compatible) connector and 100mm cable the antenna PCB measures just 45 x 10mm ensuring a compact design which can be discreetly fitted in many of today's products where space is at a premium.

### Key Specifications - Electrical

Operating temperature range:	-20 to +65°C
Impedance:	50 ohm
Gain:	2.6dBi
VSWR:	<1.6:1
Voltage and supply current:	Passive
Operating frequency:	2.4 - 2.5GHz
Polarization:	Vertical
Radiating element and wave:	¼ wave dipole

### Key Specifications - Mechanical

Dimensions:	45mm x 10mm x 1mm (without cable)
Cable:	100mm x 1.13mm coax
Connector:	Ipex (UFL compatible)

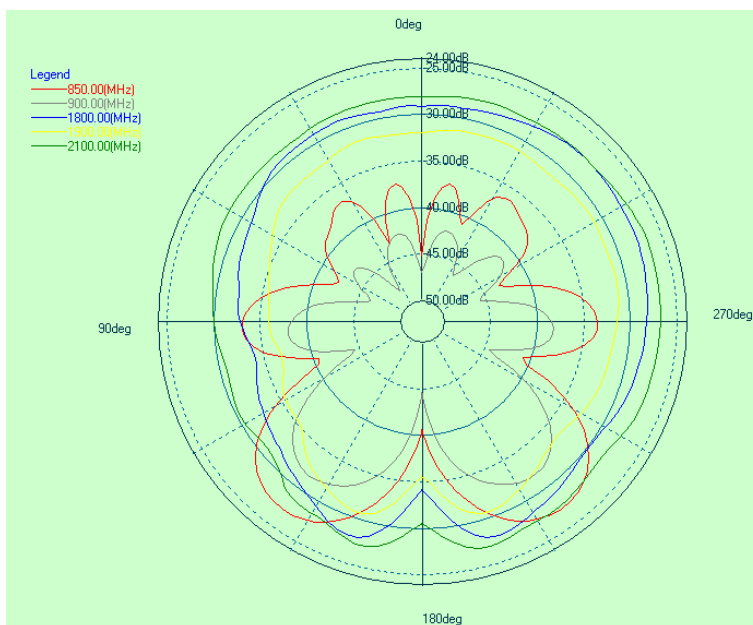
Rev 1.2

## Gain

### WiFi

2400MHz	-20.48dBi
2500MHz	-21.45dBi

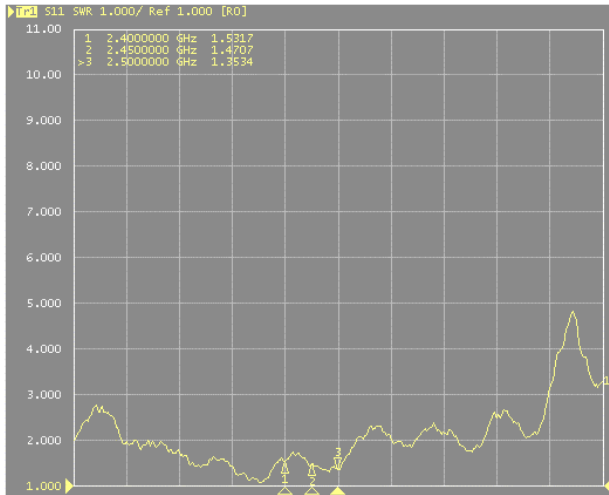
## Gain vs. Frequency Graph



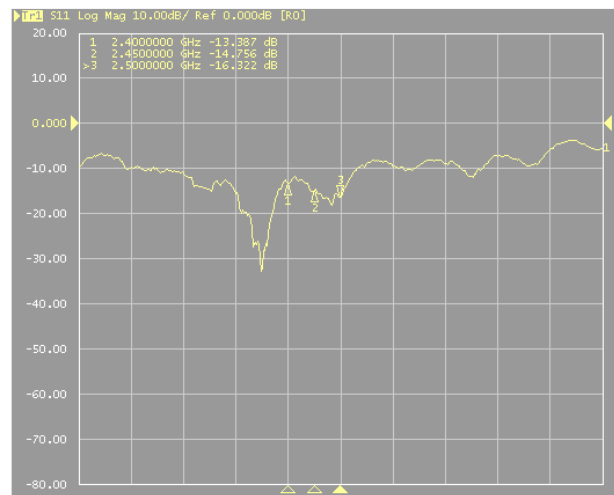
**UL Tested (Basingstoke, UK)**  
Part: ECHO11/0.1M/IPEX/S/S/12

## Test Reports

### VSWR



### Return Loss



## Ordering Details:

Part Number	Description
ECHO11/0.1M/IPEX/S/S/12	WiFi PCB Antenna, 100mm Cable, UFL Connector