



Chipsmall Limited consists of a professional team with an average of over 10 year of expertise in the distribution of electronic components. Based in Hongkong, we have already established firm and mutual-benefit business relationships with customers from,Europe,America and south Asia,supplying obsolete and hard-to-find components to meet their specific needs.

With the principle of "Quality Parts,Customers Priority,Honest Operation,and Considerate Service",our business mainly focus on the distribution of electronic components. Line cards we deal with include Microchip,ALPS,ROHM,Xilinx,Pulse,ON,Everlight and Freescale. Main products comprise IC,Modules,Potentiometer,IC Socket,Relay,Connector.Our parts cover such applications as commercial,industrial, and automotives areas.

We are looking forward to setting up business relationship with you and hope to provide you with the best service and solution. Let us make a better world for our industry!



Contact us

Tel: +86-755-8981 8866 Fax: +86-755-8427 6832

Email & Skype: info@chipsmall.com Web: www.chipsmall.com

Address: A1208, Overseas Decoration Building, #122 Zhenhua RD., Futian, Shenzhen, China





- ▶ High Stability Oscillator
- ▶ 2.5 x 3.2 mm Footprint
- ▶ Low Current Consumption
- ▶ RoHS Compliant



ECS-2532HS

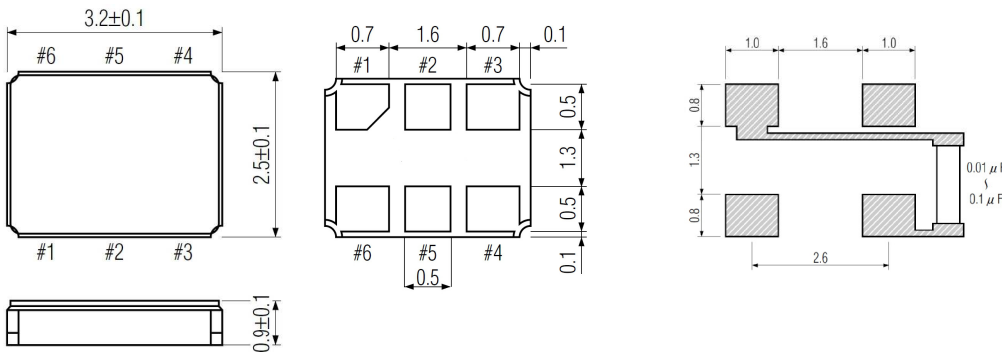
SMD CLOCK OSCILLATOR

ECS-2532HS-2 (2.8V) and ECS-2532HS-3 (3.3V) subminiature High Stability SMD oscillators. Ideal for today's tight tolerance applications.

OPERATING CONDITIONS / ELECTRICAL CHARACTERISTICS

PARAMETERS	CONDITIONS	ECS-2532HS-2 (+2.8V)			ECS-2532HS-3 (+3.3V)			UNITS
		MIN	TYP	MAX	MIN	TYP	MAX	
Frequency Range		1.000		55.000	1.000		55.000	MHz
Operating Temperature		-40		+85	-40		+85	°C
Storage Temperature		-55		+125	-55		+125	°C
Supply Voltage	VDD	+2.66	+2.8	+2.94	+3.135	+3.3	+3.465	VDC
Frequency Stability	Option E			± 20			± 20	ppm
	Option F			± 15			± 15	ppm
	Option G			± 10			± 10	ppm
Input Current	Pin 1 Open or VIH			10			10	mA
Stand-by Current	Pin 1 = VIL			10			10	µA
Output Symmetry	@ 50% VDD level			45/55			45/55	%
Rise and Fall Times	10% VDD to 90% level			5			5	ns
"0" level	VOL			10% VDD			10% VDD	VDC
"1" level	VOH	90% VDD			90% VDD			VDC
Output Load	CMOS			15			15	pF
Disable delay time				100			100	ns
Startup time				10			10	ms
Aging	@ +25°C ±3°C first year			2			2	ppm

TOP, BOTTOM, SIDE VIEWS & LAND PATTERN



Pin Connections	
Pin #1	Tri-State
Pin #2	No Connect
Pin #3	Ground
Pin #4	Output
Pin #5	No Connect
Pin #6	VDD

Tri-State Control Voltage	
Pad 1	Pad 4
Open	Output
VDD-0.5V Min.	Output
0.5V Max. (Note 1)	High Impedance

Note 1: Internal crystal oscillation to be halted (Pin #1=VIL)

PART NUMBERING GUIDE: Example ECS - 2532HS - 200 - 3 - G - TR

ECS	Series	Frequency Abbreviation	Voltage	Stability	Packaging
	2532HS	200 = 20.000 MHz See Frequency Abbreviations (Pg 2)	2 = +2.8V ±5% 3 = +3.3V ±5%	E = +/- 20 ppm F = +/- 15 ppm G = +/- 10 ppm	TR = Tape & Reel 500/Reel

ECS-2532HS SMD CLOCK OSCILLATOR

ECS-2532HS-2 (2.8V) and ECS-2532HS-3 (3.3V) subminiature High Stability SMD oscillators. Ideal for today's tight tolerance applications.

Frequency Abbreviations

FREQUENCY MHz	CODE
20.000	200
22.1184	221
24.000	240
26.000	260
27.000	270
32.000	320
40.000	400
44.000	440
50.000	500
54.000	540

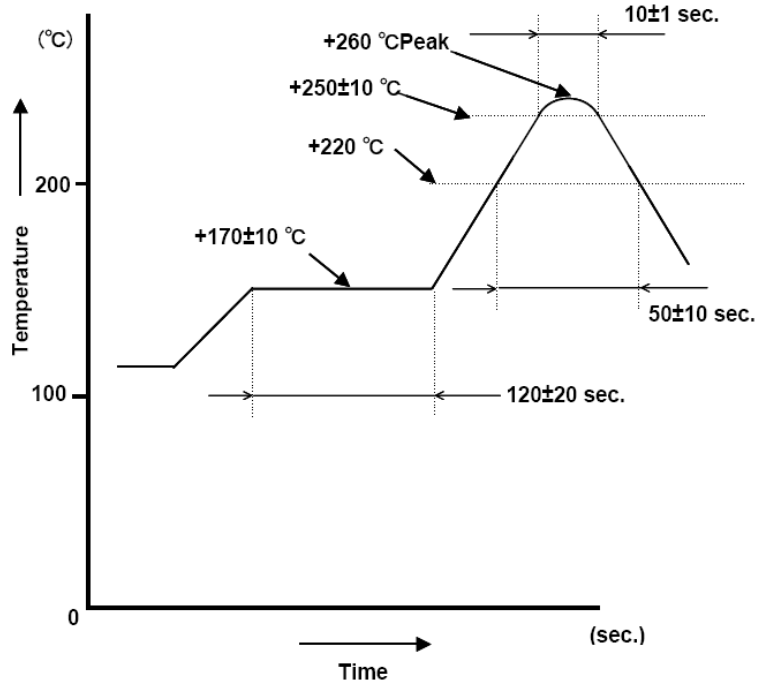
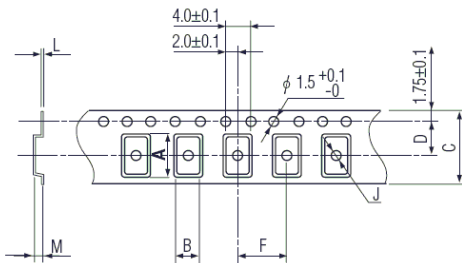


Figure 1) Suggested Reflow Profile

TAPE DIMENSIONS (mm)



A	B	C	D	F	J	L	M	Reel Dia.	Qty/Reel
3.5	2.8	8.0	3.5	4.0	1.1	0.25	1.0	180	500

Package Data	
Item	Description
Lid	Metal
Base	Ceramic
Sealing	AuSn
Terminal	Tungsten (metalized)
Plating	Gold/Nickel (Surface)/(Under)
RoHS	Compliant (Pb Free)

Figure 2) Pocket Tape Dimensions