



Chipsmall Limited consists of a professional team with an average of over 10 year of expertise in the distribution of electronic components. Based in Hongkong, we have already established firm and mutual-benefit business relationships with customers from,Europe,America and south Asia,supplying obsolete and hard-to-find components to meet their specific needs.

With the principle of "Quality Parts,Customers Priority,Honest Operation,and Considerate Service",our business mainly focus on the distribution of electronic components. Line cards we deal with include Microchip,ALPS,ROHM,Xilinx,Pulse,ON,Everlight and Freescale. Main products comprise IC,Modules,Potentiometer,IC Socket,Relay,Connector.Our parts cover such applications as commercial,industrial, and automotives areas.

We are looking forward to setting up business relationship with you and hope to provide you with the best service and solution. Let us make a better world for our industry!



Contact us

Tel: +86-755-8981 8866 Fax: +86-755-8427 6832

Email & Skype: info@chipsmall.com Web: www.chipsmall.com

Address: A1208, Overseas Decoration Building, #122 Zhenhua RD., Futian, Shenzhen, China





- ▶ Low current consumption
- ▶ Built in divider circuit
- ▶ 8-pin DIP Package

ECS-300C

DUAL OUTPUT CMOS CLOCK OSCILLATOR

DISCONTINUED

The ECS-300C utilizes a built in divider circuit to provide a second divided output. The CMOS based oscillator features low current consumption in a standard 8-pin DIP package.

OPERATING CONDITIONS / ELECTRICAL CHARACTERISTICS

PARAMETERS	CONDITIONS	ECS-300C			UNITS
		MIN	TYP	MAX	
Frequency Range	Primary Output	12.000		24.000	MHz
	Divided Output	0.048875		12.000	MHz
Frequency Stability *	All Conditions			± 100	ppm
Operating Temperature		-10		+70	°C
Storage Temperature		-55		+125	°C
Input Voltage	V _{cc}	+3.0	+5.0	+5.5	VDC
Input Current				20	mA
Output Symmetry	Primary Output	40/60		60/40	%
	Divided Output	48/52		52/48	%
Rise and Fall Times				15	ns
Output Voltage	VOL			V _{cc} x 0.1	VDC
	VOH	V _{cc} x 0.9			VDC
Output Load	CMOS			50	pF
Startup time				1.5	ms

POSSIBLE FREQUENCY DIVISIONS BY PART NUMBER

ECS PART NUMBER	f _o CLOCK Pin 1	f _o /2 ⁿ (Divided Output) PIN 2							
		1/2 * 1	1/2 * 2	1/2 * 3	1/2 * 4	1/2 * 5	1/2 * 6	1/2 * 7	1/2 * 8
ECS-300C-120	12.000 MHz	6.000 MHz	3.000 MHz	1.500 MHz	750 KHz	375 KHz	187.5 KHz	93.75 KHz	46.875 KHz
ECS-300C-160	16.000 MHz	8.000 MHz	4.000 MHz	2.000 MHz	1.000 MHz	500 KHz	250 KHz	125 KHz	62.5 KHz
ECS-300C-240	24.000 MHz	12.000 MHz	6.000 MHz	3.000 MHz	1.500 MHz	750 KHz	375 KHz	187.5 KHz	93.75 KHz

DIMENSIONS (mm)

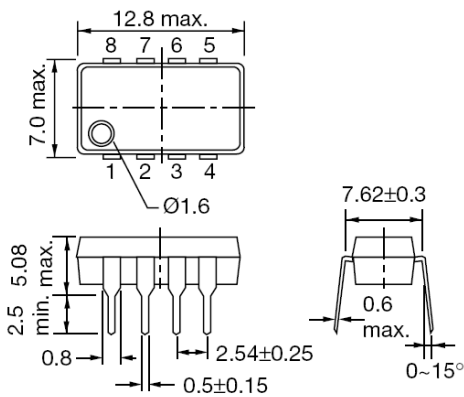


Figure 1) Top, Side and End views

Pin Connections	
#1	Output
#2	Divided Output
#3	Standby
#4	Ground
#5	A (Divider selection)
#6	B (Divider selection)
#7	C (Divider selection)
#8	V _{cc}

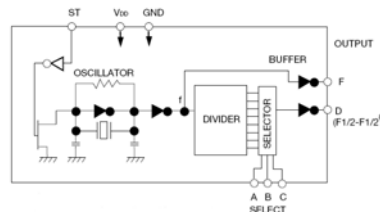


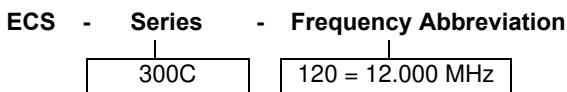
Figure 2) Block Diagram

Input			ST	Output	
Divider Selection				Pin 1 (Primary Output)	Pin 2 (Divided Output)
C	B	A			
L	L	L	H	f _o clock	f _o 1/2 * 1 clock
L	L	H	H	f _o clock	f _o 1/2 * 2 clock
L	H	L	H	f _o clock	f _o 1/2 * 3 clock
L	H	H	H	f _o clock	f _o 1/2 * 4 clock
H	L	L	H	f _o clock	f _o 1/2 * 5 clock
H	L	H	H	f _o clock	f _o 1/2 * 6 clock
H	H	L	H	f _o clock	f _o 1/2 * 7 clock
H	H	H	H	f _o clock	f _o 1/2 * 8 clock
X	X	X	L	L	L

STANDARD FREQUENCIES

12.000 MHz, 12.288 MHz, 12.800 MHz, 14.31818 MHz, 14.7456 MHz, 15.9744 MHz, 16.000 MHz, 16.384 MHz, 17.734476 MHz, 18.432 MHz, 19.6608 MHz, 20.000 MHz, and 24.000 MHz

PART NUMBERING GUIDE: Example ECS-300C-120



* Note: Inclusive of 25°C tolerance, operating temperature, input voltage change, load change, shock and vibration.