



Chipsmall Limited consists of a professional team with an average of over 10 year of expertise in the distribution of electronic components. Based in Hongkong, we have already established firm and mutual-benefit business relationships with customers from,Europe,America and south Asia,supplying obsolete and hard-to-find components to meet their specific needs.

With the principle of "Quality Parts,Customers Priority,Honest Operation,and Considerate Service",our business mainly focus on the distribution of electronic components. Line cards we deal with include Microchip,ALPS,ROHM,Xilinx,Pulse,ON,Everlight and Freescale. Main products comprise IC,Modules,Potentiometer,IC Socket,Relay,Connector.Our parts cover such applications as commercial,industrial, and automotives areas.

We are looking forward to setting up business relationship with you and hope to provide you with the best service and solution. Let us make a better world for our industry!



Contact us

Tel: +86-755-8981 8866 Fax: +86-755-8427 6832

Email & Skype: info@chipsmall.com Web: www.chipsmall.com

Address: A1208, Overseas Decoration Building, #122 Zhenhua RD., Futian, Shenzhen, China





BULLET™ CLASS RK5 DUAL ELEMENT TIME-DELAY FUSES



Catalog Number ECNR (.1 - 600A) 250 Volts AC or Less
Catalog Number ECSR (.1 - 600A) 600 Volts AC or Less

AMPERE RATINGS					
ECNR 250V					
0.1	1.12	3.2	10	60	225
0.12	1.25	3.5	12	70	250
0.15	1.4	4	15	75	300
0.2	1.5	4.5	17.5	80	350
0.25	1.6	5	20	90	400
0.3	1.8	5.6	25	100	450
0.4	2	6	30	110	500
0.5	2.25	6.25	35	125	600
0.6	2.5	7	40	150	—
0.8	2.8	8	45	175	—
1	3	9	50	200	—
ECSR 600V					
0.1	1.25	3.5	12	70	250
0.15	1.4	4	15	75	300
0.2	1.5	4.5	17.5	80	350
0.25	1.6	5	20	90	400
0.3	1.8	5.6	25	100	450
0.4	2	6	30	110	500
0.5	2.25	6.25	35	125	600
0.6	2.5	7	40	150	—
0.8	2.8	8	45	175	—
1	3	9	50	200	—
1.12	3.2	10	60	225	—

ECNR/ECSR SPECIFICATIONS

Dual-Element Time-Delay

Voltage Rating: ECNR - 250VAC, ECSR - 600VAC

Ampere Rating: .1 - 600 Amps

Interrupting Rating: 200,000 RMS Symmetrical Amps

Current Limiting: RK5 Fuse

Agency Approvals:

UL Listed, Class RK5, Guide JDDZ, File E162363
 CSA Certified HRCI-R per C22.2, No. 248.12

Self-Certified DC Ratings:

Voltage Rating: ECNR (.1-600) 125VDC
 ECSR (.1-600) 300VDC

Interrupting Rating: ECNR/ECSR 20,000 Amperes DC

BENEFITS:

- True dual - element construction allows sizing of 125% FLA for motor backup protection.
- Superior overload and cycling capabilities.
- Current limiting; provides component short-circuit protection.

APPLICATIONS:

- Recommended for AC power distribution system mains, feeders, and branch circuits.
- Protection of motors and motor branch circuits.
- Protection of transformers and other inductive loads.
- All general - purpose applications including lighting, heating and other non-inductive loads.

RECOMMENDED FUSEBLOCKS:

Refer to page 136 in this catalog.

RECOMMENDED UPGRADE:

Class RK1 (LENRK/LESRK) for greater degree of short circuit protection.

CROSS REFERENCE				
VOLTS	EDISON	BUSSMANN	GOULD	LITTELFUSE
250	ECNR	FRN-R	TR	FLNR
600	ECSR	FRS-R	TRS	FLSR

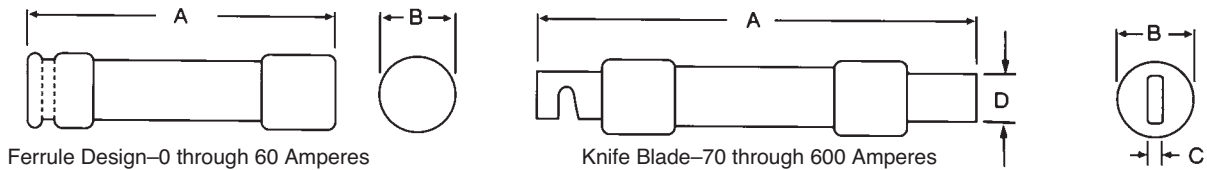
ECNR/ECSR dual element FUSES

These fuses are recommended for AC power distribution system mains, feeders and branch circuits having inductive loads (motors, transformers) or non-inductive loads (lighting, heating) where the available short-circuit current does not exceed 200,000 RMS symmetrical amperes. These “dual element, time-delay” fuses have minimum industry standard time-delay of 10 seconds at 5 times the fuse rating (8 sec. minimum for 250V, 30A and less). The time-delay

characteristics of these fuses typically allows them to be sized closer to the running ampacity of inductive loads to reduce cost and provide improved overcurrent protection. These fuses will override normal equipment current surges to reduce unnecessary fuse openings. They are the most popular fuses used in the industry and the most economical for most applications, especially motors and transformers. They have moderate current limitation.

CLASS R FUSES WILL FIT CLASS H, K AND R FUSE CLIPS. CLASS R FUSE CLIPS WILL ONLY ACCEPT CLASS R FUSES. FUSES RATED 600 VOLTS AC OR LESS MAY BE APPLIED AT ANY LOWER VOLTAGE. CONTACT EDISON FUSEGEAR FOR SPECIAL PRODUCTS OR APPLICATIONS.

DIMENSIONS⁽¹⁾



Ferrule Design—0 through 60 Amperes

Knife Blade—70 through 600 Amperes

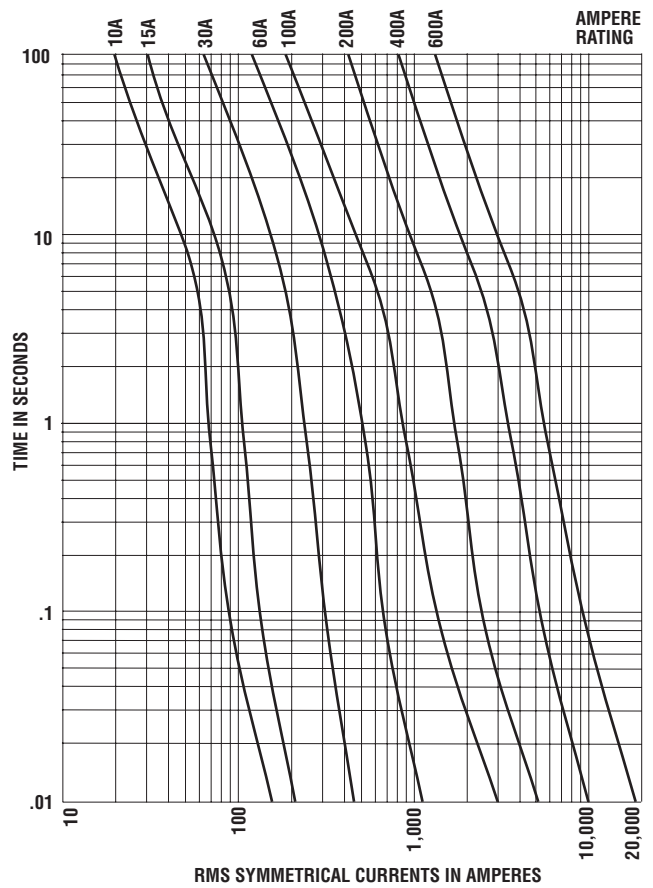
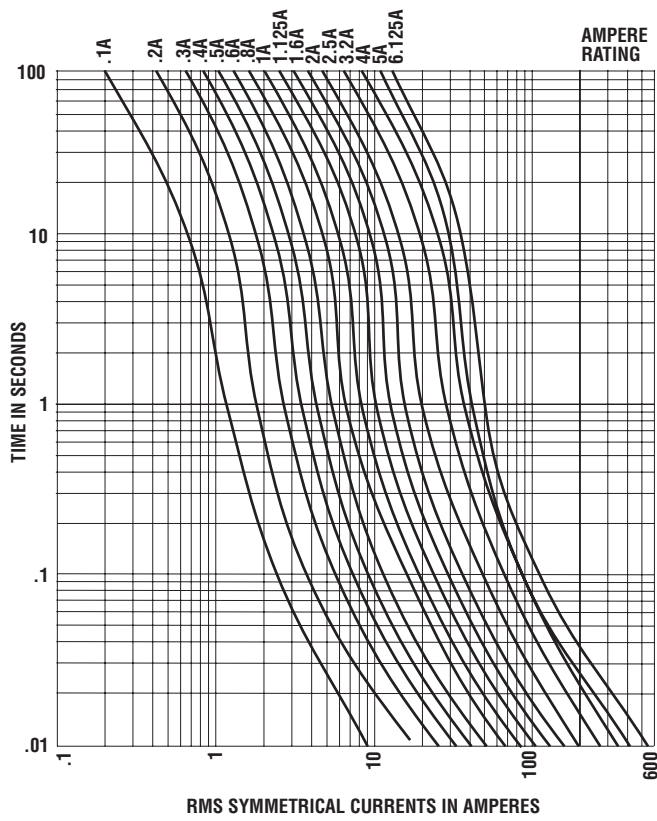
Catalog Number	Amps	Overall Length	Max Diameter
		A	B
ECNR 250V	0-30	2	.56"
	35-60	3	.81"
	70-100	5.88"	1.06"
	110-200	7.13"	1.56"
	225-400	8.63"	2.06"
ECSR 600V	450-600	10.38"	2.59"
	0-30	5	.81
	35-60	5.5	1.06
	65-100	7.88	1.11
	110-200	9.63	1.61
	225-400	11.63	2.34
	450-600	13.38	2.88

⁽¹⁾ Dimensions in inches.

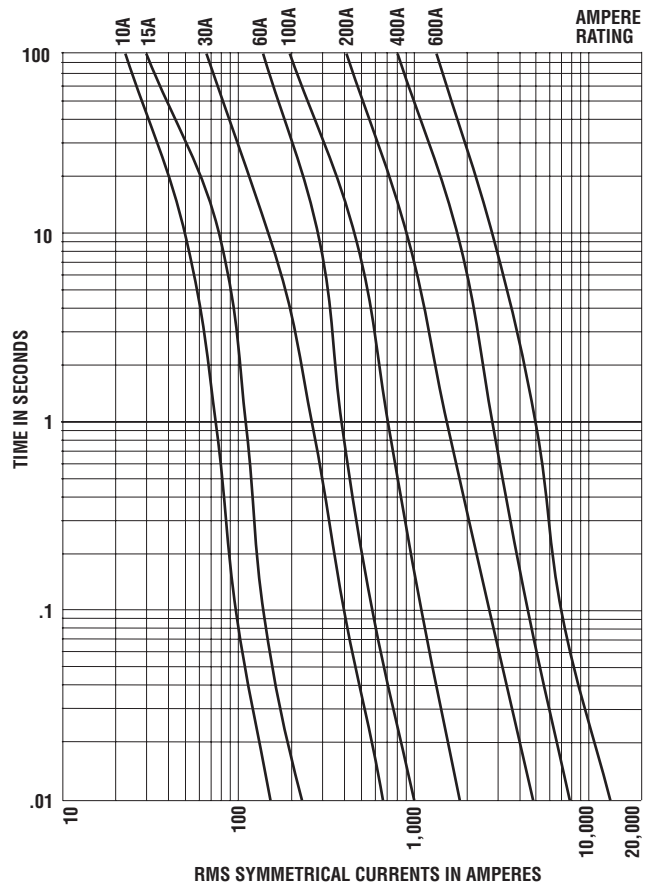
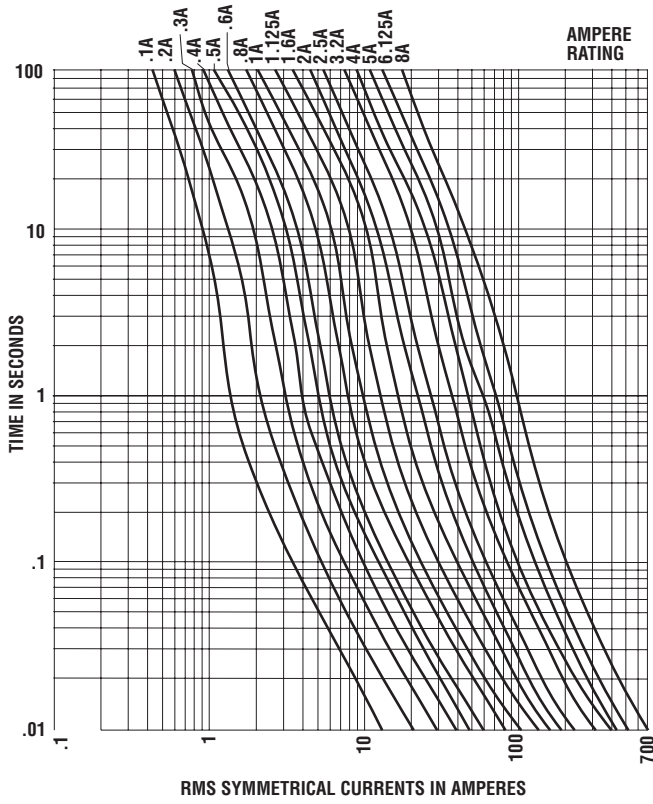


BULLET™ CLASS RK5 DUAL ELEMENT TIME-DELAY FUSES

AVERAGE TIME/CURRENT CURVES Cat No. ECNR (AMP) 250 VAC



**AVERAGE TIME/CURRENT CURVES
Cat No. ECSR (AMP) 600 VAC**

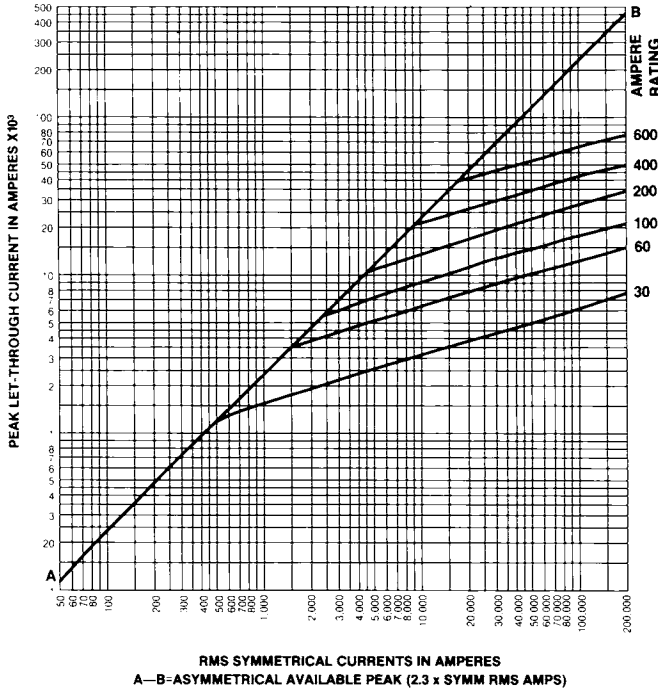




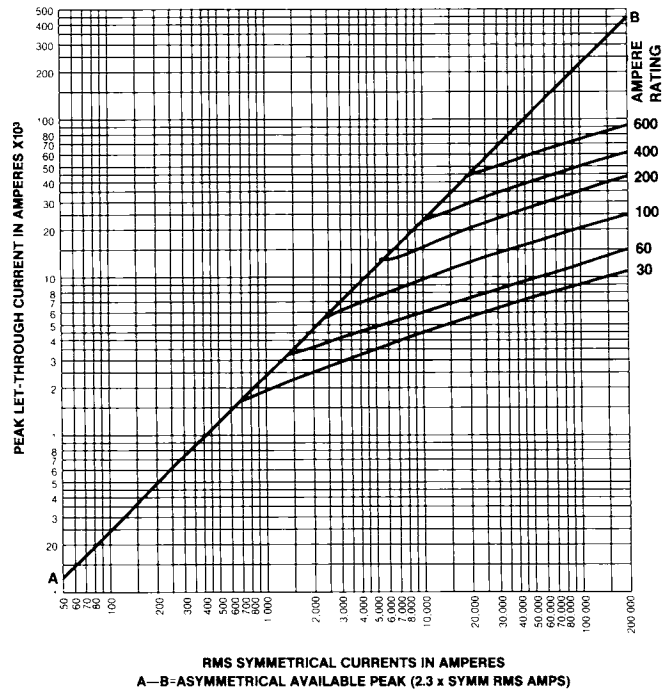
BULLET™ CLASS RK5 DUAL ELEMENT TIME-DELAY FUSES

PEAK LET-THROUGH CURRENT CURVES*

ECNR (250V)



ECSR (600V)



CURRENT LIMITATION TABLES

ECNR (250V)*

Available Fault Current RMS Amps	Apparent Effective Let-Thru Amperes Fuse Ampere Ratings					
	30A	60A	100A	200A	400A	600A
5,000	1,050	2,070	2,820	4,300	5,000	5,000
10,000	1,310	2,570	3,630	5,400	8,700	10,000
15,000	1,490	2,920	4,140	6,200	9,900	15,000
20,000	1,630	3,200	4,500	6,800	10,700	16,100
25,000	1,720	3,420	4,800	7,200	11,400	17,200
30,000	1,840	3,630	5,100	7,700	12,100	18,300
35,000	1,920	3,810	5,400	8,100	12,600	19,200
40,000	2,000	3,980	5,600	8,500	13,100	19,900
50,000	2,140	4,200	6,000	9,100	14,000	21,400
60,000	2,260	4,500	6,400	9,600	14,900	22,600
80,000	2,450	4,900	7,000	10,600	16,000	24,600
100,000	2,620	5,200	7,500	11,400	17,100	26,200
150,000	2,920	5,800	8,300	13,000	19,200	29,200
200,000	3,140	6,200	8,900	14,300	20,800	31,700

ECSR (600V)*

Available Fault Current RMS Amps	Apparent Effective Let-Thru Amperes Fuse Ampere Ratings					
	30A	60A	100A	200A	400A	600A
5,000	1,290	2,070	2,980	5,000	5,000	5,000
10,000	1,640	2,590	3,810	6,500	8,800	10,000
15,000	1,890	2,940	4,400	7,500	10,200	15,000
20,000	2,110	3,250	4,800	8,300	11,400	18,200
25,000	2,260	3,470	5,200	8,900	12,400	19,600
30,000	2,420	3,660	5,500	9,600	13,200	21,100
35,000	2,570	3,850	5,800	10,100	14,100	22,400
40,000	2,670	4,030	6,000	10,500	14,700	23,400
50,000	2,890	4,300	6,500	11,400	16,000	25,300
60,000	3,060	4,500	6,900	12,100	17,200	27,000
80,000	3,360	4,900	7,600	13,400	19,100	29,500
100,000	3,630	5,200	8,200	14,400	20,700	31,700
150,000	4,100	5,800	9,300	16,500	23,900	36,300
200,000	4,400	6,100	10,400	18,300	26,700	39,500

*"Apparent Let-Thru Amperes" values are read from "Peak Let-Through Current Curves" and the peak current value divided by 2.3 Asymmetry Factor.