



Chipsmall Limited consists of a professional team with an average of over 10 year of expertise in the distribution of electronic components. Based in Hongkong, we have already established firm and mutual-benefit business relationships with customers from,Europe,America and south Asia,supplying obsolete and hard-to-find components to meet their specific needs.

With the principle of “Quality Parts,Customers Priority,Honest Operation,and Considerate Service”,our business mainly focus on the distribution of electronic components. Line cards we deal with include Microchip,ALPS,ROHM,Xilinx,Pulse,ON,Everlight and Freescale. Main products comprise IC,Modules,Potentiometer,IC Socket,Relay,Connector.Our parts cover such applications as commercial,industrial, and automotives areas.

We are looking forward to setting up business relationship with you and hope to provide you with the best service and solution. Let us make a better world for our industry!



Contact us

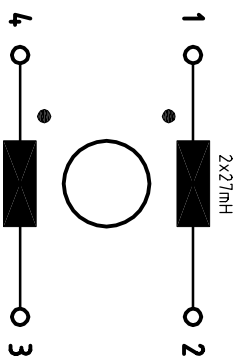
Tel: +86-755-8981 8866 Fax: +86-755-8427 6832

Email & Skype: info@chipsmall.com Web: www.chipsmall.com

Address: A1208, Overseas Decoration Building, #122 Zhenhua RD., Futian, Shenzhen, China



Circuit diagram



Allgemeine Toleranzen

General tolerances

Tolérances en général

L ± 30%

C ± 20%

R ± 10%

Daten (single phase) data

caractéristiques

Nennstrom bei Umgebungstemp.

rated current at an ambient temp.

courant nominal à une température ambiante

1.5 A
50 °C

Nennspannung

rated voltage

tension nominale

max. 250 V, 50/60Hz

Betriebsfrequenz

operating frequency

fréquence de service

max. 400 Hz

Ableitstrom im Betrieb

Operational leakage current

courant de fuite en fonction

Tol. (%) Spannung P-E / Frequenz -- VAC -- Hz

Berechnung mit C-Tol.

Calculation with C-tol.

Calculatoin avec C-tol.

+20 I max. -- mA

Maximaler Ableitstrom

Max leakage current

courant maximale de fuite

Tol. (%) Spannung P-E / Frequenz -- VAC -- Hz

Unterbruch des Nullleiters

with interruption of the neutral conductor

avec l'interruption du conducteur neutre

+20 I max. -- mA

Berechnung mit C-Tol.

Calculation with C-tol.

Calculatoin avec C-tol.

+20 I max. -- mA

DC-Widerstand

DC-resistance

DC-résistance

Tol. (%) @25 °C max. 2 x 282 mOhm

Prüfspannung 100% Schlusskontroll.

Test voltage 100% final test

tension d'essais contrôle final 100%

P/N->E -- kV/50Hz ± 2s

Wiederholung mit 80% der angegebenen Werte

repetition with max 80% of the specified values

répétition avec max. 80% des valeurs spécifiées

P->N 2 kV/50Hz ± 2s

Zulaessige Betriebstemp.

Temperature range

gamme de température

- 25 °C bis /to/ à + 100 °C

Klimatische Pruefklasse

climatic test class

classe d'essais climatique

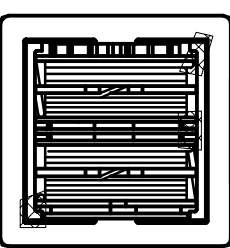
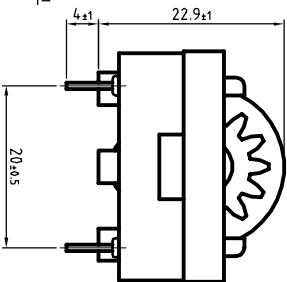
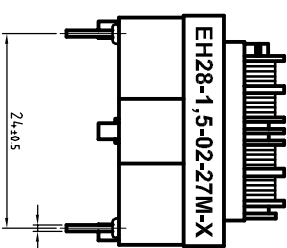
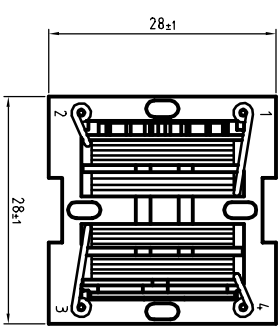
25/100/21 (IEC/CEI 60068-1)

I | III SCHAFNER Type

EH28-1,5-02-27M-X

2100-090 C

Dimensions (mm)



Zusatzangaben

additional information

informations supplémentaires

Vergussmasse

potting compound

matière de moulage

--

Gewicht

weight

poids

30

Prüfzeichen

approvals

homologations

UL 1283 CSA / C-US C 222 No.8

UL 1283

EN 133200

IEC 60939

VDE

Zusätzliche Angaben: Additional remarks: Remarques additionals:

Fuer Masse ohne Toleranz

for dimensions without tolerance

pour mesure sans tolérance

ISO2768-m/EN22768-m

Datenblatt (single phase)

data sheet

fiche technique

Copyright by SCHAFNER EMV AG

projection

scale 1:1

Type

EH28-1,5-02-27M-X

C 12/07L 17.02.05

SAC name date

drawn 04.06.2002 STU name

Part-No. 298-203

ind. revision date

name

proved 22.03.01 KO

Schafner EMC LAMPHUN THAILAND

I | III SCHAFNER

DB3

2100-090 C

plot date

page 1 von 1