



Chipsmall Limited consists of a professional team with an average of over 10 year of expertise in the distribution of electronic components. Based in Hongkong, we have already established firm and mutual-benefit business relationships with customers from,Europe,America and south Asia,supplying obsolete and hard-to-find components to meet their specific needs.

With the principle of "Quality Parts,Customers Priority,Honest Operation,and Considerate Service",our business mainly focus on the distribution of electronic components. Line cards we deal with include Microchip,ALPS,ROHM,Xilinx,Pulse,ON,Everlight and Freescale. Main products comprise IC,Modules,Potentiometer,IC Socket,Relay,Connector.Our parts cover such applications as commercial,industrial, and automotives areas.

We are looking forward to setting up business relationship with you and hope to provide you with the best service and solution. Let us make a better world for our industry!



Contact us

Tel: +86-755-8981 8866 Fax: +86-755-8427 6832

Email & Skype: info@chipsmall.com Web: www.chipsmall.com

Address: A1208, Overseas Decoration Building, #122 Zhenhua RD., Futian, Shenzhen, China



1. Scope

The present specifications shall apply to an EL1.

2. Outline

Type	Silicon Diode
Structure	Resin Molded Flammability : UL94V-0 (Equivalent)
Applications	Pulse Rectification, etc.

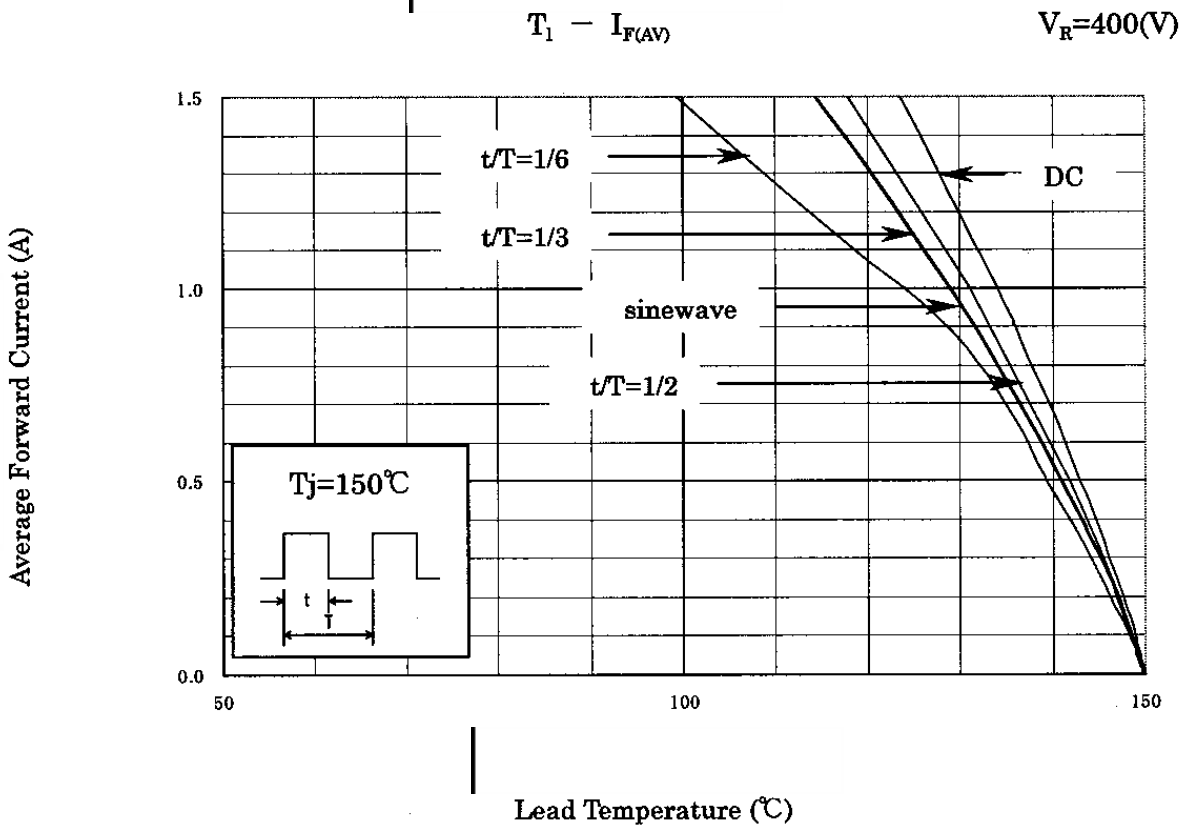
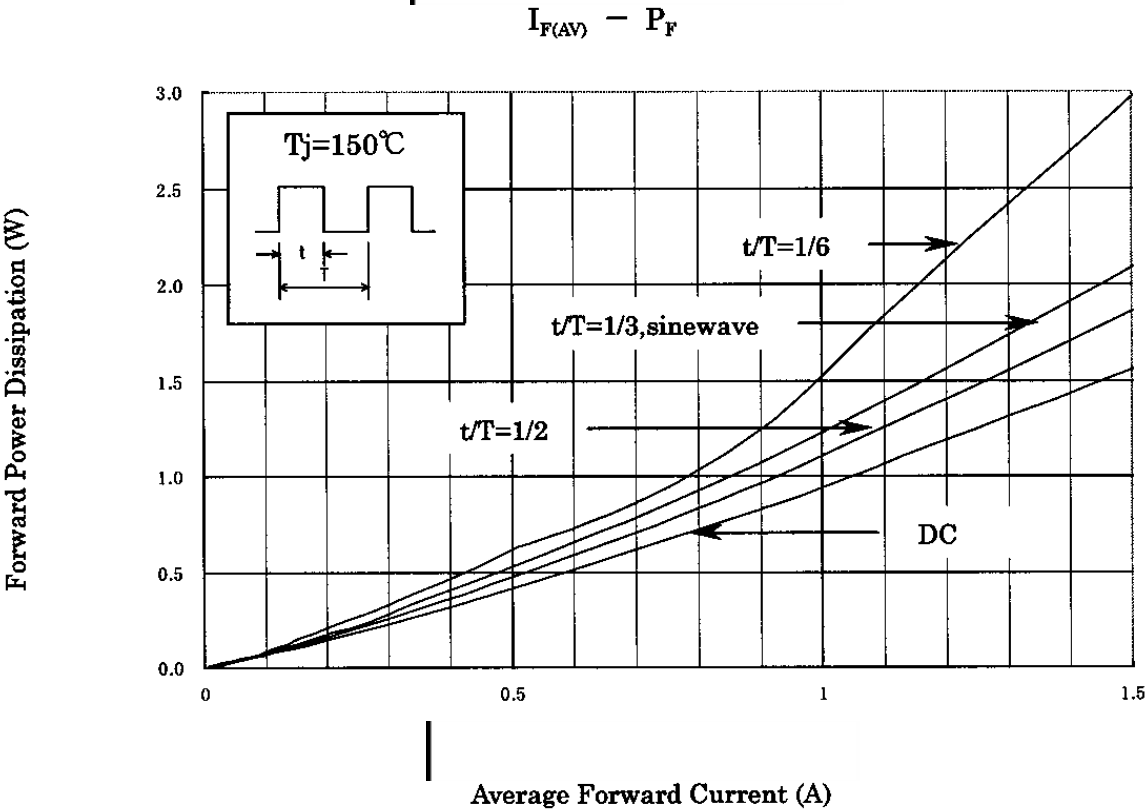
3. Absolute maximum ratings

No.	Item	Symbol	Unit	Rating	Conditions
1	Transient Peak Reverse Voltage	V_{RSM}	V	400	
2	Peak Reverse Voltage	V_{RM}	V	400	
3	Average Forward Current	$I_{F(AV)}$	A	1.5	$T_c=114^{\circ}\text{C}$, sinewave
4	Peak Surge Forward Current	I_{FSM}	A	40	10msec. Half sinewave, one shot
5	I^2t Limiting Value	I^2t	A^2s	8	
6	Junction Temperature	T_j	$^{\circ}\text{C}$	$-40\sim+150$	
7	Storage Temperature	T_{stg}	$^{\circ}\text{C}$	$-40\sim+150$	

4. Electrical characteristics

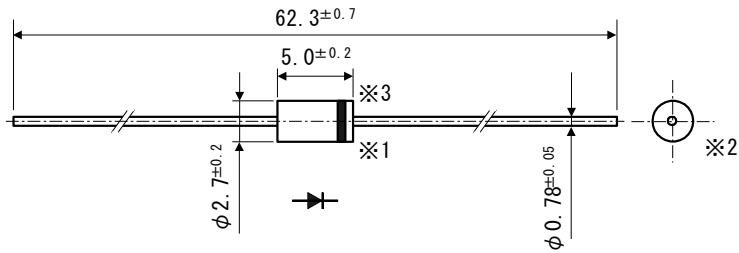
No	Item	Symbol	Unit	Value	Conditions
1	Forward Voltage Drop	V_F	V	1.3 max.	$I_F=1.5\text{A}$
2	Reverse Leakage Current	I_R	μA	10 max.	$V_R=V_{RM}$
3	Reverse Leakage Current Under High Temperature	$H \cdot I_R$	μA	50 max.	$V_R=V_{RM}$, $T_j=150^{\circ}\text{C}$
4	Reverse Recovery Time	trr1	nsec	50 max.	$I_F=I_{RP}=100\text{mA}$, 90% Recovery point, $T_j=25^{\circ}\text{C}$
		trr2	nsec	35 max.	$I_F=100\text{mA}$, $I_{RP}=200\text{mA}$, 75% Recovery point, $T_j=25^{\circ}\text{C}$
5	Thermal Resistance	$R_{th(j-l)}$	$^{\circ}\text{C}/\text{W}$	17 max.	Between Junction and Lead

5. Characteristics



6. Packing information

6-1 Packing type



- *1 The allowance position of Body against the center of whole lead wire is 0.5mm(max.)
- *2 The centric allowance of lead wire against center of physical body is 0.3mm(max.)
- *3 The burr may exit up to 2mm from the body of lead

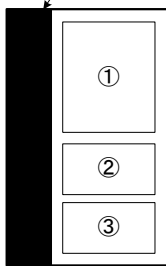
Dimensions in mm

6-2 Appearance

The body shall be clean and shall not bear any stain, rust or flaw.
The color of the case will be black.

6-3 Marking

Cathode Band



- ① Type number : EL1 is abbreviated as L1
- ② Lot number 1
First digit: Last digit of Year
Second digit: Month
From 1 to 9 for Jan. to Sep.
O for Oct., N for Nov., and D for Dec.
- ③ Lot number 2 (ten days)
• : (Top of the month)
•• : (Middle of month)
••• : (End of month)

The Type number and Lot number are to be marked in Silver.