



Chipsmall Limited consists of a professional team with an average of over 10 year of expertise in the distribution of electronic components. Based in Hongkong, we have already established firm and mutual-benefit business relationships with customers from,Europe,America and south Asia,supplying obsolete and hard-to-find components to meet their specific needs.

With the principle of “Quality Parts,Customers Priority,Honest Operation,and Considerate Service”,our business mainly focus on the distribution of electronic components. Line cards we deal with include Microchip,ALPS,ROHM,Xilinx,Pulse,ON,Everlight and Freescale. Main products comprise IC,Modules,Potentiometer,IC Socket,Relay,Connector.Our parts cover such applications as commercial,industrial, and automotives areas.

We are looking forward to setting up business relationship with you and hope to provide you with the best service and solution. Let us make a better world for our industry!



Contact us

Tel: +86-755-8981 8866 Fax: +86-755-8427 6832

Email & Skype: info@chipsmall.com Web: www.chipsmall.com

Address: A1208, Overseas Decoration Building, #122 Zhenhua RD., Futian, Shenzhen, China

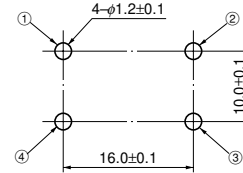
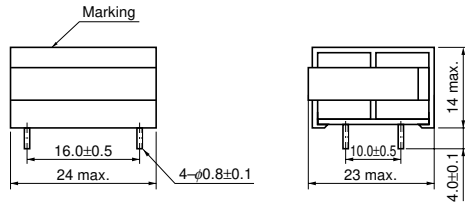


Series F

Type 23F

Dimensions in mm (not to scale)

Recommended PWB piercing plan



Standard Parts

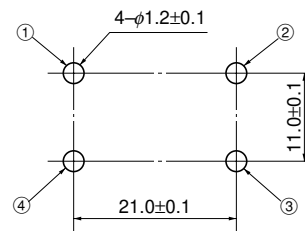
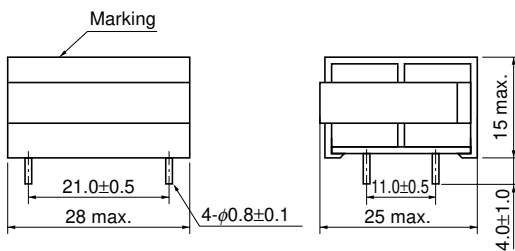
Part No.	Marking	Inductance (mH) min.	*R _{DC} (Ω) [at 20 °C] (Tol ±20 %)	Current (A rms) max.	Part No.	Marking	Inductance (mH) min.	*R _{DC} (Ω) [at 20 °C] (Tol ±20 %)	Current (A rms) max.
ELF23F003A	23F003A	50.0	2.989	0.3	ELF23F010A	23F010A	5.0	0.328	1.0
ELF23F004A	23F004A	30.0	1.770	0.4	ELF23F012A	23F012A	3.5	0.258	1.2
ELF23F005A	23F005A	20.0	1.219	0.5	ELF23F014A	23F014A	2.5	0.177	1.4
ELF23F906A	23F906A	14.0	0.949	0.6	ELF23F016A	23F016A	2.0	0.156	1.6
ELF23F007A	23F007A	10.0	0.704	0.7	ELF23F018A	23F018A	1.5	0.130	1.8
ELF23F008A	23F008A	8.0	0.590	0.8	ELF23F020A	23F020A	1.2	0.107	2.0
ELF23F009A	23F009A	6.0	0.468	0.9	ELF23F022A	23F022A	1.0	0.097	2.2

* DC Resistance

Type 25F

Dimensions in mm (not to scale)

Recommended PWB piercing plan



Standard Parts

Part No.	Marking	Inductance (mH) min.	*R _{DC} (Ω) [at 20 °C] (Tol ±20 %)	Current (A rms) max.	Part No.	Marking	Inductance (mH) min.	*R _{DC} (Ω) [at 20 °C] (Tol ±20 %)	Current (A rms) max.
ELF25F105A	25F105A	40.0	1.713	0.5	ELF25F118A	25F118A	3.0	0.148	1.8
ELF25F106A	25F106A	28.0	1.240	0.6	ELF25F004A	25F004A	50.0	2.404	0.4
ELF25F107A	25F107A	20.0	0.940	0.7	ELF25F005A	25F005A	30.0	1.560	0.5
ELF25F108A	25F108A	15.0	0.594	0.8	ELF25F009A	25F009A	10.0	0.466	0.9
ELF25F109A	25F109A	12.0	0.528	0.9	ELF25F010A	25F010A	8.0	0.421	1.0
ELF25F110A	25F110A	10.0	0.466	1.0	ELF25F012A	25F012A	5.5	0.281	1.2
ELF25F112A	25F112A	7.0	0.321	1.2	ELF25F020A	25F020A	2.0	0.107	2.0
ELF25F113A	25F113A	6.0	0.285	1.3	ELF25F022A	25F022A	1.6	0.093	2.2
ELF25F114A	25F114A	5.0	0.207	1.4	ELF25F025A	25F025A	1.3	0.071	2.5
ELF25F116A	25F116A	4.0	0.199	1.6					

* DC Resistance

Design and specifications are each subject to change without notice. Ask factory for the current technical specifications before purchase and/or use. Should a safety concern arise regarding this product, please be sure to contact us immediately.