



Chipsmall Limited consists of a professional team with an average of over 10 year of expertise in the distribution of electronic components. Based in Hongkong, we have already established firm and mutual-benefit business relationships with customers from,Europe,America and south Asia,supplying obsolete and hard-to-find components to meet their specific needs.

With the principle of “Quality Parts,Customers Priority,Honest Operation,and Considerate Service”,our business mainly focus on the distribution of electronic components. Line cards we deal with include Microchip,ALPS,ROHM,Xilinx,Pulse,ON,Everlight and Freescale. Main products comprise IC,Modules,Potentiometer,IC Socket,Relay,Connector.Our parts cover such applications as commercial,industrial, and automotives areas.

We are looking forward to setting up business relationship with you and hope to provide you with the best service and solution. Let us make a better world for our industry!



Contact us

Tel: +86-755-8981 8866 Fax: +86-755-8427 6832

Email & Skype: info@chipsmall.com Web: www.chipsmall.com

Address: A1208, Overseas Decoration Building, #122 Zhenhua RD., Futian, Shenzhen, China



User's Manual

ELI70-IPHW & ELI70-IPHW-M



ELI70-IPHW



ELI70-IPHW-M (includes brackets)

Revision 1.02

FDI *Future Designs, Inc.*
Your Development Partner
996 A Cleaner Way, Huntsville, AL 35805

Copyright ©2017, Future Designs, Inc., All Rights Reserved

Important Legal Information

Information in this document is provided solely to enable the use of Future Designs, Inc. (FDI) products. FDI assumes no liability whatsoever, including infringement of any patent or copyright. FDI reserves the right to make changes to these specifications at any time, without notice. No part of this document may be reproduced or transmitted in any form or by any means, electronic or mechanical, for any purpose, without the express written permission of Future Designs, Inc. 996 A Cleaner Way, Huntsville, AL 35805.

Microsoft, MS-DOS, Windows, Windows XP, Microsoft Word are registered trademarks of Microsoft Corporation. Other brand names are trademarks or registered trademarks of their respective owners.

Printed in the United States of America.

For more information on FDI or our products please visit www.TeamFDI.com.

©2016 Future Designs, Inc. All rights reserved.

FDI Document PN: MA00072

Revision: 1.02, 1/05/2017



Copyright ©2017,
Future Designs, Inc.

Important Legal Information	2
1.0 Introduction	4
2.0 ELI70-IPHW Box Contents	5
3.0 Optional Accessories Recommended for Use (Purchased Separately)	5
4.0 ESD Warning	5
5.0 Technical Specifications	6
6.0 Connectors.....	7
7.0 Power Details	7
8.0 Extended Display Information Data (EDID)	9
9.0 PWM Control of Backlight	9
10.0 Support	10
10.1 Where to Get Help.....	11
10.2 Useful Links	11



1.0 Introduction

About ELI (the Easy LCD Interface)

ELI® is Future Designs, Inc.'s family of long-life, plug-and-play embedded displays. ELI products are true modular embedded display solutions that require no engineering or lead-time. All ELI products are compatible with a wide range of single board computers including Raspberry Pi, BeagleBone Black and Windows-based units. FDI designed ELI as an embedded display option that requires minimal development time to help customers reach production quickly. Once a product is in production, FDI's 10-15 year ELI product availability guarantee helps ensure production schedules without the risk of expensive or time consuming redesigns. Learn more about ELI at TeamFDI.com/ELI.

ELI Compatibility

ELI products are compatible with most single board computers, PCs and operating systems. The table below illustrates the results of FDI's compatibility tests with popular operating systems and platforms. Our results, as indicated in the table, demonstrate ELI's versatility but the table is not exhaustive. ELI products are designed to work with any single board computer that has an HDMI or DVI output. To submit a question about ELI's compatibility with a platform or operating system that is not included in the table, contact a member of the FDI support team at Support@teamfdi.com.

EDID Compatibility Chart		Operating System		
		Windows 7 & 10	OSX (Apple)	Linux
Personal Computer Video Source	Intel	✓	TBD	✓
	NVIDIA	✓	TBD	✓
	AMD	✓	✓	✓
SBC Video Source	Beaglebone Black	TBD	N/A	✓
	Intel Compute Stick	✓	N/A	TBD
	Gizmo 2	TBD	N/A	✓
	Raspberry Pi	TBD	N/A	✓ (Config File)

Figure 1. Tested ELI Compatibility



Your ELI Experience

Share your experience connecting ELI devices to various (single board) computers at:
<http://www.teamfdi.com/edid/#edidform>.

2.0 ELI70-IPHW Box Contents

- ELI70-IPHW
- Quick Start Guide

3.0 Optional Accessories Recommended for Use (Purchased Separately)

- 12V DC +/-5% 2A Power Supply with a center positive barrel plug
 - 2.1mm I.D. x 5.5mm O.D. x 9.5mm
- USB Type A to Mini Type B Cable (For touch)

4.0 ESD Warning



Figure 2. Electrostatic Sensitive Device

Our ELI units are shipped in a protective anti-static package. Do not subject the module to high electrostatic potentials. Exposure to high electrostatic potentials may cause damage to the boards that will not be covered under warranty. General practice for working with static sensitive devices should be followed when working with this device.


5.0 Technical Specifications

Table 1. Technical Specifications

Screen Size (inches):	7.0
Display Technology:	IPS a-Si TFT LCD
Resolution:	800 x 480 (WVGA)
Brightness (nits typical):	640
Contrast Ratio (typical):	1000:1
Aspect Ratio:	16:9
Interface Input Mode:	HDMI/DVI
Colors:	262K (18 bit)
Horizontal Viewing Angle:	85/85°
Vertical Viewing Angle:	85/85°
Surface:	Anti-glare
Touch Screen:	Projected Capacitive
Touch Screen Interface:	USB
Touch Panel Hardness:	>3H
Touch Panel Force (gF max):	120
Active Area (in mm W x H):	152.40 x 91.44
Response Time (ms):	30
Backlight:	21 LED (7S x 3P)
Backlight Life (K hours typical):	70
Backlight Power Consumption (mW Typical):	3690
Operating Temperature:	-30° to 80° C
Storage Temperature:	-40° to 90° C
Input Voltage:	+12 VDC \pm 5%
Power Consumption (ma typical/max)	600/900
RoHS Compliant:	Yes
Dimensions (in mm W x H x D)	166.10 x 108.20 x 29.0
Mounting:	M3-0.50 screws in 4 corners
Weight (grams)	360



6.0 Connectors



Power Input Alternate Power Input HDMI Input (Full Size) USB Touch Input PWM Backlight Control

Figure 3. ELI70-IPHW Connectors (Similar model with the same connectors shown)

7.0 Power Details

A 12VDC +/- 5% power supply with a 2.0A output will power any board from the ELI Family. This allows a common, off-the-shelf power supply such as the [T1071-P5P-ND](#) to be used for quick demos or prototyping across the entire ELI Family. In general, any 12VDC power supply with a 2.1mm center positive plug will be acceptable if it can provide enough current to power the particular ELI unit being used. On the ELI70-IPHW plug power into the (P2) connector.

For volume production applications, the input power can be optimized for your particular ELI unit and lower capacity power supplies can be used.



Copyright ©2017,
Future Designs, Inc.

In cases where the barrel connector is not desired, you can use the alternate power input connector (J8) with supports directly plugging in 20-26 AWG wire with maximum 5A current per contact. The datasheet for this J8 connector (PCB terminal block - PTSM 0,5/ 2-2,5-H SMD WH R24 – 1814634) can be found at <http://tinyurl.com/1814634>.

To verify that the ELI70-IPHW unit is correctly powered you may check the 12VDC input with a Fluke meter or scope by probing the +12V and GND contacts shown below. Please verify that the 12VDC is present, is within the +/- 5% tolerance and is free from excessive noise or AC ripple.




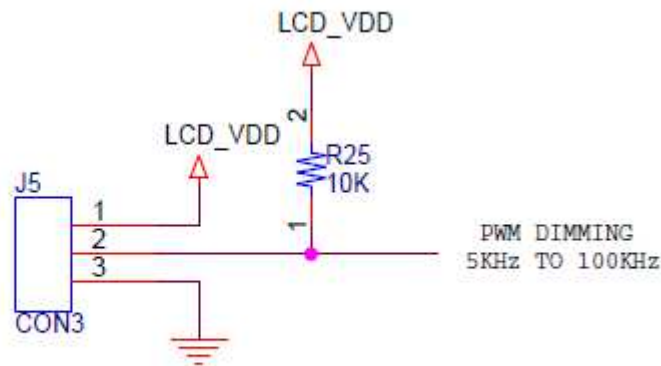
Figure 4. ELI70-IPHW Power Test Points



8.0 Extended Display Information Data (EDID)

ELI uses Extended Display Identification Data (EDID) for automatic configuration with many operating systems. You can find out more on our website at <http://www.teamfdi.com/edid/>.

9.0 PWM Control of Backlight



OPTIONAL PROCESSOR PWM BACKLIGHT CONTROL

Figure 5. PWM Backlight Control

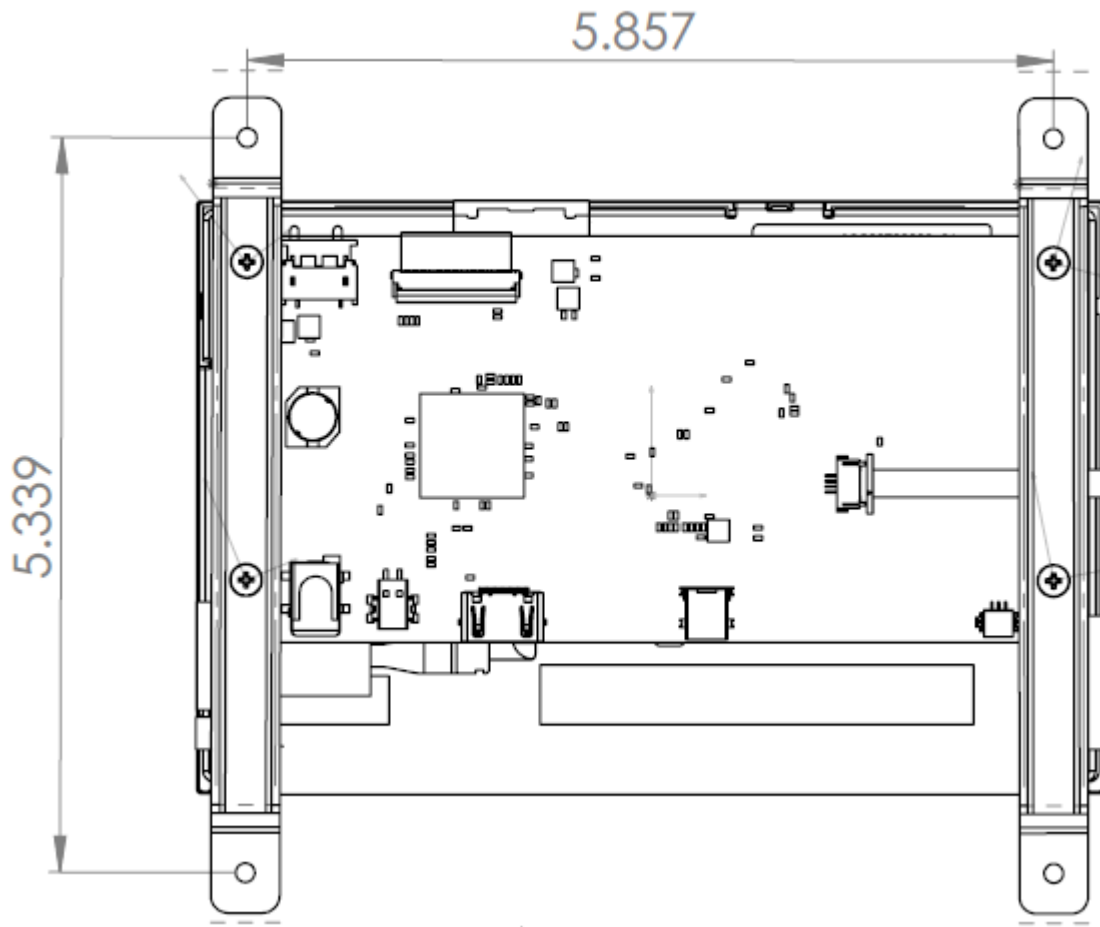
All ELI products are designed to reduce power consumption when required. To reduce the power consumption of the backlight/ELI, the user can connect an externally generated Pulse Width Modulated (PWM) signal to pin 2 of J5. This signal must be between 5KHz and 100KHz. On the ELI side we softly pull the PWM dimming signal to LCD_VDD providing 100% backlight power when no PWM signal is applied at J5. In the ELI70-ICHW, power consumption can be controlled from 1.27W to 0.43W with the PWM signal.

If the external system is capable of providing the PWM dimming signal at 3.3V DC, there is no need to connect pin 1 to the cable. ELI provides this signal when the external system needs this voltage to generate the PWM dimming signal.



10.0 Bracket

ELI70-IPHW-M comes with brackets to provide additional mounting options. The dimensions of the bracket and mounting holes are shown below for your reference. If necessary, the brackets can be removed or replaced by removing two screws on each side of the ELI display.



11.0 Support

11.1 Where to Get Help

Online technical support is available at <http://www.teamfdi.com/support/>

11.2 Useful Links

- Future Designs, Inc. Forums: <http://www.teamfdi.com/forum>
- ELI70-IPHW Product Page: <http://www.teamfdi.com/product-details/eli70-iphw>
- ELI Software User's Manual: <http://www.teamfdi.com/wp-content/uploads/ELI-Software-Users-Manual.pdf>
- Tell us about your ELI experience: <http://www.teamfdi.com/edid/#edidform>
- EDID Information Page: <http://www.teamfdi.com/edid/>

