



Chipsmall Limited consists of a professional team with an average of over 10 year of expertise in the distribution of electronic components. Based in Hongkong, we have already established firm and mutual-benefit business relationships with customers from,Europe,America and south Asia,supplying obsolete and hard-to-find components to meet their specific needs.

With the principle of “Quality Parts,Customers Priority,Honest Operation,and Considerate Service”,our business mainly focus on the distribution of electronic components. Line cards we deal with include Microchip,ALPS,ROHM,Xilinx,Pulse,ON,Everlight and Freescale. Main products comprise IC,Modules,Potentiometer,IC Socket,Relay,Connector.Our parts cover such applications as commercial,industrial, and automotives areas.

We are looking forward to setting up business relationship with you and hope to provide you with the best service and solution. Let us make a better world for our industry!



## Contact us

Tel: +86-755-8981 8866 Fax: +86-755-8427 6832

Email & Skype: info@chipsmall.com Web: www.chipsmall.com

Address: A1208, Overseas Decoration Building, #122 Zhenhua RD., Futian, Shenzhen, China





soberton inc.

# EM ELECTRET CONDENSER MICROPHONE

Acoustic Product Specification

Product Number: EM-9745P



Release | Revision: A/2018

## CONTENTS

This document contains the technical specifications for the omni directional back electret condenser microphone.

### Page 1

Electrical Characteristics

### Page 2

Typical Frequency Response Curve  
Measurement Circuit

### Page 3

Measurement Setup Drawing  
Product External and Dimensions

### Page 4

Exploded Drawing and Material Table

### Page 5

Temperature Conditions  
Terminal Mechanical Strength  
Reliability Test

### Page 6

Soldering Condition  
Heat Sink

### Page 7

Packing

## Electrical Characteristics

### Sensitivity

Symbol: S Unit: dB

Condition: 0dB=1V/Pa at 1kHz

Limits: Min: -45 Center: -42 Max: -39

### Output impedance

Symbol: Z out Unit: KΩ

Condition: f=1kHz

Limits: Max: 2.2

### Current Consumption

Symbol: I<sub>DSS</sub> Unit: μA

Condition: V<sub>CC</sub> =4.5V, R<sub>L</sub>=2.2KΩ

Limits: Max: 500

### Signal to Noise Ratio

Symbol: S/N Unit: dB

Condition: at 1kHz S.P.L.=1Pa (A-Weighted Curve)

Limits: Min: 58

### Decreasing Voltage

Symbol: ΔS Unit: dB

Condition: V<sub>CC</sub>=3.0V to 2.0V

Limits: Max: -3

### Operating Voltage

Unit: V

Limits: Min: 1.0 Max: 10

### Maximum input S.P.L

Unit: dB

Limits: Max: 110

### Testing condition

Temperature: 20±2°C

Humidity: 65±5%

### Dimension

Ø9.7 x 4.5 mm

### IP Level

IP50



soberton inc.

# EM ELECTRET CONDENSER MICROPHONE

Acoustic Product Specification

Product Number: EM-9745P



Release | Revision: A/2018

## CONTENTS

This document contains the technical specifications for the omni directional back electret condenser microphone.

**Page 1**  
Electrical Characteristics

**Page 2**  
Typical Frequency Response Curve  
Measurement Circuit

**Page 3**  
Measurement Setup Drawing  
Product External and Dimensions

**Page 4**  
Exploded Drawing and Material Table

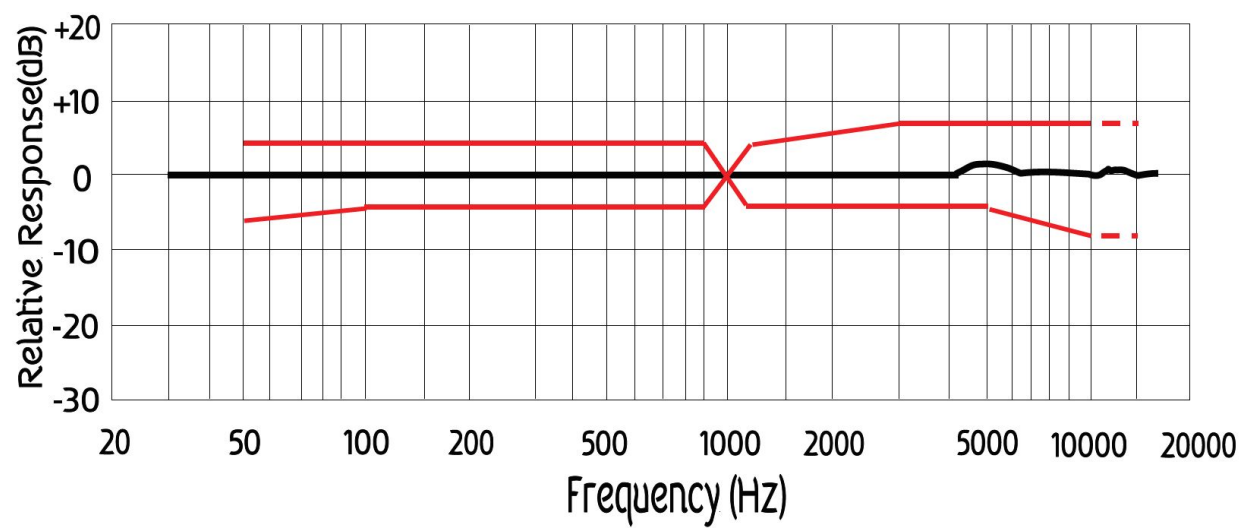
**Page 5**  
Temperature Conditions  
Terminal Mechanical Strength  
Reliability Test

**Page 6**  
Soldering Condition  
Heat Sink

**Page 7**  
Packing

## Typical Frequency Response Curve

### Frequency Response

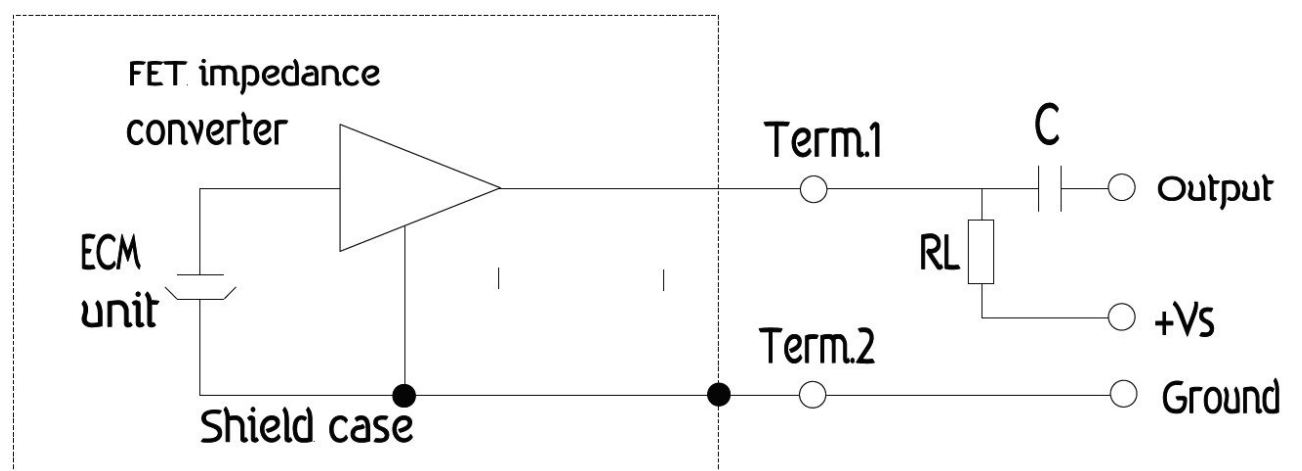


### Microphone Response Tolerance Window

Frequency(Hz)	Lower Limit(dB)	Upper Limit(dB)
50	-6	+3
100	-3	+3
800	-3	+3
1000	0	0
1200	-3	+3
3000	-3	+8
5000	-3	+8
12000	-8	+8

## Measurement Circuit

$R_L = 2.2K\Omega$   $V_s = 4.5V$   $C = 1\mu F$





soberton inc.

# EM ELECTRET CONDENSER MICROPHONE

Acoustic Product Specification

Product Number: EM-9745P



Release | Revision: A/2018

## CONTENTS

This document contains the technical specifications for the omni directional back electret condenser microphone.

**Page 1**  
Electrical Characteristics

**Page 2**  
Typical Frequency Response Curve  
Measurement Circuit

**Page 3**  
Measurement Setup Drawing  
Product External and Dimensions

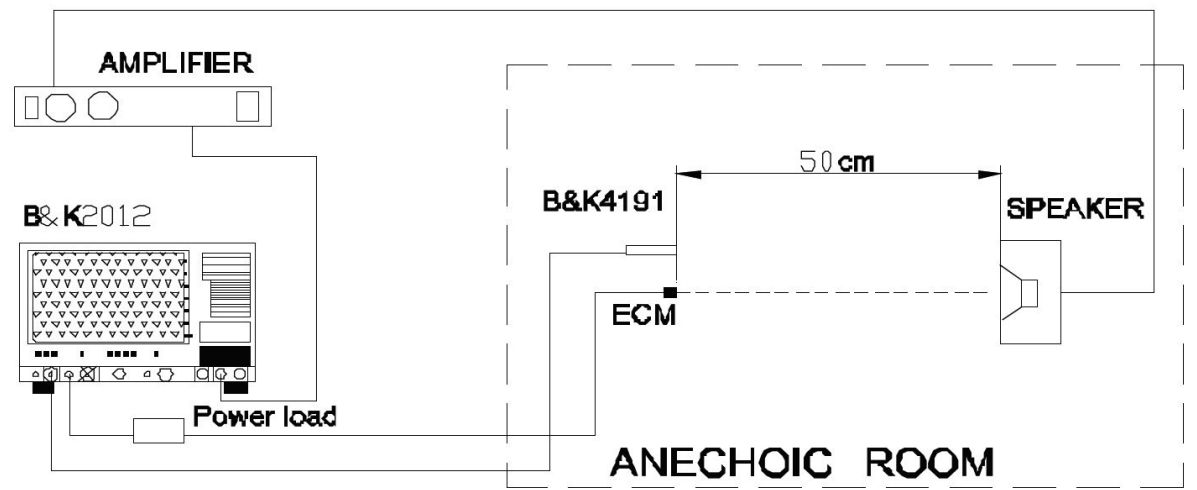
**Page 4**  
Exploded Drawing and Material Table

**Page 5**  
Temperature Conditions  
Terminal Mechanical Strength  
Reliability Test

**Page 6**  
Soldering Condition  
Heat Sink

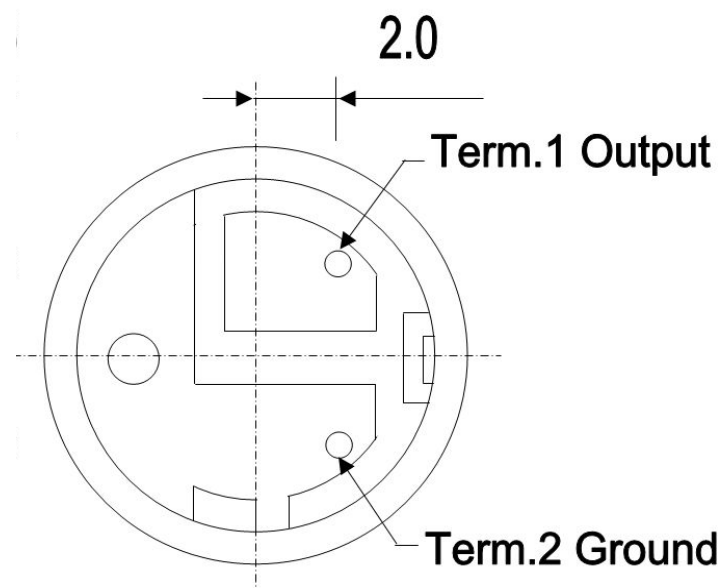
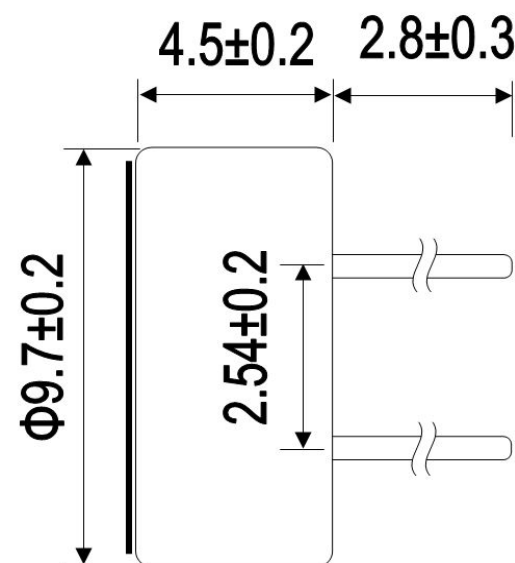

**Page 7**  
Packing

## Measurement Setup Drawing



## Product External and Dimension

Unit: mm





soberton inc.

# EM ELECTRET CONDENSER MICROPHONE

Acoustic Product Specification

Product Number: EM-9745P



Release | Revision: A/2018

## CONTENTS

This document contains the technical specifications for the omni directional back electret condenser microphone.

### Page 1

Electrical Characteristics

### Page 2

Typical Frequency Response Curve  
Measurement Circuit

### Page 3

Measurement Setup Drawing  
Product External and Dimensions

### Page 4

Exploded Drawing and Material Table

### Page 5

Temperature Conditions  
Terminal Mechanical Strength  
Reliability Test

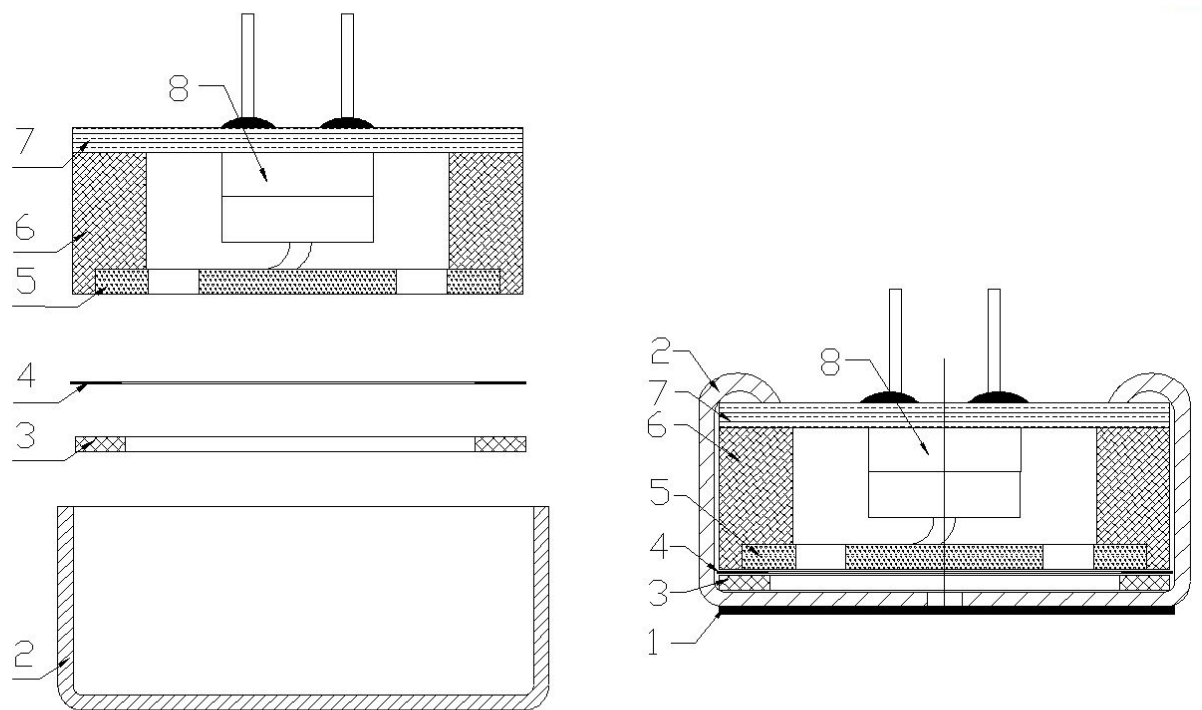
### Page 6

Soldering Condition  
Heat Sink

### Page 7

Packing

## Exploded Drawing and Material Table



No.	Part Name	Material	Quantity	Remark
1	Dustproof gauze	Non-weave cloth	1	
2	Case	Al-Mg alloy	1	
3	Diaphragm		1	
4	Spacer		1	
5	Electret Plate		1	
6	Chamber		1	
7	PCB		1	FR4
8	FET		1	
9	PINS		2	



soberton inc.

# EM ELECTRET CONDENSER MICROPHONE

Acoustic Product Specification

Product Number: EM-9745P



Release | Revision: A/2018

## CONTENTS

This document contains the technical specifications for the omni directional back electret condenser microphone.

**Page 1**  
Electrical Characteristics

**Page 2**  
Typical Frequency Response Curve  
Measurement Circuit

**Page 3**  
Measurement Setup Drawing  
Product External and Dimensions

**Page 4**  
Exploded Drawing and Material Table

**Page 5**  
Temperature Conditions  
Terminal Mechanical Strength  
Reliability Test

**Page 6**  
Soldering Condition  
Heat Sink

**Page 7**  
Packing

## Temperature Conditions

### Operating Temperature Range

-40°C~+75°C

### Storage Temperature Range

-40°C~+75°C

Note: Store in electronic warehouse.

## Terminal Mechanical Strength

Terminal should be no interference in operation after pulled the terminal with 1 kg for 1 minute.

## Reliability Test

After each of the following tests, the sensitivity of the microphone should be within  $\pm 3\text{dB}$  of initial sensitivity after 3 hours of conditioning at 20°C.

### Vibration Test

Frequency : 10Hz~55Hz

Amplitude: 1.52mm

Change of Frequency : 1 octave/min

2 hours in each of axis

### High Temperature Test

+70°C for 240 hours.

### Low Temperature Test

-20°C for 240 hours.

### Humidity Test

90%~95%RH,+60°C for 240 hours.

### Thermal Shock Test

-20°C, 30 minutes  $\leftrightarrow$  +70°C, 30 minutes, repeated 32 cycles  $\rightarrow$  room temperature, 3 hours.

### Temperature Cycles

-20°C  $\leftrightarrow$  +25°C  $\leftrightarrow$  +75°C  $\leftrightarrow$  +25°C  $\leftrightarrow$  -20°C  
(2h) (0.5h) (2h) (0.1h) (2h) (0.5h) (2h) (0.5h) (2h) for 5 cycles.

### Packing Drop Test

Height: 1.5m

Procedure: 5 times from each of axis

### Electrostatic discharge

Tested to IEC61000-4-2 level 3:

a) **Contact Discharge:** The microphone shall operate normally after 10 discharges to is 6KV DC and the discharge network is 150pF and 330Ω.

b) **Air Discharge:** The microphone shall operate normally after 10 discharges to is 8KV DC and the discharge network is 150pF and 330Ω



soberton inc.

# EM ELECTRET CONDENSER MICROPHONE

Acoustic Product Specification

Product Number: EM-9745P



Release | Revision: A/2018

## CONTENTS

This document contains the technical specifications for the omni directional back electret condenser microphone.

**Page 1**  
Electrical Characteristics

**Page 2**  
Typical Frequency Response Curve  
Measurement Circuit

**Page 3**  
Measurement Setup Drawing  
Product External and Dimensions

**Page 4**  
Exploded Drawing and Material Table

**Page 5**  
Temperature Conditions  
Terminal Mechanical Strength  
Reliability Test

**Page 6**  
Soldering Condition  
Heat Sink

**Page 7**  
Packing

## Soldering Condition

We suggest using anti-static welding machine which can control soldering temperature automatically.

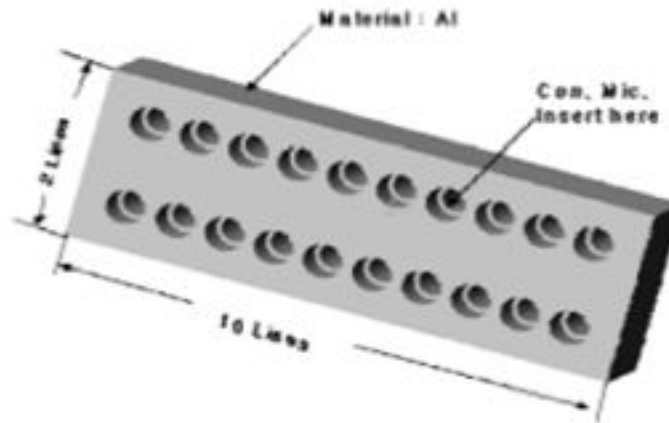
Soldering temperature should be controlled under 320°C and soldering time for each terminal should be 1~2 seconds.

Microphone should be fixed on the metal block (heat sink), which has high radiation effects, and heat sink shall contact with MIC tightly.

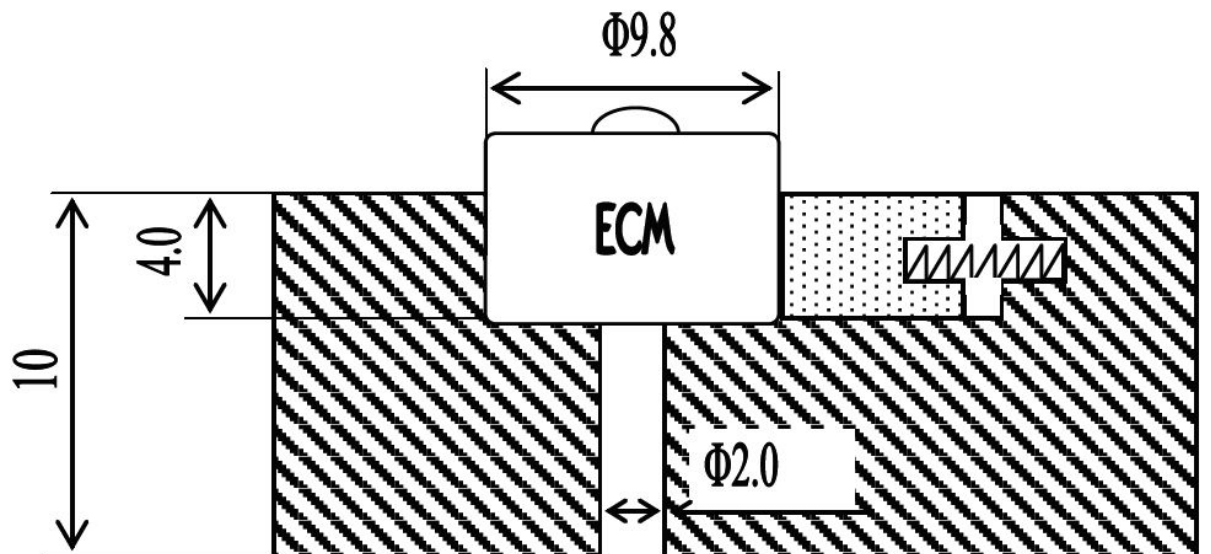
Microphone may easily be destroyed by the static electricity. The countermeasure for eliminating the static electricity shall be by grounding the worktable and operator.

## Heat Sink

Shape of heat sink



Shape of hole at fixed part





soberton inc.

# EM ELECTRET CONDENSER MICROPHONE

Acoustic Product Specification

Product Number: EM-9745P



Release | Revision: A/2018

## CONTENTS

This document contains the technical specifications for the omni directional back electret condenser microphone.

**Page 1**  
Electrical Characteristics

**Page 2**  
Typical Frequency Response Curve  
Measurement Circuit

**Page 3**  
Measurement Setup Drawing  
Product External and Dimensions


**Page 4**  
Exploded Drawing and Material Table

**Page 5**  
Temperature Conditions  
Terminal Mechanical Strength  
Reliability Test

**Page 6**  
Soldering Condition  
Heat Sink

**Page 7**  
Packing

## Packing



## Details

### Dimension: (length x width x height)

- Anti-Static Foam:**  
100mm x 100mm x 13mm
- Small Packet:**  
100mm x 100mm x 20mm
- Middle Box:**  
200mm x 300mm x 50mm
- Carton Size:**  
500mm x 300mm x 285mm

### Quantity and Weight

- Small Box:** 100 pcs
- Middle Box:** 6000 pcs
- Carton:** 12,000 pcs
- 1PC:** 0.7g
- Net Weight:** 7.2kg
- Gross Weight:** 10.2kg