



Chipsmall Limited consists of a professional team with an average of over 10 year of expertise in the distribution of electronic components. Based in Hongkong, we have already established firm and mutual-benefit business relationships with customers from,Europe,America and south Asia,supplying obsolete and hard-to-find components to meet their specific needs.

With the principle of “Quality Parts,Customers Priority,Honest Operation,and Considerate Service”,our business mainly focus on the distribution of electronic components. Line cards we deal with include Microchip,ALPS,ROHM,Xilinx,Pulse,ON,Everlight and Freescale. Main products comprise IC,Modules,Potentiometer,IC Socket,Relay,Connector.Our parts cover such applications as commercial,industrial, and automotives areas.

We are looking forward to setting up business relationship with you and hope to provide you with the best service and solution. Let us make a better world for our industry!



## Contact us

Tel: +86-755-8981 8866 Fax: +86-755-8427 6832

Email & Skype: info@chipsmall.com Web: www.chipsmall.com


Address: A1208, Overseas Decoration Building, #122 Zhenhua RD., Futian, Shenzhen, China



## Thick Film Semi-Precision Metal Glaze™ Power Resistors

### GS-3 Series

- Superior surge performance
- Resistance range from 1Ω - 3MΩ
- Standard tolerances of ±1%, ±2%, ±5%
- Power rating of 3W @25°C; 2W @70°C
- Effective as carbon composite replacement



# OBSOLETE

 All Pb-free parts comply with EU Directive 2011/65/EU (RoHS2)

### Electrical Data

Part Number	Power Rating (Watts)	Resistance Range (Ohms)	Tolerance (±%)	TCR (±ppm/°C)	Maximum Operating Voltage (Volts)	Dielectric Withstanding Voltage (Volts)
GS-3	2.0 (@ 70°C) 3.0 (@ 25°C)	1.0 - 3M	1, 2, 5	50 (>10Ω) 100, 200 (≥ 1Ω)	1000	1000

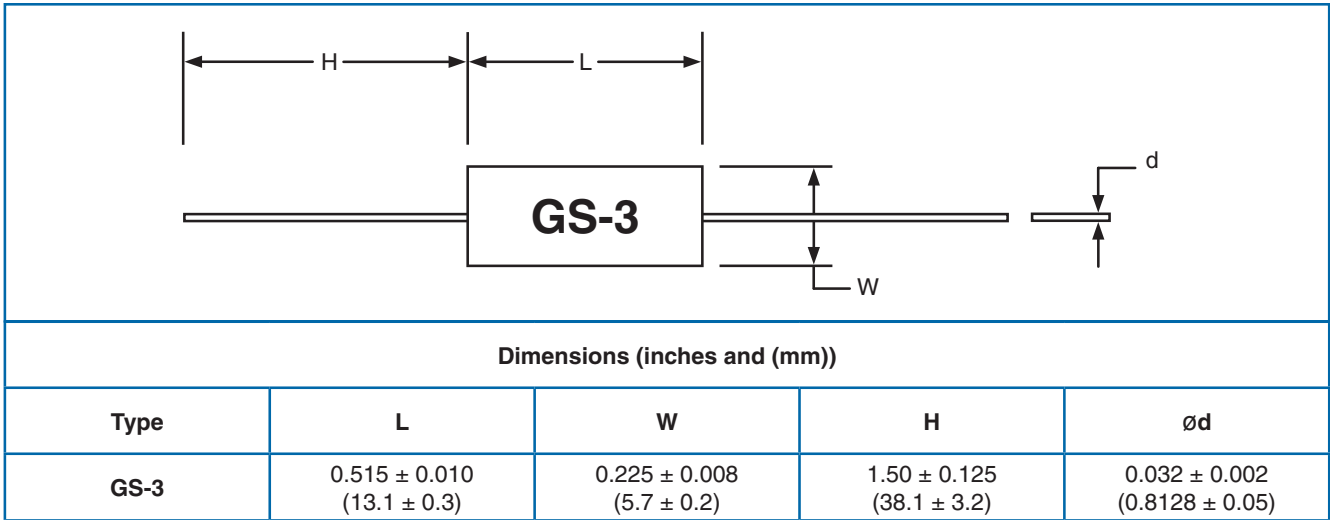
### Environmental Data

Test		Maximum ΔR Limits			
		MIL-R-26	MIL-R-10509D	MIL-R-22684	GS-3
TCR	±ppm/°C	30	100	200	100/50
Load life	%ΔR	0.5	1.0	2.0	2.0
Short term overload	%ΔR	0.20	0.50	0.50	0.20
Moisture	%ΔR	0.20	1.50	1.50	0.40
Temperature Cycling	%ΔR	0.20	0.50	-	0.20
Solder Effect	%ΔR	-	0.50	0.50	0.20
Termination Strength	%ΔR	0.10	0.20	0.50	0.10
Shock	%ΔR	0.10	0.50	0.50	0.10
Vibration	%ΔR	0.10	0.50	0.50	0.10
Operating Temperature		-55°C to +175°C			

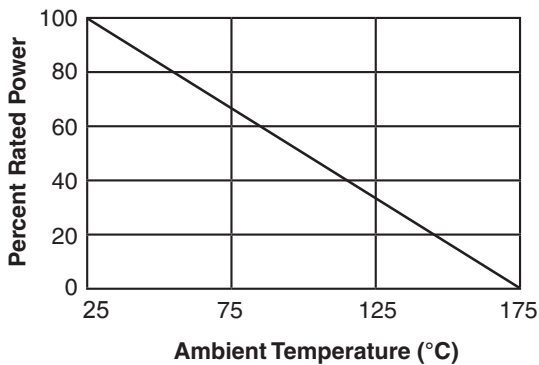
#### General Note

TT Electronics reserves the right to make changes in product specification without notice or liability. All information is subject to TT Electronics' own data and is considered accurate at time of going to print.

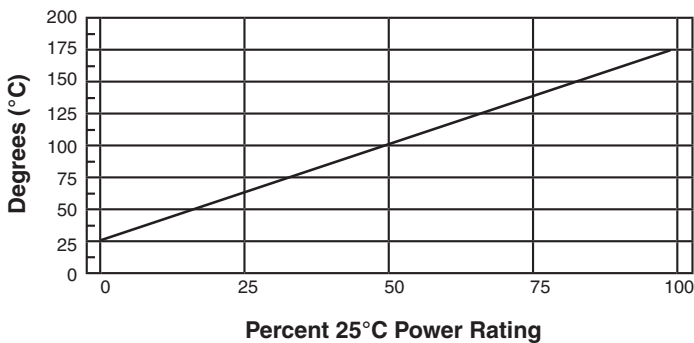
## Physical Data



## Power Derating Chart



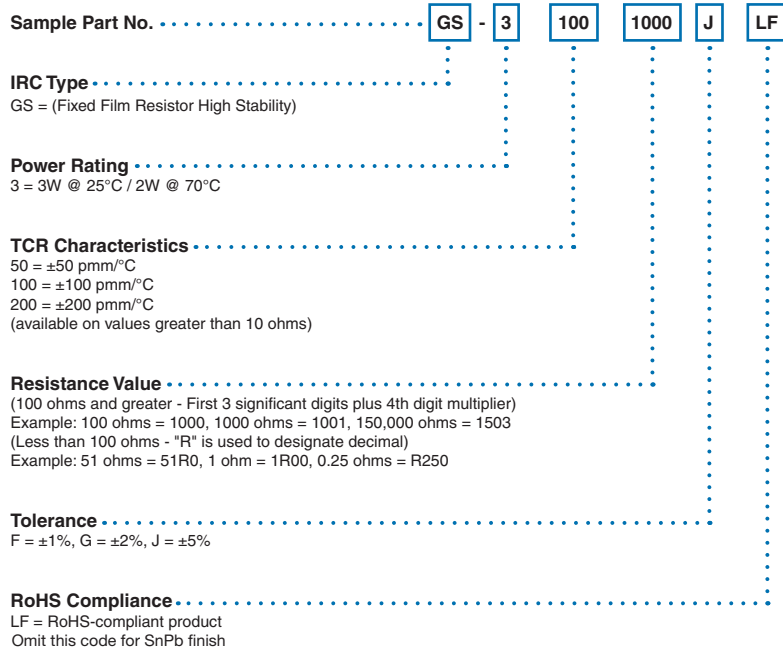
## Hot Spot Temperature +25°C Ambient



### General Note

TT Electronics reserves the right to make changes in product specification without notice or liability. All information is subject to TT Electronics' own data and is considered accurate at time of going to print.

## Ordering Data



### General Note

TT Electronics reserves the right to make changes in product specification without notice or liability.  
All information is subject to TT Electronics' own data and is considered accurate at time of going to print.