



Chipsmall Limited consists of a professional team with an average of over 10 year of expertise in the distribution of electronic components. Based in Hongkong, we have already established firm and mutual-benefit business relationships with customers from,Europe,America and south Asia,supplying obsolete and hard-to-find components to meet their specific needs.

With the principle of “Quality Parts,Customers Priority,Honest Operation,and Considerate Service”,our business mainly focus on the distribution of electronic components. Line cards we deal with include Microchip,ALPS,ROHM,Xilinx,Pulse,ON,Everlight and Freescale. Main products comprise IC,Modules,Potentiometer,IC Socket,Relay,Connector.Our parts cover such applications as commercial,industrial, and automotives areas.

We are looking forward to setting up business relationship with you and hope to provide you with the best service and solution. Let us make a better world for our industry!



Contact us

Tel: +86-755-8981 8866 Fax: +86-755-8427 6832


Email & Skype: info@chipsmall.com Web: www.chipsmall.com

Address: A1208, Overseas Decoration Building, #122 Zhenhua RD., Futian, Shenzhen, China



Anti-Surge Thick Film Chip Resistors (Double-sided resistive elements structure) 0805

Type: **ERJ P6W**

 This series is not a recommended product.
Not recommended for new design.

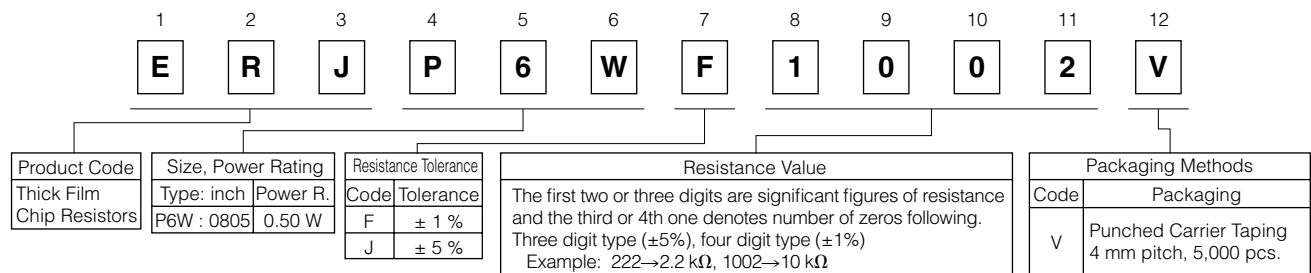
■ Features

- ESD surge characteristics superior to standard metal film resistors
- High reliability
Metal glaze thick film resistive element and three layers of electrodes
- Suitable for both reflow and flow soldering
- High power ··· 0.50W : 2012(0805) size (ERJP6W)
- High pulse characteristics ··· 1.5 times higher than 0805 inch size Anti-Surge Thick Film Chip Resistors (ERJP06)
- Reference Standards ··· IEC 60115-8, JIS C 5201-8, EIAJ RC-2134B
- RoHS compliant

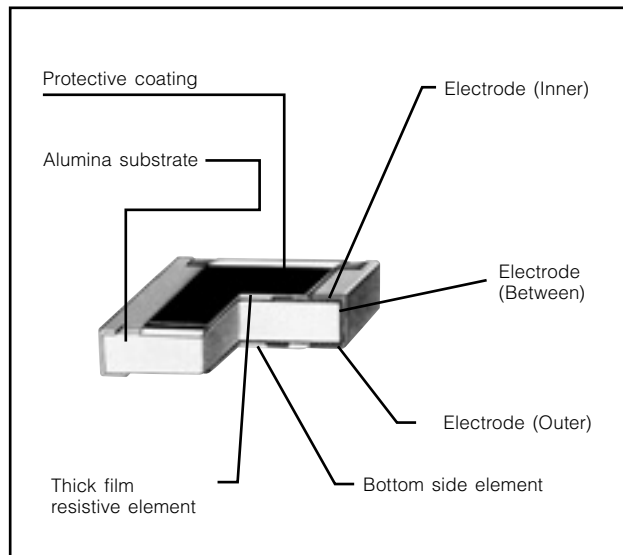
■ Packaging Methods, Land Pattern, Soldering Conditions and Safety Precautions

Please see Data Files

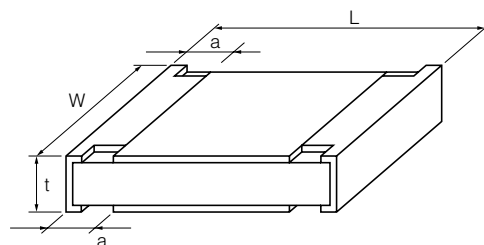
■ Explanation of Part Numbers



■ Construction



■ Dimensions in mm (not to scale)



Type (inch size)	Dimensions (mm)				Mass (Weight) [g/1000 pcs.]
	L	W	a	t	
ERJP6W (0805)	2.00±0.20	1.25±0.20	0.35±0.20	0.65±0.10	6

■ Ratings

Type (inch size)	Power Rating ⁽³⁾ at 70 °C (W)	Limiting Element Voltage ⁽¹⁾ (V)	Maximum Overload Voltage ⁽²⁾ (V)	Resistance Tolerance (%)	Resistance Range (Ω)	T.C.R. (×10 ⁻⁶ /°C)	Category Temperature Range (°C)
ERJP6W (0805)	0.50	150	200	±1	10 to 1 M (E24, E96)	±200	-55 to +155
				±5	1 to 1 M (E24)	R < 10 Ω : -100 to +600 10 Ω ≤ R : ±200	

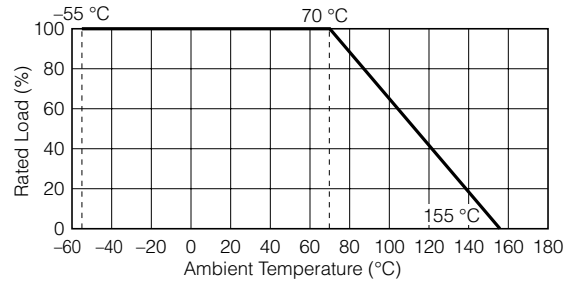
(1) Rated Continuous Working Voltage (RCWV) shall be determined from $RCWV = \sqrt{\text{Power Rating} \times \text{Resistance Values}}$, or Limiting Element Voltage listed above, whichever less.

(2) Overload (Short-time Overload) Test Voltage (SOTV) shall be determined from $SOTV = 2.5 \times \text{Power Rating}$ or max. Overload Voltage listed above whichever less.

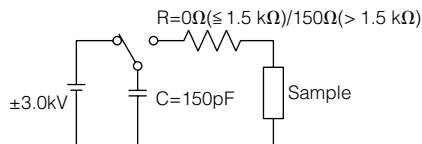
(3) Use it on the condition that the case temperature is below 155 °C.

Power Derating Curve

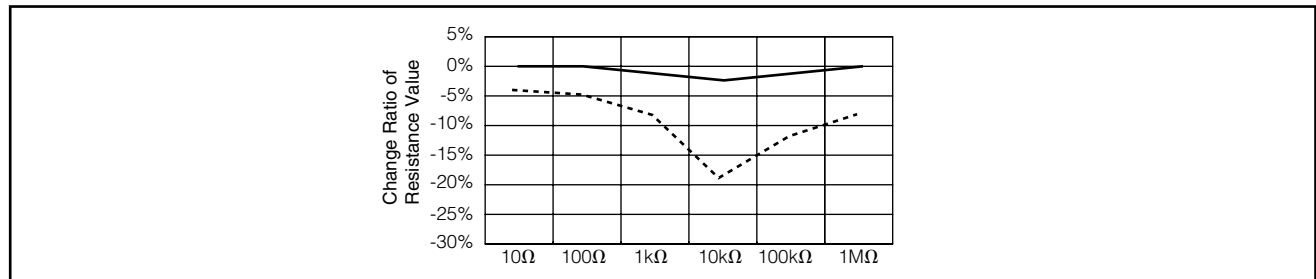
For resistors operated in ambient temperatures above 70 °C, power rating shall be derated in accordance with the figure on the right.



■ ESD Characteristic

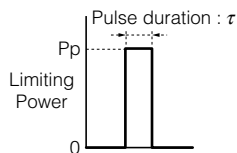


— Anti-Surge Thick Film Chip Resistors (ERJP6W Type)
 - - - Thick Film Chip Resistors (ERJ6G Type)



■ Limiting Power Curve

● In rush pulse Characteristic



Test cycle : 1 cycles
 Spec : Resistance value = within ±1%

— Anti-Surge Thick Film Chip Resistors (ERJP6W Type)
 - - - Anti-Surge Thick Film Chip Resistors (ERJP06 Type)

