



Chipsmall Limited consists of a professional team with an average of over 10 year of expertise in the distribution of electronic components. Based in Hongkong, we have already established firm and mutual-benefit business relationships with customers from,Europe,America and south Asia,supplying obsolete and hard-to-find components to meet their specific needs.

With the principle of "Quality Parts,Customers Priority,Honest Operation,and Considerate Service",our business mainly focus on the distribution of electronic components. Line cards we deal with include Microchip,ALPS,ROHM,Xilinx,Pulse,ON,Everlight and Freescale. Main products comprise IC,Modules,Potentiometer,IC Socket,Relay,Connector.Our parts cover such applications as commercial,industrial, and automotives areas.

We are looking forward to setting up business relationship with you and hope to provide you with the best service and solution. Let us make a better world for our industry!



Contact us

Tel: +86-755-8981 8866 Fax: +86-755-8427 6832

Email & Skype: info@chipsmall.com Web: www.chipsmall.com

Address: A1208, Overseas Decoration Building, #122 Zhenhua RD., Futian, Shenzhen, China





Features

- Ultra-tight tolerance
- Wide resistance range
- RoHS compliant*
- Four package sizes available
- Sulfur-resistant

Applications

- Current sense
- Precision circuits
- Medical equipment**
- Printers
- Automation equipment
- Navigation equipment

CRT-AS Series - Sulfur-Resistant Thin Film Precision Chip Resistors

Electrical Characteristics

Characteristic	Model CRT0402-AS	Model CRT0603-AS	Model CRT0805-AS	Model CRT1206-AS
Power Rating @ 70 °C	1/16 watt	1/10 watt	1/8 watt	1/4 watt
Operating Temperature Range	-55 to +155 °C			
Derated to Zero Load at	+155 °C			
Maximum Working Voltage	25 V	75 V	150 V	200 V
Maximum Overload Voltage	50 V	150 V	300 V	400 V
Resistance Range (E-96 + E-24 Values)	(See Standard Values Table)			
Temperature Coefficient of Resistance (TCR)	±10 PPM/°C, ±15 PPM/°C, ±25 PPM/°C, ±50 PPM/°C, (See Value - TCR Table on Page 2)			

Environmental Characteristics

Specification	Test Method	Limit (ΔR) (Tol. \leq 0.05 %)	Limit (ΔR) (Tol. $>$ 0.05 %)
Short Time Overload	JIS-C-5201-1 4.13 IEC 60115-1 4.13	±0.2 %	
Load Life	MIL-STD-202 Method 108	±0.5 %	
Humidity (Steady State)	MIL-STD-202 Method 103	±0.5 %	
Thermal Shock	JESD22 Method JA-104	±0.05 %	±0.2 %
Solderability	JIS-C-5201-1 4.17 IEC 60115-1 4.17	>95 % coverage	
Resistance to Soldering Heat	JIS-C-5201-1 4.18 IEC 60115-1 4.18	±0.05 %	±0.2 %
Mechanical Shock	MIL-STD-202 Method 213	±0.05 %	±0.1 %
Vibration	MIL-STD-202 Method 204	±0.05 %	±0.1 %
ESD	AEC-Q200-002, 2 kV	±0.1 %	
Flammability	UL-94V0	--	
Sulfur Test	ASTM-B-809-95 3~5 PPM H ₂ S, 50 ± 2 °C, 91~93 % RH, no load for 1000 hrs.	±0.5 %	

How to Order

CRT 0603 - C V - 1003 E AS

Model _____
 (CRT = Thin Film Precision Chip Resistor)

Size _____
 • 0402 • 0603 • 0805 • 1206

Resistance Tolerance _____
 F = ±1 % D = ±0.5 % C = ±0.25 % B = ±0.1 % A = ±0.05 %

TCR (PPM/°C) _____
 W = ±10 X = ±15 Y = ±25 Z = ±50

Resistance Value _____
 <100 ohms: "R" represents decimal point (example: 24R3 = 24.3 ohms)
 ≥100 ohms: First three digits are significant, fourth digit represents number of zeroes to follow (example: 8252 = 82.5K ohms)

Packaging _____
 G = Paper tape (10K pcs.) on 7" plastic reel (CRT0402-AS)
 E = Paper tape (5K pcs.) on 7" plastic reel (CRT0603-AS, CRT0805-AS, CRT1206-AS)

Special Design and Termination _____
 AS = Sulfur-resistant version, Tin-plated (RoHS compliant)

* RoHS Directive 2002/95/EC Jan. 27, 2003 including annex and RoHS Recast 2011/65/EU June 8, 2011.

**Bourns® products have not been specifically designed and tested for FDA Class III applications (or equivalent foreign applications) and their use in such applications is neither recommended nor supported.

Specifications are subject to change without notice.

The device characteristics and parameters in this data sheet can and do vary in different applications and actual device performance may vary over time.

Users should verify actual device performance in their specific applications.

CRT-AS Series - Sulfur-Resistant Thin Film Precision Chip Resistors



Value - TCR Table

Model	TCR		Resistance Tolerance (Code)					
	(PPM/°C)	(Code)	±0.05 % (A)	±0.1 % (B)	±0.25 % (C)	±0.5 % (D)	±1 % (F)	
CRT0402-AS	±10	(W)	49.9 to 10K Ω	49.9 to 10K Ω				
	±15	(X)		49.9 to 69.8K Ω				
	±25	(Y)		10 to 100K Ω				
	±50	(Z)						
CRT0603-AS	±10	(W)	49.9 to 10K Ω	10 to 332K Ω				
	±15	(X)						
	±25	(Y)						
	±50	(Z)						
CRT0805-AS	±10	(W)	10 to 100K Ω	10 to 511K Ω				
	±15	(X)		10 to 1M Ω				
	±25	(Y)						
	±50	(Z)						
CRT1206-AS	±10	(W)	10 to 200K Ω	10 to 1M Ω				
	±15	(X)						
	±25	(Y)						
	±50	(Z)						

Typical Part Marking

CRT0402-AS
No marking.

CRT0603-AS
3-Digit Marking
E-96



Examples:

- 52C = 34K Ω,
- 11C = 12.7K Ω

Code	E96	Code	E96	Code	E96	Code	E96				
01	100	25	178	49	316	73	562				
02	102	26	182	50	324	74	576				
03	105	27	187	51	332	75	590				
04	107	28	191	52	340	76	604				
05	110	29	196	53	348	77	619				
06	113	30	200	54	357	78	634				
07	115	31	205	55	365	79	649				
08	118	32	210	56	374	80	665				
09	121	33	215	57	383	81	681				
10	124	34	221	58	392	82	698				
11	127	35	226	59	402	83	715				
12	130	36	232	60	412	84	732				
13	133	37	237	61	422	85	750				
14	137	38	243	62	432	86	768				
15	140	39	249	63	442	87	787				
16	143	40	255	64	453	88	806				
17	147	41	261	65	464	89	825				
18	150	42	267	66	475	90	845				
19	154	43	274	67	487	91	866				
20	158	44	280	68	499	92	887				
21	162	45	287	69	511	93	909				
22	165	46	294	70	523	94	931				
23	169	47	301	71	536	95	953				
24	174	48	309	72	549	96	976				
Code	A	B	C	D	E	F	G	H	X	Y	Z
Multiplier	10 ⁰	10 ¹	10 ²	10 ³	10 ⁴	10 ⁵	10 ⁶	10 ⁷	10 ⁻¹	10 ⁻²	10 ⁻³

Specifications are subject to change without notice.
The device characteristics and parameters in this data sheet can and do vary in different applications and actual device performance may vary over time.
Users should verify actual device performance in their specific applications.

Typical Part Marking (Continued)

CRT0603-AS
3-Digit Marking
E-24



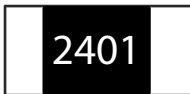
First two digits are significant;
third digit represents number of
zeroes to follow.

Examples:

- 102 = 1K Ω ,
- 181 = 180 Ω

Code			
10	18	33	56
11	20	36	62
12	22	39	68
13	24	43	75
15	27	47	82
16	30	51	91

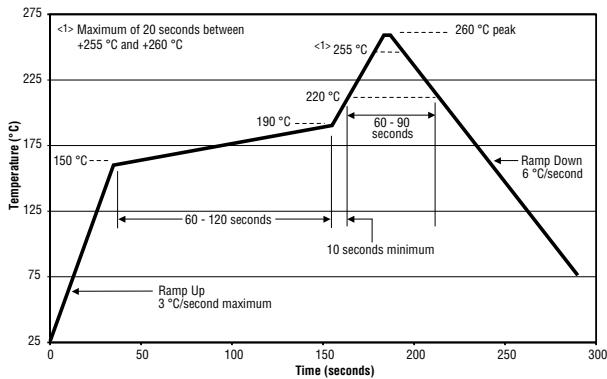
CRT0805-AS
CRT1206-AS
4-Digit Marking



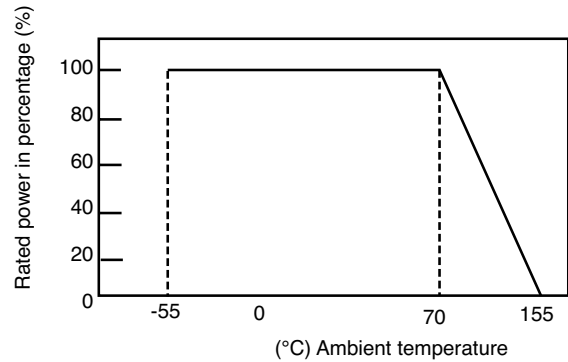
First three digits are significant;
fourth digit represents number of
zeroes to follow.

Examples	
Resistance	Marking
200 Ω	2000
2.4K Ω	2401
5.36K Ω	5361

Soldering Profile



Derating Curve

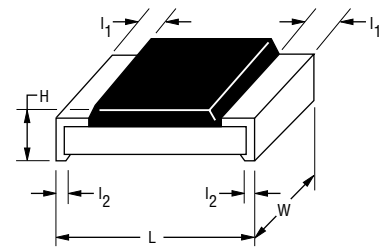


CRT-AS Series - Sulfur-Resistant Thin Film Precision Chip Resistors



Chip Dimensions

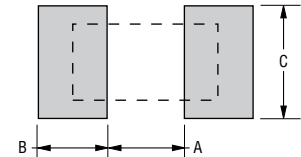
Dimension	Model CRT0402-AS	Model CRT0603-AS	Model CRT0805-AS	Model CRT1206-AS
L	$\frac{1.00 \pm 0.10}{(0.040 \pm 0.004)}$	$\frac{1.55 \pm 0.10}{(0.061 \pm 0.004)}$	$\frac{2.00 \pm 0.15}{(0.079 \pm 0.006)}$	$\frac{3.05 \pm 0.15}{(0.120 \pm 0.006)}$
W	$\frac{0.50 \pm 0.05}{(0.020 \pm 0.002)}$	$\frac{0.80 \pm 0.10}{(0.031 \pm 0.004)}$	$\frac{1.25 \pm 0.15}{(0.049 \pm 0.006)}$	$\frac{1.55 \pm 0.15}{(0.061 \pm 0.006)}$
H	$\frac{0.30 \pm 0.05}{(0.012 \pm 0.002)}$	$\frac{0.45 \pm 0.15}{(0.018 \pm 0.006)}$	$\frac{0.55 \pm 0.10}{(0.022 \pm 0.004)}$	$\frac{0.55 \pm 0.10}{(0.022 \pm 0.004)}$
l ₁	$\frac{0.20 \pm 0.10}{(0.008 \pm 0.004)}$	$\frac{0.30 \pm 0.20}{(0.012 \pm 0.008)}$	$\frac{0.30 \pm 0.20}{(0.012 \pm 0.008)}$	$\frac{0.42 \pm 0.20}{(0.017 \pm 0.008)}$
l ₂	$\frac{0.20 \pm 0.10}{(0.008 \pm 0.004)}$	$\frac{0.30 \pm 0.20}{(0.012 \pm 0.008)}$	$\frac{0.40 \pm 0.25}{(0.016 \pm 0.010)}$	$\frac{0.35 \pm 0.25}{(0.014 \pm 0.010)}$



DIMENSIONS: $\frac{\text{MM}}{\text{(INCHES)}}$

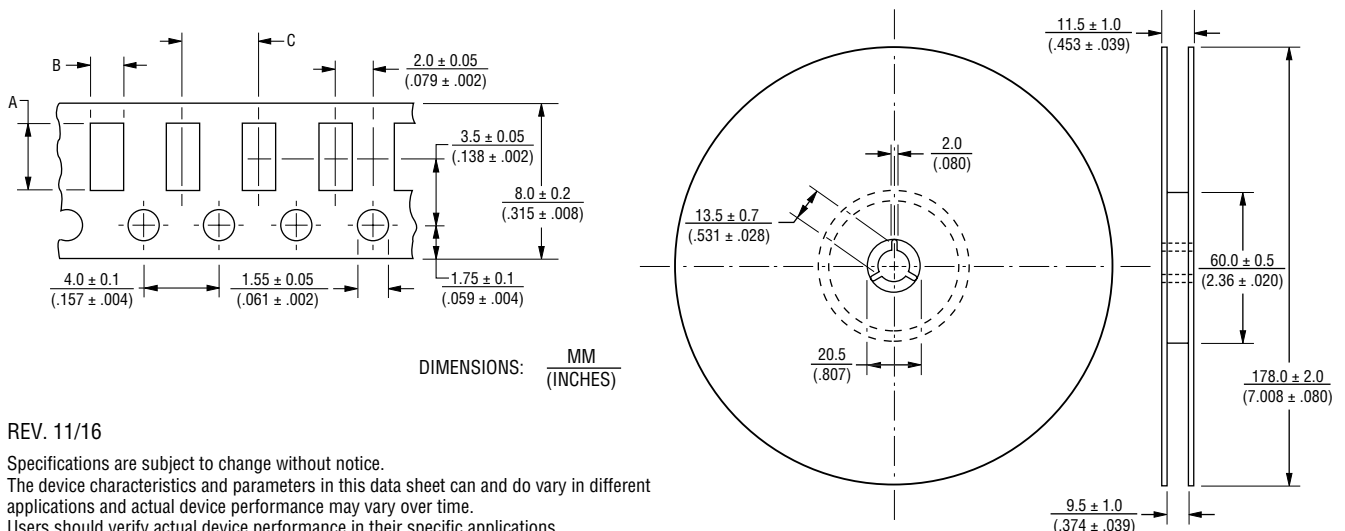
Recommended Land Pattern

Dimension	Model CRT0402-AS	Model CRT0603-AS	Model CRT0805-AS	Model CRT1206-AS
A	$\frac{0.50}{(0.020)}$	$\frac{0.80}{(0.031)}$	$\frac{1.00}{(0.039)}$	$\frac{2.00}{(0.079)}$
B	$\frac{0.50}{(0.020)}$	$\frac{1.00}{(0.039)}$	$\frac{1.00}{(0.039)}$	$\frac{1.15}{(0.045)}$
C	$\frac{0.60 \pm 0.20}{(0.024 \pm 0.008)}$	$\frac{0.90 \pm 0.20}{(0.035 \pm 0.008)}$	$\frac{1.35 \pm 0.20}{(0.053 \pm 0.008)}$	$\frac{1.70 \pm 0.20}{(0.067 \pm 0.008)}$



Packaging Dimensions - Tape

Dimension	Model CRT0402-AS	Model CRT0603-AS	Model CRT0805-AS	Model CRT1206-AS
A	$\frac{1.16 \pm 0.05}{(0.046 \pm 0.002)}$	$\frac{1.90 \pm 0.05}{(0.075 \pm 0.002)}$	$\frac{2.37 \pm 0.05}{(0.094 \pm 0.002)}$	$\frac{3.55 \pm 0.05}{(0.140 \pm 0.002)}$
B	$\frac{0.70 \pm 0.05}{(0.028 \pm 0.002)}$	$\frac{1.10 \pm 0.05}{(0.043 \pm 0.002)}$	$\frac{1.60 \pm 0.05}{(0.063 \pm 0.002)}$	$\frac{2.00 \pm 0.05}{(0.079 \pm 0.002)}$
C	$\frac{2.00 \pm 0.05}{(0.079 \pm 0.002)}$	$\frac{4.00 \pm 0.10}{(0.157 \pm 0.004)}$	$\frac{4.00 \pm 0.10}{(0.157 \pm 0.004)}$	$\frac{4.00 \pm 0.10}{(0.157 \pm 0.004)}$



REV. 11/16

Specifications are subject to change without notice.
 The device characteristics and parameters in this data sheet can and do vary in different applications and actual device performance may vary over time.
 Users should verify actual device performance in their specific applications.