



Chipsmall Limited consists of a professional team with an average of over 10 year of expertise in the distribution of electronic components. Based in Hongkong, we have already established firm and mutual-benefit business relationships with customers from,Europe,America and south Asia,supplying obsolete and hard-to-find components to meet their specific needs.

With the principle of "Quality Parts,Customers Priority,Honest Operation,and Considerate Service",our business mainly focus on the distribution of electronic components. Line cards we deal with include Microchip,ALPS,ROHM,Xilinx,Pulse,ON,Everlight and Freescale. Main products comprise IC,Modules,Potentiometer,IC Socket,Relay,Connector.Our parts cover such applications as commercial,industrial, and automotives areas.

We are looking forward to setting up business relationship with you and hope to provide you with the best service and solution. Let us make a better world for our industry!



Contact us

Tel: +86-755-8981 8866 Fax: +86-755-8427 6832

Email & Skype: info@chipsmall.com Web: www.chipsmall.com


Address: A1208, Overseas Decoration Building, #122 Zhenhua RD., Futian, Shenzhen, China



“PGS” Graphite Sheets

Type: **EYG**

PGS (Pyrolytic Graphite Sheet) is a thermal interface material which is very thin, synthetically made, has high thermal conductivity, and is made from a highly oriented graphite polymer film. It is ideal for providing thermal management/heat-sinking in limited spaces or to provide supplemental heat-sinking in addition to conventional means. This material is flexible and can be cut into customizable shapes.



■ Features

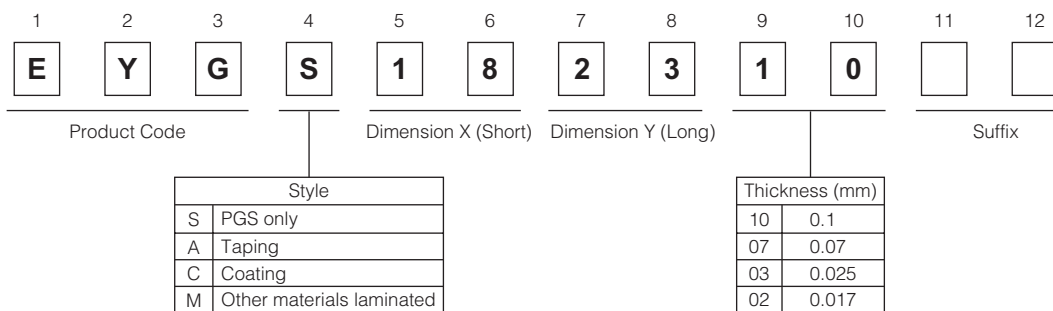
- Excellent thermal conductivity : 700 to 1750 W/(m·K)
(2 to 4 times as high as copper, 3 to 7 times as high as aluminum)
- Lightweight: Specific gravity : 0.85 to 2.1 g/cm³
(1/4 to 1/10 of copper, 1/1.3 to 1/3 of aluminum in density)
- Flexible and easy to be cut or trimmed.
(withstands repeated bending)
- Low thermal resistance
- RoHS compliant

■ Recommended applications

- Smart phones, Cellular phones, DVC, DSC, PCs and peripherals, pickup
- Semiconductor manufacturing equipment (Sputtering, Dry etching, Steppers)
- Optical communications equipment

■ Handling Precautions (Please see Page 380)

■ Explanation of Part Numbers

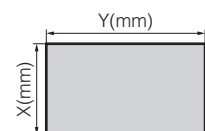


*Custom product is suffix.

■ Dimensions in mm (not to scale)

Dimension of representative

Part No.	Dimension X (Short)*	Dimension Y (Long)*	Thickness (mm)								
EYGS1823 <table border="1" style="font-size: small; vertical-align: middle;"><tr><td>1</td><td>0</td></tr><tr><td>0</td><td>7</td></tr></table>	1	0	0	7	180±5 mm	230±5 mm	0.10±0.03, 0.07±0.015				
1	0										
0	7										
EYGS1218 <table border="1" style="font-size: small; vertical-align: middle;"><tr><td>1</td><td>0</td></tr><tr><td>0</td><td>7</td></tr><tr><td>0</td><td>3</td></tr><tr><td>0</td><td>2</td></tr></table>	1	0	0	7	0	3	0	2	115±5 mm	180±5 mm	0.10±0.03, 0.07±0.015, 0.025±0.010, 0.017±0.005
1	0										
0	7										
0	3										
0	2										
EYGS0912 <table border="1" style="font-size: small; vertical-align: middle;"><tr><td>1</td><td>0</td></tr><tr><td>0</td><td>7</td></tr><tr><td>0</td><td>3</td></tr><tr><td>0</td><td>2</td></tr></table>	1	0	0	7	0	3	0	2	90±5 mm	115±5 mm	0.10±0.03, 0.07±0.015, 0.025±0.010, 0.017±0.005
1	0										
0	7										
0	3										
0	2										



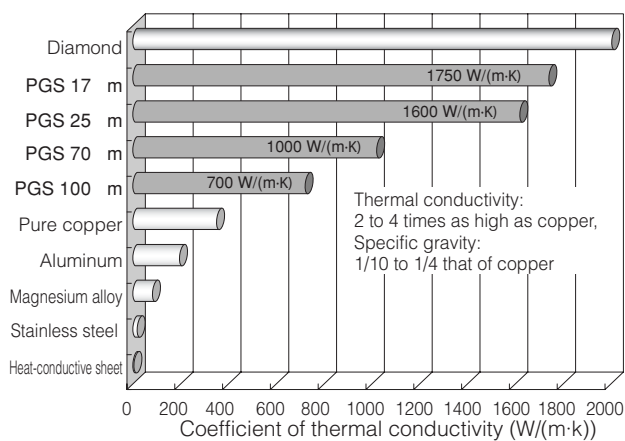
*Please contact us for other dimensions other than those above.

■ Characteristics

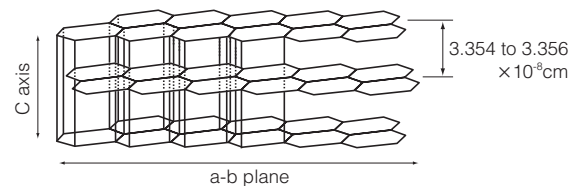
Thickness		100 μm	70 μm	25 μm	17 μm
		0.10 ± 0.03 mm	0.07 ± 0.015 mm	0.025 ± 0.010 mm	0.017 ± 0.005 mm
Density		0.85 g/cm ³	1.21 g/cm ³	1.90 g/cm ³	2.10 g/cm ³
Thermal conductivity	a-b plane	700 W/(m·K)	1000 W/(m·K)	1600 W/(m·K)	1750 W/(m·K)
Electrical conductivity		10000 S/cm	10000 S/cm	20000 S/cm	20000 S/cm
Extensional strength		19.6 MPa	22.0 MPa	30.0 MPa	40.0 MPa
Expansion coefficient	a-b plane	9.3×10^{-7} 1/K	9.3×10^{-7} 1/K	9.3×10^{-7} 1/K	9.3×10^{-7} 1/K
	c axis	3.2×10^{-5} 1/K	3.2×10^{-5} 1/K	3.2×10^{-5} 1/K	3.2×10^{-5} 1/K
Heat resistance		400 °C			
Bending(angle 180,R5)		10000 cycles			

*Values are for reference, not guaranteed.

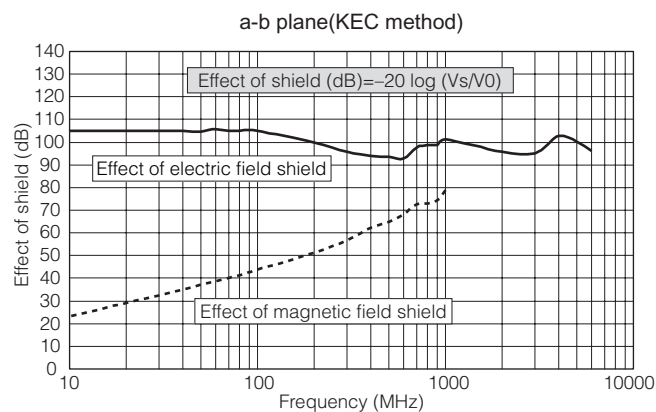
■ Comparison of thermal conductivity (a-b plane)



■ Layered structure of PGS

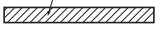
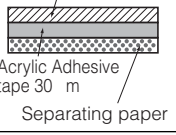
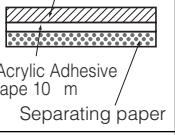
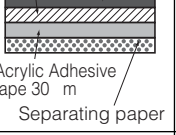
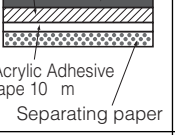
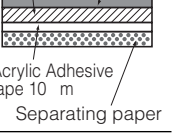


■ Electric field shield performance



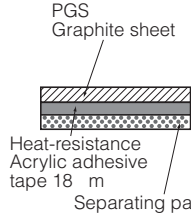
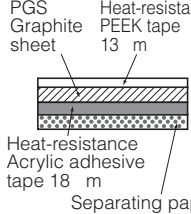
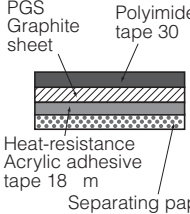
Rating and Characteristics

Standard series (PGS 100, 70, 25, 17 m)

Type	PGS Only	Adhesive Type		Laminated type (Insulation & Adhesive)		
	S type	A-A type	A-M type	A-PA type	A-PM type	A-DM type
Front face	-	-	-	Polyester tape standard type 30 m	Polyester tape standard type 30 m	Polyester tape thin type 10 m
Rear face	-	Insulative adhesion type 30 m	Insulative thin adhesion type 10 m	Insulative adhesion type 30 m	Insulative thin adhesion type 10 m	Insulative thin adhesion type 10 m
Structure						
Features	<ul style="list-style-type: none"> High Thermal Conductivity High Flexibility Low Thermal Resistance Available up to 400 °C Conductive Material 	<ul style="list-style-type: none"> With insulation material on one side With strong adhesive tape for putting chassis Withstanding Voltage : 2 kV 	<ul style="list-style-type: none"> With insulation material on one side Low thermal resistance comparison with A-A type Withstanding Voltage : 1 kV 	<ul style="list-style-type: none"> With insulation material on both side Withstanding Voltage PET tape : 4 kV Adhesive Tape : 2 kV 	<ul style="list-style-type: none"> With insulation material on both side Withstanding Voltage PET tape : 4 kV Adhesive Tape : 1 kV 	<ul style="list-style-type: none"> With insulation material on both side Withstanding Voltage PET tape : 1 kV Adhesive Tape : 1 kV
Withstand temperature	400 °C	100 °C	100 °C	100 °C	100 °C	100 °C
Standard Size	115 × 180 mm	90 × 115 mm	90 × 115 mm	90 × 115 mm	90 × 115 mm	90 × 115 mm
Maximam size	180 × 230 mm 115 × 180 mm(25 m)	115 × 180 mm	115 × 180 mm	115 × 180 mm	115 × 180 mm	115 × 180 mm
100 m	Part No.	EYGS121810	-	-	-	-
	Thickness	100 m	-	-	-	-
70 m	Part No.	EYGS121807	EYGA091207A	EYGA091207M	EYGA091207PA	EYGA091207PM
	Thickness	70 m	100 m	80 m	130 m	110 m
25 m	Part No.	EYGS121803	EYGA091203A	EYGA091203M	EYGA091203PA	EYGA091203PM
	Thickness	25 m	55 m	35 m	85 m	65 m
17 m	Part No.	-	EYGA091202A	EYGA091202M	EYGA091202PA	EYGA091202PM
	Thickness	-	47 m	27 m	77 m	57 m

* Please contact our engineering section or factory about to special applications.

High heat resistance series (PGS 70, 25, 17 m)

Type	high heat resistance type			
	A-V type	A-RV type	A-KV type	
Front face	-	high heat resistance and insulation type 13 m	high heat resistance and insulation type 30 m	
Rear face	High heat resistance and insulation adhesion type 18 m	High heat resistance and insulation adhesion type 18 m	High heat resistance and insulation adhesion type 18 m	
Structure				
Features	<ul style="list-style-type: none"> With high heat resistance and insulation tape on one side Withstanding Voltage Adhesive tape : 2 kV 	<ul style="list-style-type: none"> With high heat resistance and insulation tape on both side Withstanding Voltage PEEK tape : 2 kV Adhesive tape : 2 kV 	<ul style="list-style-type: none"> With high heat resistance and more insulated tape on both side Withstanding Voltage PI tape : 5 kV Adhesive tape : 2 kV 	
Withstand temperature	150 °C	150 °C	150 °C (Polyimide : 180 °C)	
Standard Size	90 × 115 mm	90 × 115 mm	90 × 115 mm	
Maximam size	115 × 180 mm	115 × 180 mm	115 × 180 mm	
70 m	Part No.	EYGA091207V	EYGA091207RV	EYGA091207KV
	Thickness	88 m	101 m	118 m
25 m	Part No.	EYGA091203V	EYGA091203RV	EYGA091203KV
	Thickness	43 m	56 m	73 m
17 m	Part No.	EYGA091202V	EYGA091202RV	EYGA091202KV
	Thickness	35 m	48 m	65 m

Design and specifications are each subject to change without notice. Ask factory for the current technical specifications before purchase and/or use. Should a safety concern arise regarding this product, please be sure to contact us immediately.

Minimum order

Item	Part No.	Type	Size	Minimum order
PGS Graphite Sheet Only	S type 100 m	EYGS091210	90×115 mm	20
		EYGS121810	115×180 mm	10
		EYGS182310	180×230 mm	10
	S type 70 m	EYGS091207	90×115 mm	20
		EYGS121807	115×180 mm	10
		EYGS182307	180×230 mm	10
	S type 25 m	EYGS091203	90×115 mm	20
		EYGS121803	115×180 mm	10
	PGS 70, 25 m Adhesive Type [Standard series]	A-A type 70 m	EYGA091207A	90×115 mm
EYGA121807A			115×180 mm	10
A-A type 25 m		EYGA091203A	90×115 mm	20
		EYGA121803A	115×180 mm	10
A-A type 17 m		EYGA091202A	90×115 mm	20
		EYGA121802A	115×180 mm	10
A-M type 70 m		EYGA091207M	90×115 mm	20
		EYGA121807M	115×180 mm	10
A-M type 25 m		EYGA091203M	90×115 mm	20
		EYGA121803M	115×180 mm	10
A-M type 17 m		EYGA091202M	90×115 mm	20
		EYGA121802M	115×180 mm	10
PGS 70, 25 m Laminated Type (Insulation & Adhesive) [Standard series]	A-PA type 70 m	EYGA091207PA	90×115 mm	20
		EYGA121807PA	115×180 mm	10
	A-PA type 25 m	EYGA091203PA	90×115 mm	20
		EYGA121803PA	115×180 mm	10
	A-PA type 17 m	EYGA091202PA	90×115 mm	20
		EYGA121802PA	115×180 mm	10
	A-PM type 70 m	EYGA091207PM	90×115 mm	20
		EYGA121807PM	115×180 mm	10
	A-PM type 25 m	EYGA091203PM	90×115 mm	20
		EYGA121803PM	115×180 mm	10
	A-PM type 17 m	EYGA091202PM	90×115 mm	20
		EYGA121802PM	115×180 mm	10
	A-DM type 70 m	EYGA091207DM	90×115 mm	20
		EYGA121807DM	115×180 mm	10
	A-DM type 25 m	EYGA091203DM	90×115 mm	20
		EYGA121803DM	115×180 mm	10
	A-DM type 17 m	EYGA091202DM	90×115 mm	20
		EYGA121802DM	115×180 mm	10
PGS 70, 25 m [High heat resistance type]	A-V type 70 m	EYGA091207V	90×115 mm	20
		EYGA121807V	115×180 mm	10
	A-V type 25 m	EYGA091203V	90×115 mm	20
		EYGA121803V	115×180 mm	10
	A-V type 17 m	EYGA091202V	90×115 mm	20
		EYGA121802V	115×180 mm	10
	A-RV type 70 m	EYGA091207RV	90×115 mm	20
		EYGA121807RV	115×180 mm	10
	A-RV type 25 m	EYGA091203RV	90×115 mm	20
		EYGA121803RV	115×180 mm	10
	A-RV type 17 m	EYGA091202RV	90×115 mm	20
		EYGA121802RV	115×180 mm	10
	A-KV type 70 m	EYGA091207KV	90×115 mm	20
		EYGA121807KV	115×180 mm	10
	A-KV type 25 m	EYGA091203KV	90×115 mm	20
		EYGA121803KV	115×180 mm	10
	A-KV type 17 m	EYGA091202KV	90×115 mm	20
		EYGA121802KV	115×180 mm	10

** Please consult if the quantity of orders is little.