



Chipsmall Limited consists of a professional team with an average of over 10 year of expertise in the distribution of electronic components. Based in Hongkong, we have already established firm and mutual-benefit business relationships with customers from,Europe,America and south Asia,supplying obsolete and hard-to-find components to meet their specific needs.

With the principle of “Quality Parts,Customers Priority,Honest Operation,and Considerate Service”,our business mainly focus on the distribution of electronic components. Line cards we deal with include Microchip,ALPS,ROHM,Xilinx,Pulse,ON,Everlight and Freescale. Main products comprise IC,Modules,Potentiometer,IC Socket,Relay,Connector.Our parts cover such applications as commercial,industrial, and automotives areas.

We are looking forward to setting up business relationship with you and hope to provide you with the best service and solution. Let us make a better world for our industry!



Contact us

Tel: +86-755-8981 8866 Fax: +86-755-8427 6832

Email & Skype: info@chipsmall.com Web: www.chipsmall.com

Address: A1208, Overseas Decoration Building, #122 Zhenhua RD., Futian, Shenzhen, China



***Bluetooth*[®] low energy Module**

Bluetooth[®] 4.2 low energy

EYSGCNZXX (16kB RAM)

EYSGCNZWY (32kB RAM)

Data Report

The **Bluetooth**[®] word mark and logos are owned by the **Bluetooth** SIG, Inc. and any use of such marks by TAIYO YUDEN CO., LTD. is under license.

TAIYO YUDEN CO., LTD.

EYSGCNZXX, EYSGCNZWY

TAIYO YUDEN CO., LTD.

Document constituent list

Control name	Control No.	Document Page
General Items	HD-AG-A150046	1/5 - 5/5
Absolute maximum ratings	HD-AM-A150046	1/1
Electrical characteristics	HD-AE-A150046	1/7 - 7/7
Circuit schematic	HD-MC-A150046	1/3 - 3/3
Outline / Appearance	HD-AD-A150046	1/3 - 3/3
Pin Layout	HD-BA-A150046	1/2 - 2/2
Handling Precaution	HQ-BA-537	1/2 - 2/2
Packaging Specification	HD-BB-A150046	1/3 - 3/3
Antenna application note		1/3 - 3/3
Design guide		1/1
Notes		1/1
Precautions	HQ-BK-002	1/1

Revision History

14-Sep.-2015 > Ver.1.00 Release
21-Dec.-2015 > Ver.1.01 Update
18-Mar.-2016 > Ver.1.1 Update
12-Jul.-2016 > Ver.1.2 Update
09-Aug.-2016 Ver.1.3 Update
06-Feb.-2017 Ver.1.4 Update
25-May-2017 Ver.1.5 Update
30-Jun.-2017 Ver.1.6 Update

TAIYO YUDEN CO., LTD.

EYSGCNZXX, EYSGCNZWY

TAIYO YUDEN CO., LTD.

Control No. HD-AG-A150046	(1/5)	Control name General Items
------------------------------	-------	-------------------------------

Scope

This specification ("Specification") applies to the hybrid IC "EYSGCNZXX" and "EYSGCNZWY", a **Bluetooth**® 4.2 low energy module ("Product") manufactured by TAIYO YUDEN Co., Ltd. ("TAIYO YUDEN")

1. Type: EYSGCN

User Code: EYSGCNZXX (16kB RAM), EYSGCNZWY (32kB RAM)

*User Code may be changed for mass production or other cases.

2. Function:

Radio frequency module. **Bluetooth**® standard Ver 4.2 low energy conformity

3. Application: Health & Fitness Equipment, Sensor, Toys**4. Structure:**

Hybrid IC loaded with silicon monolithic semiconductor

Compatible with industrial standard reflow profile for Pb-free solders

Can meet with RoHS compliance (Pb, Cd, Hg, Cr⁺⁶, PBB, PBDE)

5. Outline: 12.9x 9.6 x 2.0 mm

49-pin Land Grid Array

6. Marking: Part number, Lot number, Japan ID, FCC ID, IC ID**7. Features:**

- Small outline by PCB substrate
- Low power consumption
- Integrated antenna
- Integrated system and sleep clock
- **Bluetooth**® 4.2 low energy conformity
- Slave or Master Role

8. Packaging:

Packaging method: Tape & reel + aluminum moisture barrier bag

Packaging unit: 1000

*It might be provided as tray at sample stage.

TAIYO YUDEN CO., LTD.

EYSGCNZXX, EYSGCNZWY

TAIYO YUDEN CO., LTD.

Control No. HD-AG-A150046	(2/5)	Control name General Items
------------------------------	-------	-------------------------------

9. Note:

- a. Any question arising from this Specification shall be solved through mutual discussion by the parties hereof.
- b. This Product is not designed to be radiation durable and should not be used under the circumstance of radiation.
- c. The operating conditions of this Product are as shown in this Specification. Please note that TAIYO YUDEN shall not be liable for a failure and/or abnormality which is caused by use under the conditions other than the operating conditions hereof.
- d. The Product mentioned in this Specification is manufactured for use in Health & Fitness Equipment, Sensor and Toys. Before using this Product in any special equipment (such as medical equipment, space equipment, air craft, disaster prevention equipment), where higher safety and reliability are duly required, the applicability and suitability of this Product must be fully evaluated by the customer at its sole risk to ensure correct and safe operation of these special equipments. Also, evaluation of the safety function of this Product even for use in general electronics equipment shall be thoroughly made and when necessary, a protective circuit shall be added during the design stage, all at the customer's sole risk.
- e. a) You are requested to fully check and confirm by the start of mass production of this Product that (1) no bug, defect or other failure is included in firmware incorporated in this Product ("Incorporated Software"), (2) no bug defect or other failure arising from installation of this Product in which is contained Incorporated Software into your products is included in Incorporated Software, and that Incorporated Software fully meets your intended use, although TAIYO YUDEN sufficiently inspects or verifies quality of Incorporated Software.
b) Please note that TAIYO YUDEN is not responsible for any failure arising out of bugs or defects in Incorporated Software.
- f. TAIYO YUDEN warrants only that this Product is in conformity with this Specification for one year after purchase and shall in no event give any other warranty.
- g. Communication between this Product and others might not be established nor maintained depending on radio environment or operating conditions of this Product and other *Bluetooth*® products.
- h. In order to test for Radio Law certification with a device incorporating this module, the Host Software must be able to put the module into test mode. Please contact TAIYO YUDEN for further details.
- i. This Product operates in the unlicensed ISM band at 2.4GHz. In case this Product is used around the other wireless devices which operate in same frequency band of this Product, there is a possibility that interference may occur between this Product and such other devices. If such interference occurs, please stop the operation of other devices or relocate this Product before using this Product or do not use this Product around the other wireless devices.
- j. Please thoroughly evaluate our module with your products before going mass production.
- k. User Code Modification Notice.
User Code for sample modules or part numbers in this Specification are TAIYO YUDEN standard part numbers. When any modification is made to a module to meet requested specifications, the part number will be changed. Please contact TAIYO YUDEN to confirm whether your part number needs to be modified.

Please see the following examples for cases when part numbers are modified:

- for specific firmware version (our standard item firmware will be upgraded occasionally)
- for other relevant cases (specific or different setting, form, sizes, or display etc..)

TAIYO YUDEN CO., LTD.

EYSGCNZXX, EYSGCNZWY

TAIYO YUDEN CO., LTD.

Control No. HD-AG-A150046	(3/5)	Control name General Items
------------------------------	-------	-------------------------------

l. Alternative components may used to this module. The intended components is used within the warranty written in this document (characteristics, size, operating condition, reliability, public regulation such as radio type approval) and Taiyo Yuden confirmed there are not any problems with the replacement. The traceability of the components is secured each production lot.

m. Caution for Export Control

This Product may be subject to governmental approvals, consents, licenses, authorizations, declarations, filings, and registrations for export or re-export of the Product, required by Japanese Foreign Exchange and Foreign Trade Law (including related laws and regulations) and/or any other country's applicable laws or regulations related to export control.

If you plan to export or re-export this Product, it is strongly recommended that you check and confirm, the necessary procedures to export or re-export of this Product as required by applicable laws and regulations, and if necessary, you have to obtain necessary and appropriate approvals or licenses from governmental authority at your own risk and expense.

n. Japan Regulatory Information

This module is approved with the specific antenna on this module.

a) Please ensure that your product can bear a label with the following information. If the product is so small that it is not practicable to place the label, please place it in the instruction manual and package.

This product installs a radio system which has been approved as a radio station in a low power data communication system based on the Radio Law.

EYSGCN : 001-A06158

o. Canada Regulatory Information

a) This device complies with Industry Canada license-exempt RSS standards. Operation is subject to the following two conditions: (1) this device may not cause interference, and (2) this device must accept any interference, including interference that may cause undesired operation of the device.

L'utilisation de ce dispositif est autorisée seulement aux conditions suivantes: (1) il ne doit pas produire de brouillage et (2) l'utilisateur du dispositif doit être prêt à accepter tout brouillage radioélectrique reçu, même si ce brouillage est susceptible de compromettre le fonctionnement du dispositif.

b) This product is certified as type of the portable device with Industry Canada Rules. To maintain compliance with RF Exposure requirement, please use within specification of this product.

Ce produit est certifié comme type de l'appareil portable avec Industrie Règles de Canada. Pour maintenir l'acquiescement avec exigence Exposition de RF, veuillez utiliser dans spécification de ce produit.

- IC: 4389B-EYSGCN

c) Please notify certified ID by either one of the following method on your product.

Specifiez ID certifiée dans votre produit par une de méthode suivante.

-Contains Transmitter module IC : 4389B-EYSGCN

-Contains IC : 4389B-EYSGCN

TAIYO YUDEN CO., LTD.

EYSGCNZXX, EYSGCNZWY

TAIYO YUDEN CO., LTD.

Control No. HD-AG-A150046	(4/5)	Control name General Items
------------------------------	-------	-------------------------------

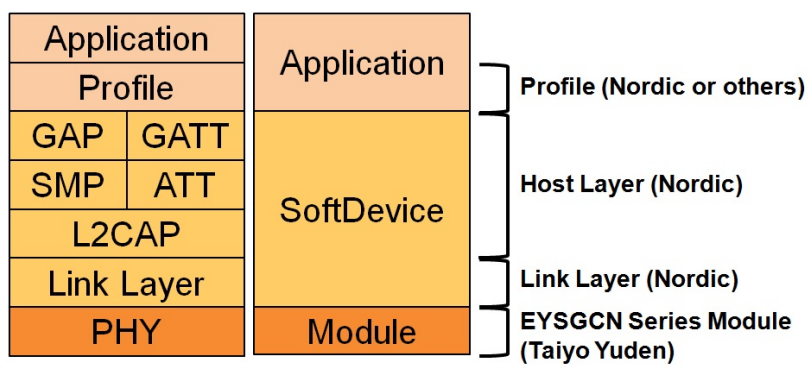
- p. FCC Regulatory Information
- a) This device complies with part 15 of the FCC Rules. Operation is subject to the following two conditions: (1) This device may not cause harmful interference, and (2) this device must accept any interference received, including interference that may cause undesired operation.
 - b) Please notify certified ID by either one of the following method on your product.
-Contains Transmitter Module FCC ID: RYYEYSGCN
-Contains FCC ID: RYYEYSGCN
 - c) CAUTION: changes or modifications not expressly approved by the party responsible for compliance could void the use's authority to operate the equipment.
 - d) This product is certified as type of the portable device with FCC Rules. To maintain compliance with RF Exposure requirement, please use within specification of this product.
 - e) The antenna used for this transmitter must not be co-located or operating in conjunction with any other antenna or transmitter.
- q. CE Regulatory Information
- a) When your end product installs this module, it is required to proceed additional certification processes before placing on the market in EU member states to make your products fully comply with relative EU standards.
 - b) TAIYO YUDEN can provide you the test reports of conducted measurement portion for the radio module. You can utilize the test reports for the certification processes of your end product as it requires radio testing.
- r. This Product is designed for use in products which comply with *Bluetooth*® Specifications (Ver 4.2 LE) ("Bluetooth Specifications"). TAIYO YUDEN disclaims and is not responsible for any liability concerning infringement by this Product under any intellectual property right owned by third party in case the customer uses this Product in any product which does not comply with Bluetooth Specifications (the "non-complying products"). Furthermore, TAIYO YUDEN warrants only that this Product complies with this Specification and does not grant any other warranty including warranty for application of the non-complying products.
- s. Taiyo Yuden writes firmware for fixed SoftDevice (EYSGCNZXX : S110 V8.0.0, EYSGCNZWY : S120 V2.1.0) to this product. Customer writes firmware that is match the customer applications including SoftDevice at the customer's own responsibility.
- t. The Electrical Characteristics defined in this Specification are of the module with above SoftDevice. If other firmware is installed, the characteristics may differ from the defined value in the Electrical Characteristics. Bluetooth qualification and radio type approval may become invalid.
- u. EYSGCN series module is qualified as PHY only with Component category by Bluetooth SIG. The QDID of this module is 72109. The final product needs to get qualification as End product combining with PHY (module), SoftDevice and Profile before selling the product. The combination of Link and Host layer is differ with SoftDevice. Please refer to following combination and consult with your qualification body and BQE.

TAIYO YUDEN CO., LTD.

EYSGCNZXX, EYSGCNZWY

TAIYO YUDEN CO., LTD.

Control No. HD-AG-A150046	(5/5)	Control name General Items
------------------------------	-------	-------------------------------



TAIYO YUDEN CO., LTD.

EYSGCNZXX, EYSGCNZWY

TAIYO YUDEN CO., LTD.

Control No. HD-AM-A150046	(1/1)	Control name Absolute maximum ratings
------------------------------	-------	--

Absolute maximum ratings

Symbol	Parameter	Min.	Max.	Units
VCC_NRF		-0.3	+3.6	V
GND			0	V
VIO		-0.3	VCC_NRF+ 0.3	V
Storage temperature		-40	+85	Deg-C
MSL	Moisture Sensitivity Level	3		
ESD HBM	Human Body Model		1	kV
ESD MM	Machine Model		100	V
Endurance	Flash Memory Endurance	20000		write/erase cycles
Retention	Flash Memory Retention	10 years		At 40 deg-C
Number of times an address can be written between erase cycles			2	times

TAIYO YUDEN CO., LTD.

EYSGCNZXX, EYSGCNZWY

TAIYO YUDEN CO., LTD.

Control No. HD-AE-A150046	(1/7)	Control name Electrical characteristics
------------------------------	-------	--

Electrical characteristics**Recommendation operating range**

Symbol	Parameter		Min.	Typ.	Max.	Units
VCC_NRF	Supply voltage, normal mode		1.8	3.0	3.6	V
VCC_NRF	Supply voltage, normal mode, DC/DC converter output voltage 1.9 V		2.1	3.0	3.6	V
tR_VCC_NRF	Supply rise time (0V to 1.8V)*1				100	ms
TA	Operation temperature	EYSGCNZXX	-40	25	85	Deg-C
		EYSGCNZWY	-25	25	85	Deg-C

*1 The on-chip power-on reset circuitry may not function properly for rise times outside the specified interval. Also after power off, it must start up from below 0.3V. The on-chip power-on reset circuitry may not function properly.

DC Specifications

The Specification applies for Topr.= 25 degrees C, VCC_NRF = 3.0V

Symbol	Parameter (condition)	Min.	Typ.	Max.	Units
VIH	Input high voltage	0.7 VCC_NRF		VCC_NRF	V
VIL	Input low voltage	GND		0.3 VCC_NRF	V
VOH	Output high voltage (std. drive, 0.5 mA)	VCC_NRF-0.3		VCC_NRF	V
VOH	Output high voltage (high-drive, 5 mA)	VCC_NRF-0.3		VCC_NRF	V
VOL	Output low voltage (std. drive, 0.5 mA)	GND		0.3	V
VOL	Output low voltage (high-drive, 5 mA)	GND		0.3	V
RPU	Pull-up resistance	11	13	16	kohm
RPD	Pull-down resistance	11	13	16	kohm
ITX,+4dBm	TX only run current @ POUT =+4 dBm		16		mA
ITX,0dBm	TX only run current @ POUT = 0 dBm		10.5		mA
IRX	RX only run current		13		mA
IOFF	Current in SYSTEM-OFF, no RAM retention		0.6		uA
ION,16k	SYSTEM-ON base current with 16kB RAM enabled		2.6		uA
ION,32k	SYSTEM-ON base current with 32kB RAM enabled		3.8		uA

Note that when you use the RC oscillator, it will increase around 10uA of average power consumption compared to a 32.768kHz crystal.

TAIYO YUDEN CO., LTD.

EYSGCNZXX, EYSGCNZWY

TAIYO YUDEN CO., LTD.

Control No. HD-AE-A150046	(2/7)	Control name Electrical characteristics
------------------------------	-------	--

UART specifications

Symbol	Description	Note	Min.	Typ.	Max.	Units
I_{UART1M}	Run current at max baud rate.			230		μA
I_{UART115k}	Run current at 115200 bps.			220		μA
I_{UART1k2}	Run current at 1200 bps.			210		μA
f_{UART}	Baud rate for UART.		1.2		1000	kbps

EYSGCNZXX, EYSGCNZWY

TAIYO YUDEN CO., LTD.

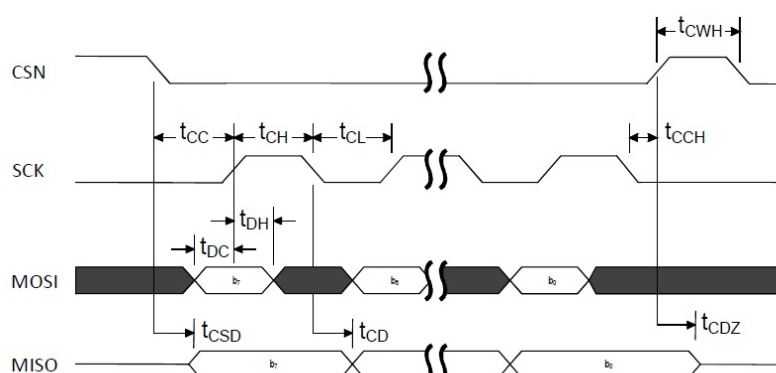
Control No.
HD-AE-A150046

(3/7)

Control name
Electrical characteristics**SPI Slave specifications**

Symbol	Description	Min.	Typ.	Max.	Units
$I_{SPI125K}$	Run current for SPI slave at 125 kbps. ¹		180		μA
I_{SPI2M}	Run current for SPI slave at 2 Mbps. ¹		183		μA
f_{SPI}	Bit rates for SPIS.	0.125		2	Mbps

1. CSN asserted.



SPIS timing diagram, one byte transmission, SPI Mode 0

Symbol	Description	Note	Min.	Typ.	Max.	Units
t_{DC}	Data to SCK setup.		10			ns
t_{DH}	SCK to Data hold.		10			ns
t_{CSD}	CSN to Data valid.	Low power mode. ¹ Constant latency mode. ¹			7100 2100	ns
t_{CD}	SCK to Data Valid.	$C_{LOAD} = 10 \text{ pF}$			97 ²	ns
t_{CL}	SCK Low time.		40			ns
t_{CH}	SCK High time.		40			ns
t_{CC}	CSN to SCK Setup.	Low power mode. ¹ Constant latency mode. ¹	7000 2000			ns
t_{CCH}	Last SCK edge to CSN Hold.		2000			ns
t_{CWH}	CSN Inactive time.		300			ns
t_{CDZ}	CSN to Output High Z.				40	ns
f_{SCK}	SCK frequency.		0.125		2	MHz
t_R, t_F	SCK Rise and Fall time.				100	ns

1. For more information on how to control the sub power modes, see the *nRF51 Series Reference Manual*.

2. Increases/decreases with 1.2 ns/pF load.

TAIYO YUDEN CO., LTD.

EYSGCNZXX, EYSGCNZWY

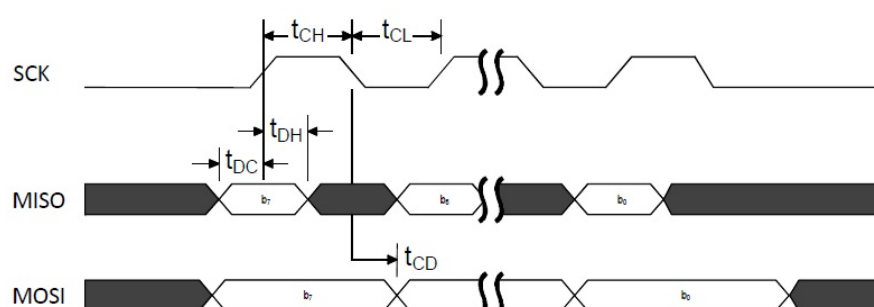
TAIYO YUDEN CO., LTD.

Control No.
HD-AE-A150046

(4/7)

Control name
Electrical characteristics**SPI Master specifications**

Symbol	Description	Min.	Typ.	Max.	Units
$I_{SPI125K}$	Run current for SPI master at 125 kbps.		180		μA
I_{SPI4M}	Run current for SPI master at 4 Mbps.		200		μA
f_{SPI}	Bit rates for SPI.	0.125		4	Mbps



Symbol	Description	Note	Min.	Typ.	Max.	Units
t_{DC}	Data to SCK setup.		10			ns
t_{DH}	SCK to Data hold.		10			ns
t_{CD}	SCK to Data valid.	$C_{LOAD} = 10 \text{ pF}$			97 ¹	ns
t_{CL}	SCK Low time.		40			ns
t_{CH}	SCK High time.		40			ns
f_{SCK}	SCK Frequency.		0.125		4	MHz
t_R, t_F	SCK Rise and Fall time.				100	ns

1. Increases/decreases with 1.2 ns/pF load.

TAIYO YUDEN CO., LTD.

EYSGCNZXX, EYSGCNZWY

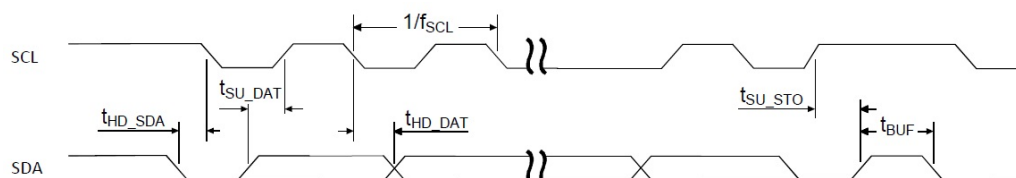
TAIYO YUDEN CO., LTD.

Control No. HD-AE-A150046	(5/7)	Control name Electrical characteristics
------------------------------	-------	--

TWI specifications

Symbol	Description	Note	Min.	Typ.	Max.	Units
I_{2W100K}	Run current for TWI at 100 kbps.			380		μA
I_{2W400K}	Run current for TWI at 400 kbps.			400		μA
f_{2W}	Bit rates for TWI.		100		400	kbps
$t_{TWI,START}$	Time from STARTRX/STARTTX task is given until start condition.	Low power mode. ¹ Constant latency mode. ¹		3 1	4.4	μs

1. For more information on how to control the sub power modes, see the *nRF51 Series Reference Manual*.



Symbol	Description	Standard Min.	Max.	Fast Min.	Max.	Units
f_{SCL}	SCL clock frequency.		100		400	kHz
t_{HD_STA}	Hold time for START and repeated START condition.	5200		1300		ns
t_{SU_DAT}	Data setup time before positive edge on SCL.	300		300		ns
t_{HD_DAT}	Data hold time after negative edge on SCL.	300		300		ns
t_{SU_STO}	Setup time from SCL goes high to STOP condition.	5200		1300		ns
t_{BUF}	Bus free time between STOP and START conditions.	4700		1300		ns

TAIYO YUDEN CO., LTD.

EYSGCNZXX, EYSGCNZWY

TAIYO YUDEN CO., LTD.

Control No. HD-AE-A150046	(6/7)	Control name Electrical characteristics
------------------------------	-------	--

GPIOTE specifications

Symbol	Description	Min.	Typ.	Max.	Units
$I_{\text{GPIOTE,IN}}$	Run current with 1 or more GPIOTE active channels in Input mode.		22		μA
$I_{\text{GPIOTE,OUT}}$	Run current with 1 or more GPIOTE active channels in Output mode.		0.1		μA
$I_{\text{GPIOTE,IDLE}}$	Run current when all channels in Idle mode. PORT event can be generated with a delay of up to t_{1V2} .		0.1		μA

Note: Setting up one or more GPIO DETECT signals to generate PORT EVENT, which can be used either as a wakeup source or to give an interrupt, will not lead to an increase of the current consumption.

RF Specifications

Symbol	Description	Min.	Typ.	Max.	Units
Fop	Operating frequencies	2402		2480	MHz
PLLres	PLL programming resolution		1		MHz
Df	Frequency deviation	+/-225	+/-250	+/-275	kHz
PRF	Maximum output power		4		dBm
PRFC	RF power control range	20	24		dB
PRFCR	RF power accuracy			+/-4	dB
PWHISP	RF power whisper mode		-30		dBm
PBW	20 dB bandwidth for modulated carrier		950	1100	kHz
PRF1	1st Adjacent Channel Transmit Power 1 MHz			-20	dBc
PRF2	2nd Adjacent Channel Transmit Power 2 MHz			-45	dBc
PRXMAX	Maximum received signal strength at < 0.1% PER		0		dBm
PSENS IT	Receiver sensitivity (0.1% BER) Ideal transmitter		-93		dBm
PSENS DT	Receiver sensitivity (0.1% BER) dirty transmitter		-91		dBm

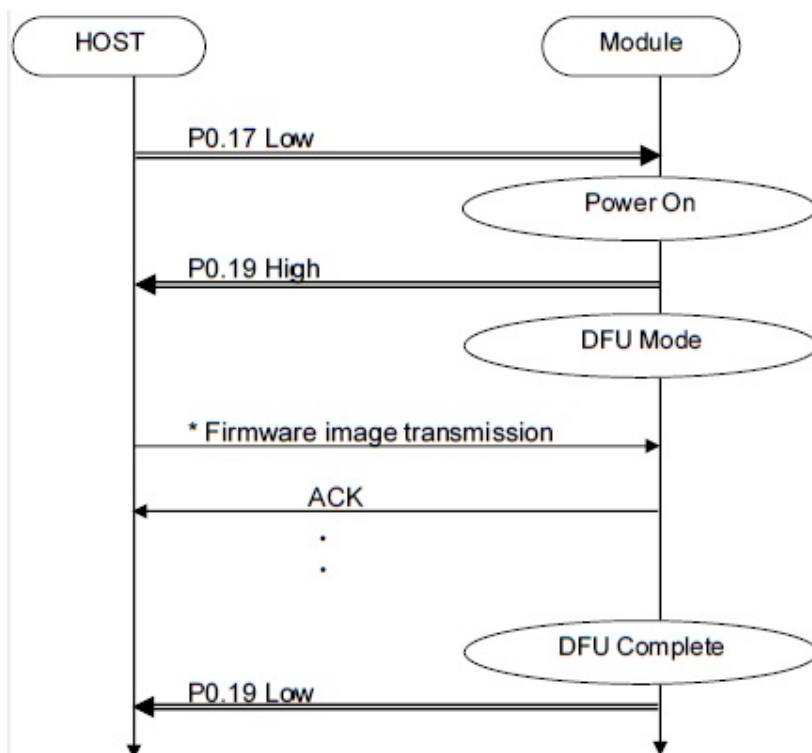
TAIYO YUDEN CO., LTD.

EYSGCNZXX, EYSGCNZWY

TAIYO YUDEN CO., LTD.

Control No.
HD-AE-A150046

(7/7)

Control name
Electrical characteristics**DFU Specifications****UART**

Baud rate : 38400 bps

Data : 8 bit

Parity : none

Stop : 1 bit

Hardware flow control : Enabled

UART PIN :

RX : P0.03

TX : P0.01

CTS : P0.02

RTS : P0.00

* see Nordic Infocenter and nRFgo Studio help

[Nordic Infocenter] <http://infocenter.nordicsemi.com/index.jsp>Software Development Kit > nRF51 SDK > nRF51 SDK v9.0.0 > Examples > BLE DFU Bootloader
> Transport layers > Serial (HCI) packet formatSoftware Development Kit > nRF51 SDK > nRF51 SDK v9.0.0 > Examples > BLE DFU Bootloader
> Creating a DFU bootloader[nRFgo Studio] Download from Nordic web site <http://www.nordicsemi.com>

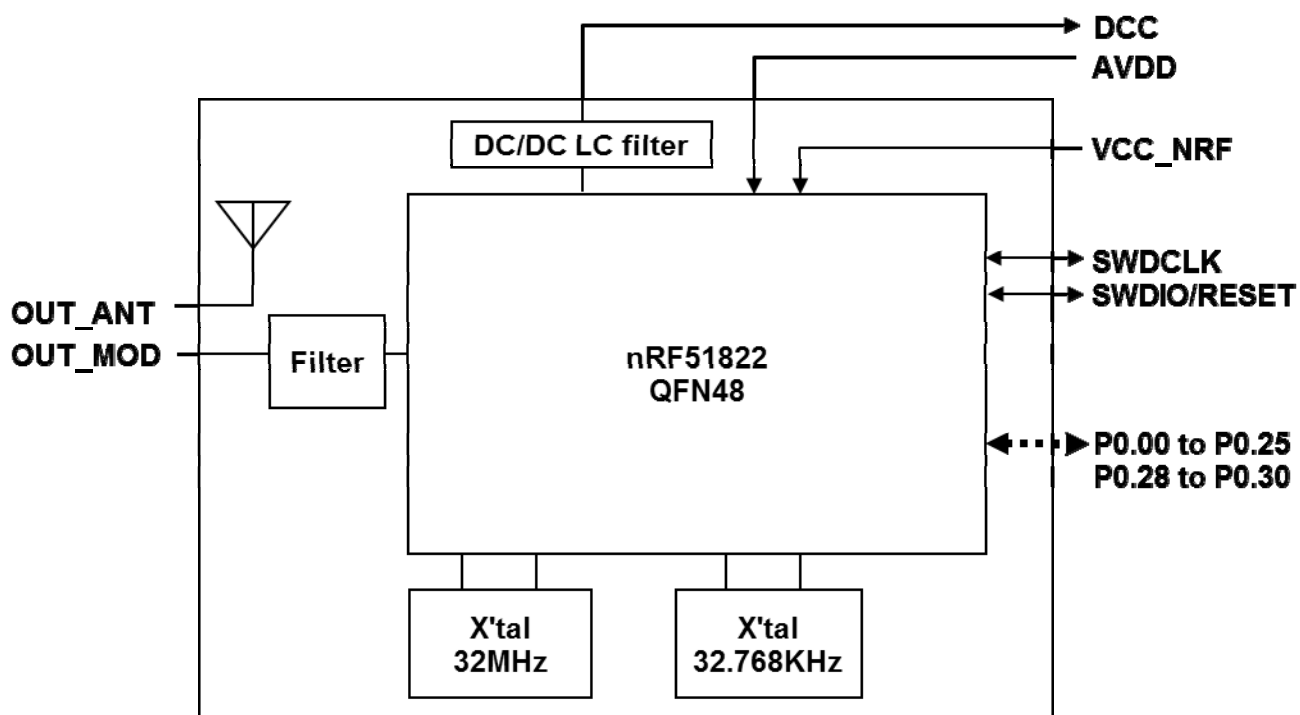
nRFgo Studio help > Program nRF51 devices > Serial Bootloader

TAIYO YUDEN CO., LTD.

EYSGCNZXX, EYSGCNZWY

TAIYO YUDEN CO., LTD.

Control No. HD-MC-A150046	(1/3)	Control name Circuit Schematic
------------------------------	-------	-----------------------------------

Block Diagram

TAIYO YUDEN CO., LTD.

EYSGCNZXX, EYSGCNZWY

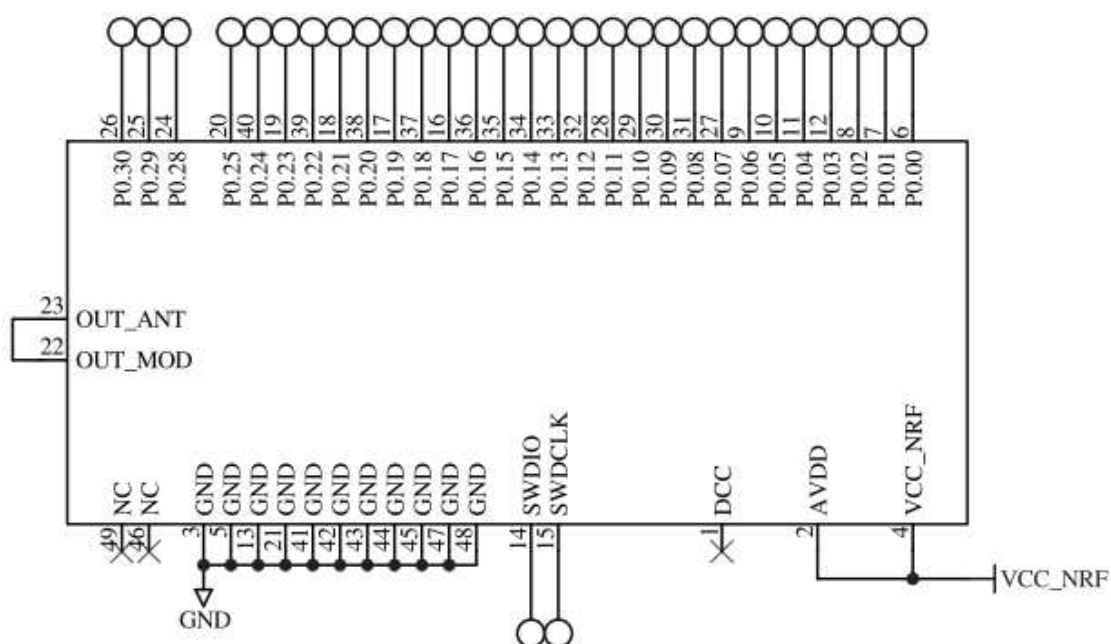
TAIYO YUDEN CO., LTD.

Control No.
HD-MC-A150046

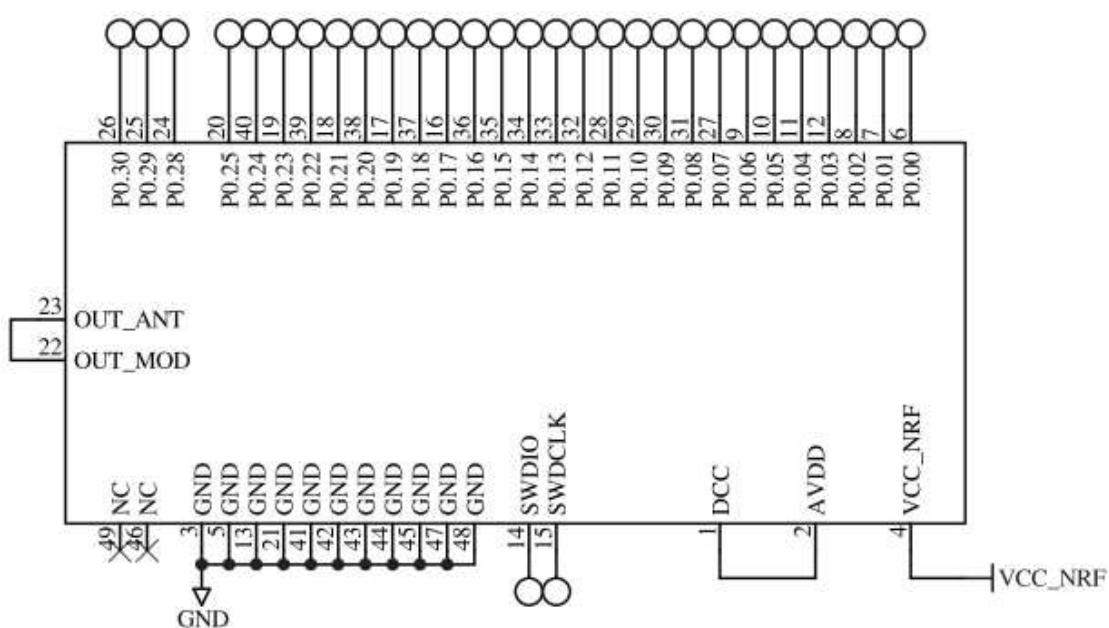
(2/3)

Control name
Circuit Schematic**Sample circuits**

Internal LDO setup



DC/DC converter setup



TAIYO YUDEN CO., LTD.

EYSGCNZXX, EYSGCNZWW

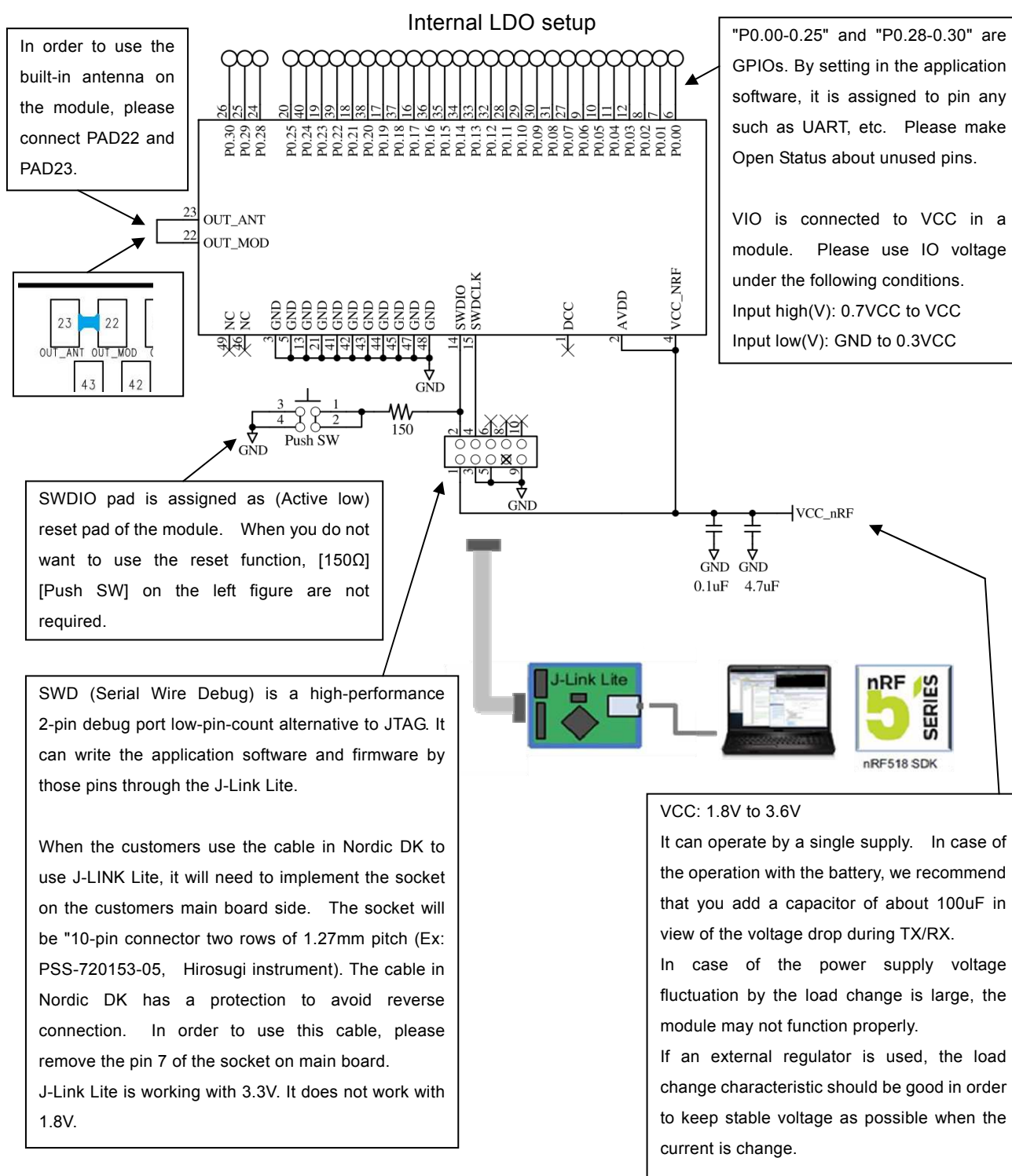
TAIYO YUDEN CO., LTD.

Control No.
HD-MC-A150046

(3/3)

Control name
Circuit Schematic

Reference Circuits

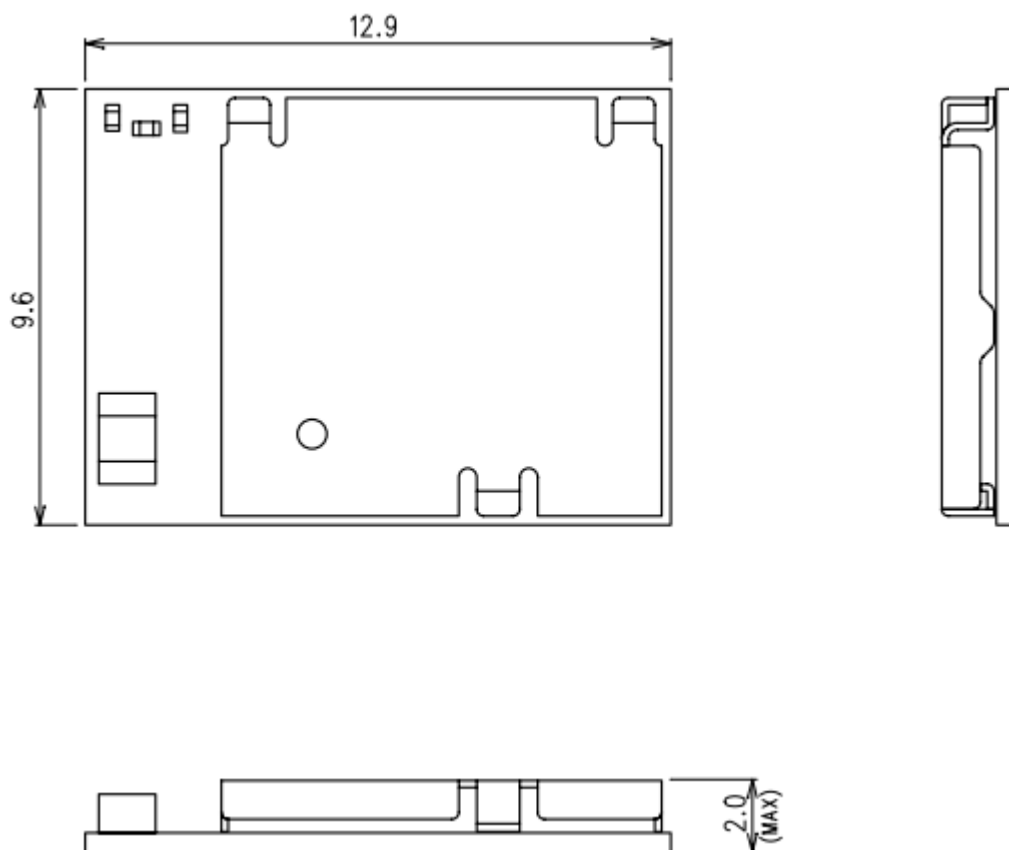


TAIYO YUDEN CO., LTD.

EYSGCNZXX, EYSGCNZWY

TAIYO YUDEN CO., LTD.

Control No. HD-AD-A150046	(1/3)	Control name Outline/Appearance
------------------------------	-------	------------------------------------



Tolerance: +/- 0.2mm

Unit : (mm)

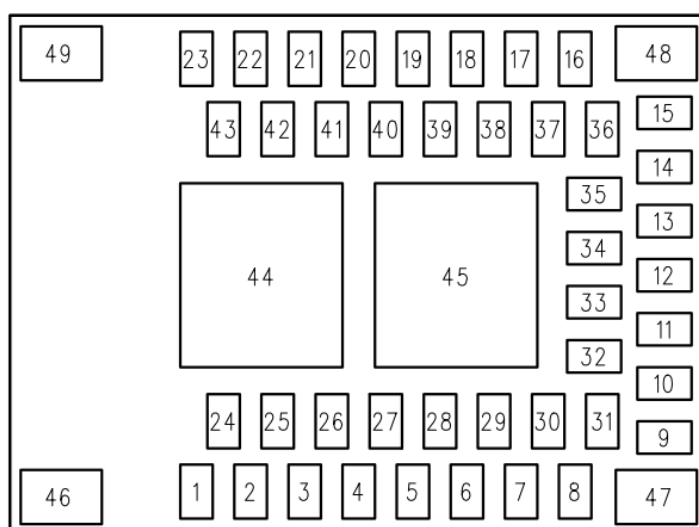
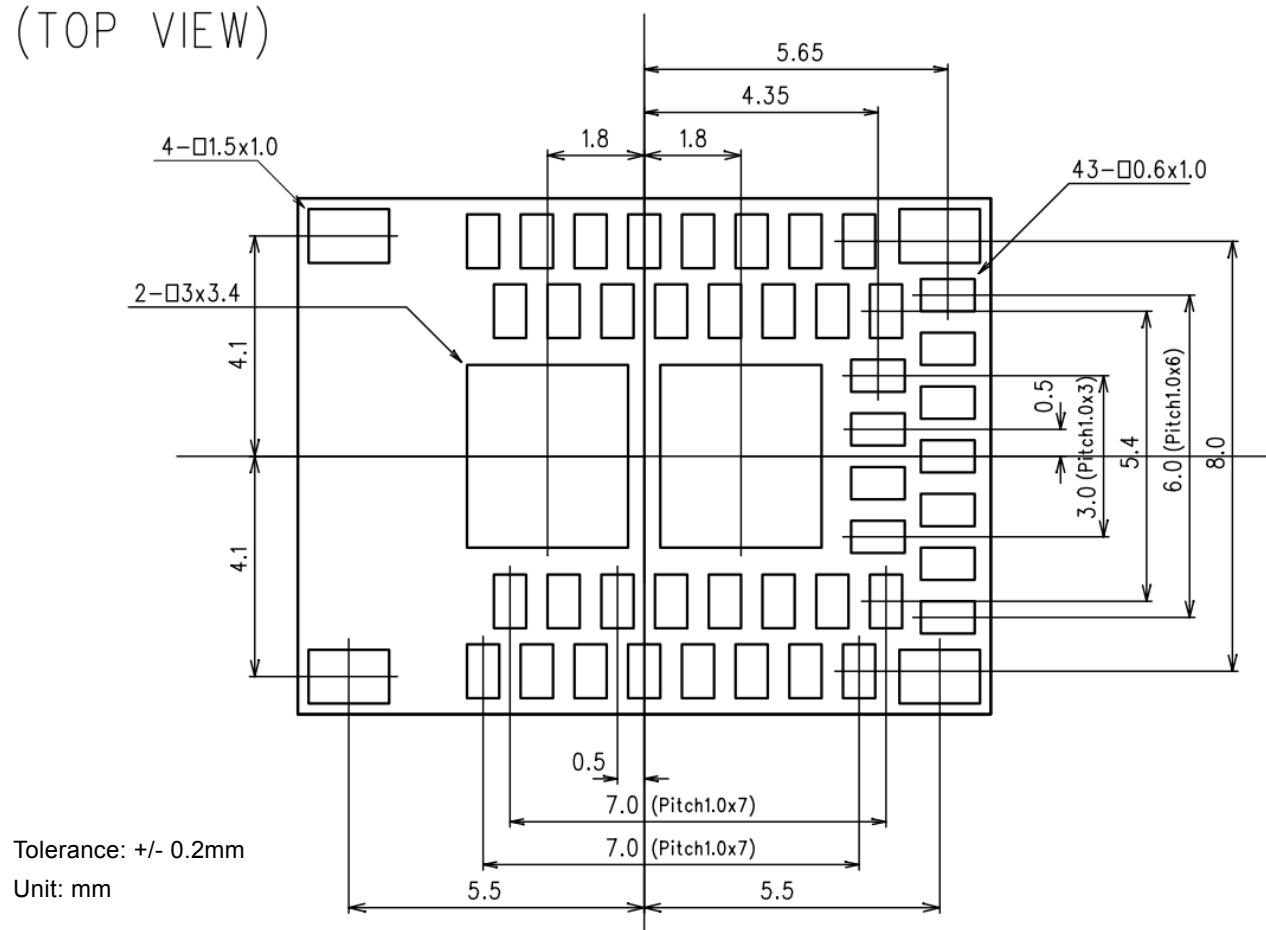
TAIYO YUDEN CO., LTD.

EYSGCNZXX, EYSGCNZWY

TAIYO YUDEN CO., LTD.

Control No. HD-AD-A150046	(2/3)	Control name Outline/Appearance
------------------------------	-------	------------------------------------

(TOP VIEW)



TAIYO YUDEN CO., LTD.

EYSGCNZXX, EYSGCNZWY

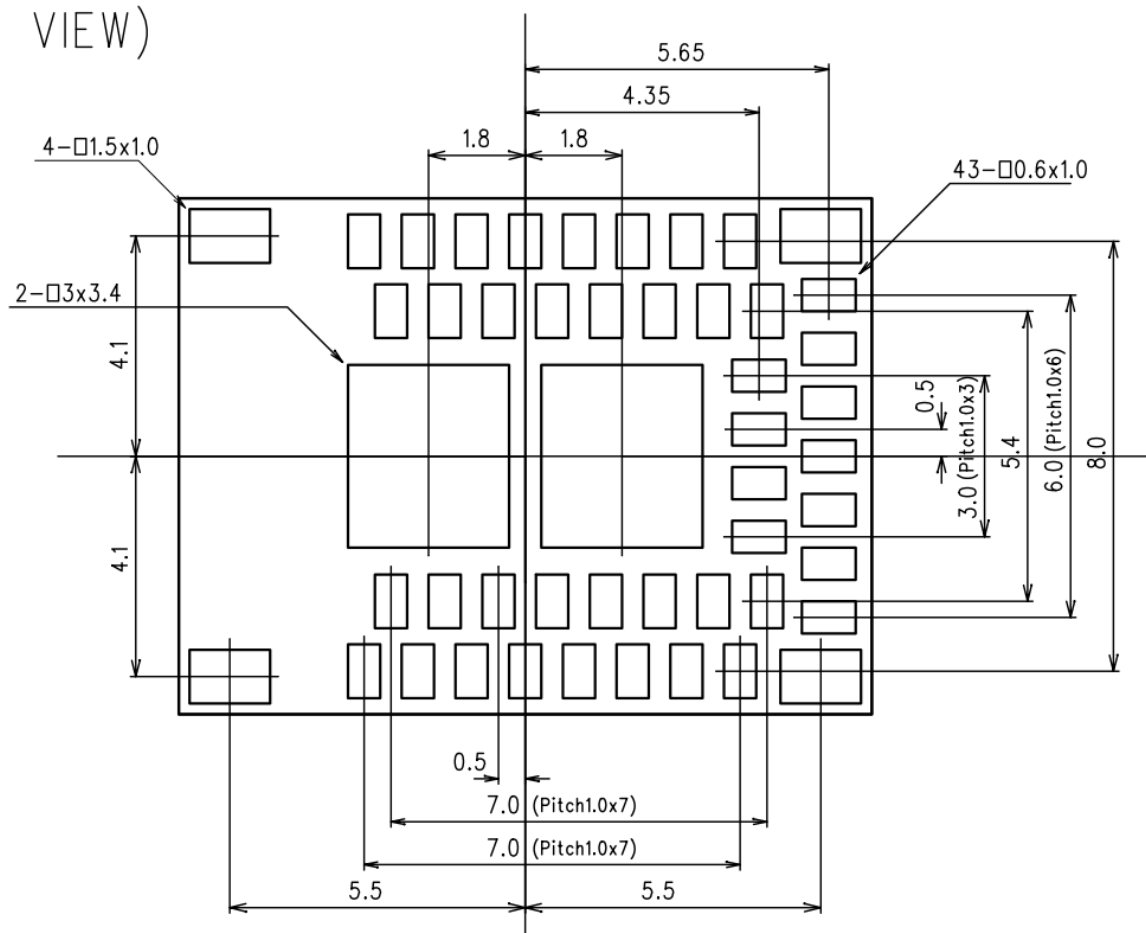
TAIYO YUDEN CO., LTD.

Control No.
HD-AD-A150046

(3/3)

Control name
Outline/Appearance**LAND PATTERN EXAMPLE**

(TOP VIEW)

**Recommended metal mask for solder printing**

Pad size	Mask opening
Signal pad 43 – 0.6 x 1.0 mm	0.5 x 0.9 mm
Corner pad 4 – 1.5 x 1.0 mm	1.0 x 0.7 mm
Center pad 2 – 3.0 x 3.4 mm	2.6 x 3.0 mm

The center of each mask opening is same as the pad center.

The metal mask thickness: $t=0.1\text{mm}$

The solder volume should be same by changing the mask opening if different metal mask thickness is used.

TAIYO YUDEN CO., LTD.

EYSGCNZXX, EYSGCNZWY

TAIYO YUDEN CO., LTD.

Control No. HD-BA-A150046	(1/2)	Control name Pin Layout
------------------------------	-------	----------------------------

Pin Descriptions

Pin	Pin name	Pin function	Description
1	DCC	Power	DC/DC output (built-in LC for DC/DC)
2	AVDD	Power	Analog Power supply
3	GND	Ground	Ground (0 V)
4	VCC_NRF	Power	Power supply
5	GND	Ground	Ground (0 V)
6	P0.00 AREF0	Digital I/O Analog input	General purpose I/O pin ADC Reference voltage
7	P0.01 AIN2	Digital I/O Analog input	General purpose I/O pin ADC input 2
8	P0.02 AIN3	Digital I/O Analog input	General purpose I/O pin ADC input 3
9	P0.06 AIN7 AREF1	Digital I/O Analog input Analog input	General purpose I/O pin ADC input 7 ADC Reference voltage
10	P0.05 AIN6	Digital I/O Analog input	General purpose I/O pin ADC input 6
11	P0.04 AIN5	Digital I/O Analog input	General purpose I/O pin ADC input 5
12	P0.03 AIN4	Digital I/O Analog input	General purpose I/O pin ADC input 4
13	GND	Ground	Ground (0 V)
14	SWDIO	Digital I/O	System reset (active low). Also HW debug and flash programming I/O
15	SWDCLK	Digital input	HW debug and flash programming I/O
16	P0.17	Digital I/O	General purpose I/O pin
17	P0.19	Digital I/O	General purpose I/O pin
18	P0.21	Digital I/O	General purpose I/O pin
19	P0.23	Digital I/O	General purpose I/O pin
20	P0.25	Digital I/O	General purpose I/O pin
21	GND	Ground	Ground (0 V)
22	OUT_MOD	RF In/Out	RF I/O pin. It should be connected to Pin 23 OUT_ANT for normal operation.

TAIYO YUDEN CO., LTD.

EYSGCNZXX, EYSGCNZWY

TAIYO YUDEN CO., LTD.

Control No. HD-BA-A150046	(2/2)	Control name Pin Layout
------------------------------	-------	----------------------------

Pin	Pin name	Pin function	Description
23	OUT_ANT	Antenna In/Out	Internal antenna. It should be connected to Pin 22 OUT_MOD for normal operation.
24	P0.28	Digital I/O	General purpose I/O pin
25	P0.29	Digital I/O	General purpose I/O pin
26	P0.30	Digital I/O	General purpose I/O pin
27	P0.07	Digital I/O	General purpose I/O pin
28	P0.11	Digital I/O	General purpose I/O pin
29	P0.10	Digital I/O	General purpose I/O pin
30	P0.09	Digital I/O	General purpose I/O pin
31	P0.08	Digital I/O	General purpose I/O pin
32	P0.12	Digital I/O	General purpose I/O pin
33	P0.13	Digital I/O	General purpose I/O pin
34	P0.14	Digital I/O	General purpose I/O pin
35	P0.15	Digital I/O	General purpose I/O pin
36	P0.16	Digital I/O	General purpose I/O pin
37	P0.18	Digital I/O	General purpose I/O pin
38	P0.20	Digital I/O	General purpose I/O pin
39	P0.22	Digital I/O	General purpose I/O pin
40	P0.24	Digital I/O	General purpose I/O pin
41 to 45	GND	Ground	Ground (0 V)
46	NC	Not Connected	Isolated pad on PCB for mechanical stability
47 to 48	GND	Ground	Ground (0 V)
49	NC	Not Connected	Isolated pad on PCB for mechanical stability

TAIYO YUDEN CO., LTD.

EYSGCNZXX, EYSGCNZWW

TAIYO YUDEN CO., LTD.

Control No. HQ-BA-537	Control name Handling Precaution
--------------------------	-------------------------------------

This specification describes desire and conditions especially for mounting.

Desire/Conditions

(1) Environment conditions for use and storage

1. Store the components in an environment of < **40deg-C/90%RH** if they are in a moisture barrier bag packed by TAIYO YUDEN.
2. Keep the factory ambient conditions at < **30deg-C/60%RH**.
3. Store the components in an environment of < **25±5deg-C/10%RH** after the bag is opened.
(The condition is also applied to a stay in the manufacture process).

(2) Conditions for handling of products

Make sure all of the moisture barrier bags have no holes, cracks or damages at receiving. If an abnormality is found on the bag, its moisture level must be checked in accordance with 2 in (2).

Refer to the label on the bag.

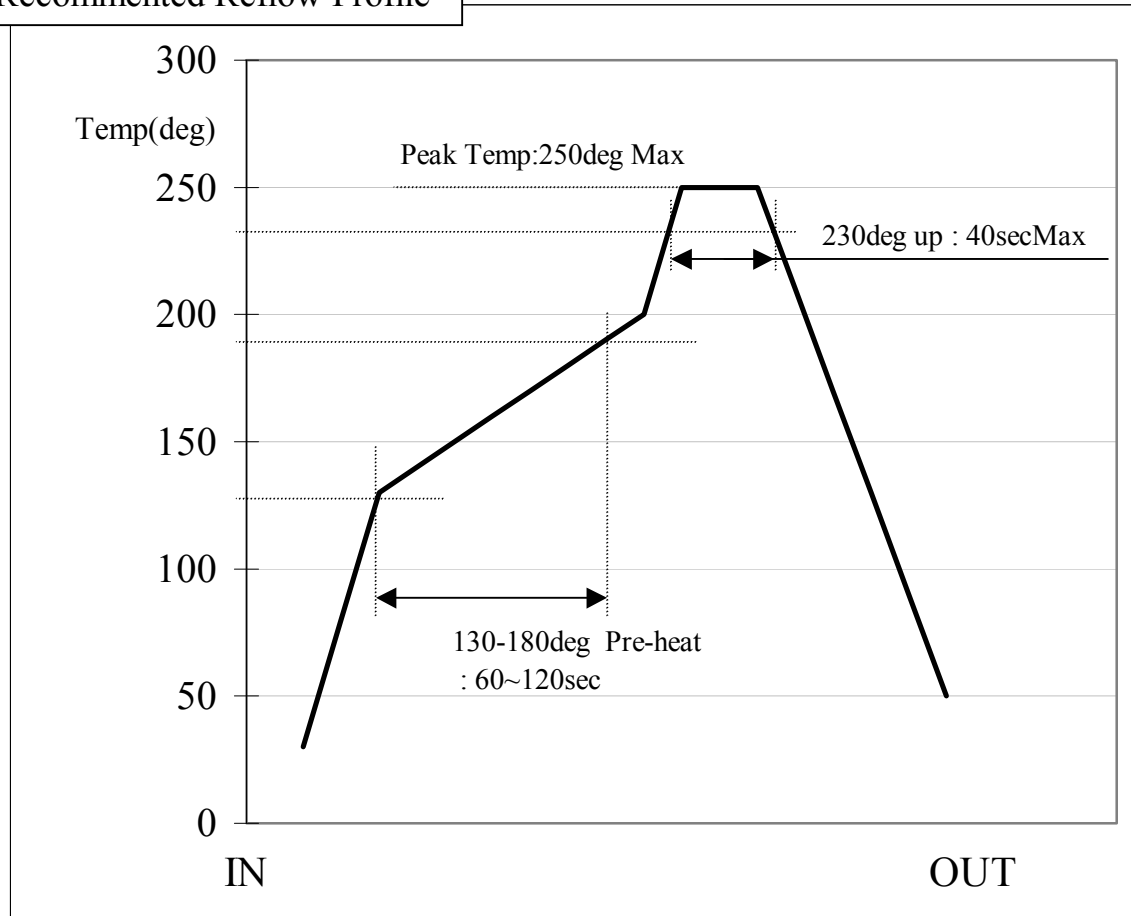
1. All of the surface mounting process (reflow process) must be completed **in 12 months** from the bag sea date.
2. Make sure humidity in the bag is less than **10%RH** immediately after open, using a humidity indicator card sealed with the components.
3. **All** of the surface mounting process (reflow process including rework process) must be completed in **168 hours** after the bag is opened (inclusive of any other processes).
4. If any conditions in (1) or condition 2 and 3 in (2) are not met, bake the components in accordance with the conditions at **125deg-C 24hours**
5. As a rule, baking the components in accordance with conditions 4 in (2) shall be once.
6. Since semi-conductors are inside of the components, they must be free from static electricity while handled.(<100V) Use ESD protective floor mats, wrist straps, ESD protective footwear, air ionizers etc. , if necessary.
7. Please make sure that there are lessen mechanical vibration and shock for this module, and do not drop it.
8. Please recognize pads of back side at surface mount.
9. Washing the module is not recommended. If washing cannot be avoided, please test module functionality and performance after thoroughly drying the module.
We cannot be held responsible for any failure due washing the module.
10. Please perform temperature conditions of module at reflow within the limits of the following.
Please give the number of times of reflow as a maximum of 2 times.

TAIYO YUDEN CO., LTD.

EYSGCNZXX, EYSGCNZWY

TAIYO YUDEN CO., LTD.

Control No. HQ-BA-537	(2/2)	Control name Handling Precaution
--------------------------	-------	-------------------------------------

Recommended Reflow Profile

TAIYO YUDEN CO., LTD.