



Chipsmall Limited consists of a professional team with an average of over 10 year of expertise in the distribution of electronic components. Based in Hongkong, we have already established firm and mutual-benefit business relationships with customers from,Europe,America and south Asia,supplying obsolete and hard-to-find components to meet their specific needs.

With the principle of “Quality Parts,Customers Priority,Honest Operation,and Considerate Service”,our business mainly focus on the distribution of electronic components. Line cards we deal with include Microchip,ALPS,ROHM,Xilinx,Pulse,ON,Everlight and Freescale. Main products comprise IC,Modules,Potentiometer,IC Socket,Relay,Connector.Our parts cover such applications as commercial,industrial, and automotives areas.

We are looking forward to setting up business relationship with you and hope to provide you with the best service and solution. Let us make a better world for our industry!



Contact us

Tel: +86-755-8981 8866 Fax: +86-755-8427 6832

Email & Skype: info@chipsmall.com Web: www.chipsmall.com

Address: A1208, Overseas Decoration Building, #122 Zhenhua RD., Futian, Shenzhen, China




ANGELINA-W

~50° wide beam

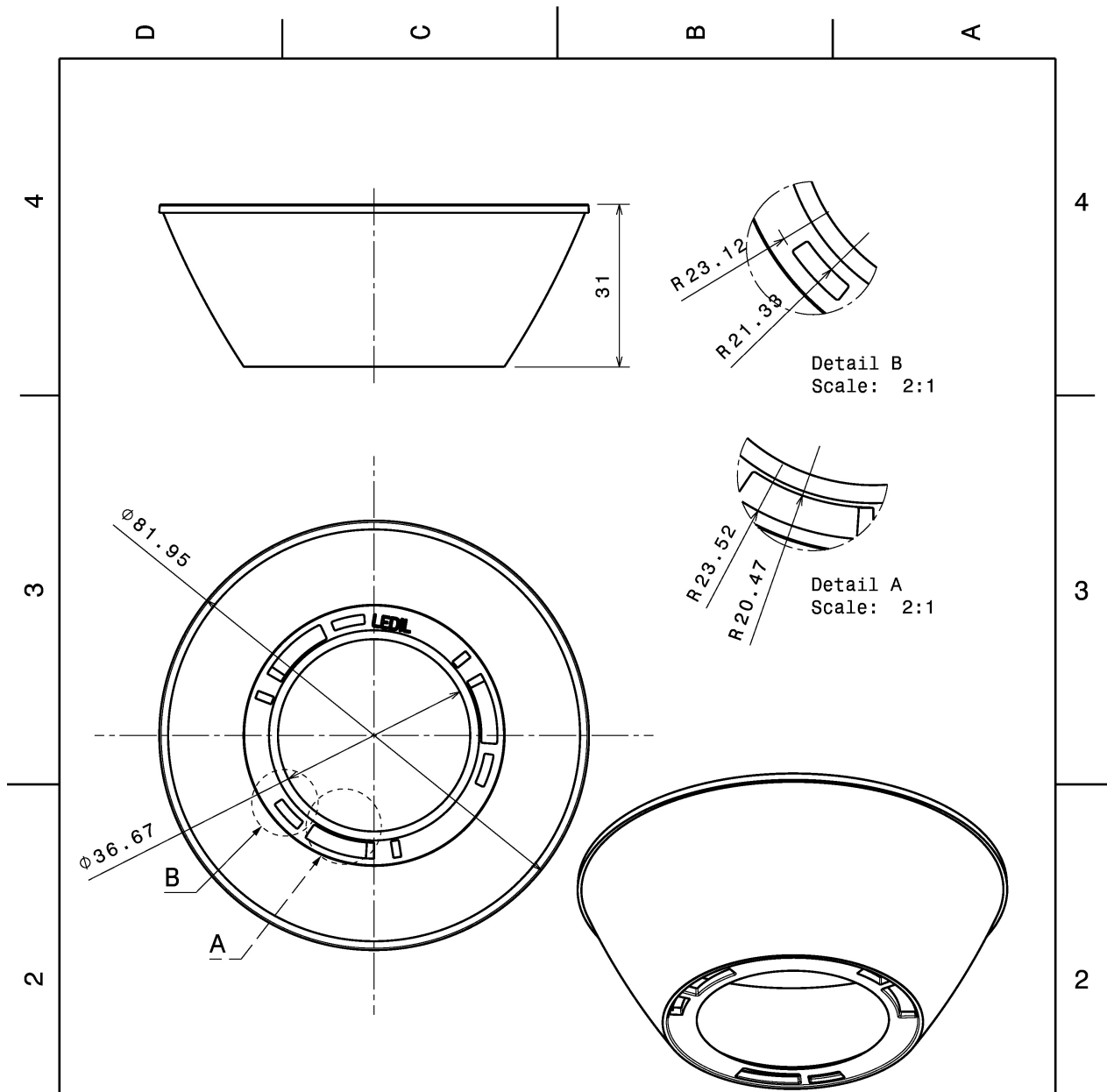
TECHNICAL SPECIFICATIONS:

Dimensions	Ø 82.0 mm
Height	31 mm
Fastening	socket
Colour	metal
Box size	480 x 280 x 300 mm
Box weight	11.3 kg
Quantity in Box	900 pcs
ROHS compliant	yes ⓘ



MATERIAL SPECIFICATIONS:

Component	Type	Material	Colour	Coating
ANGELINA-W	Reflector	PC	metal	HMDS



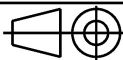
INDEX	PART NO	DESCRIPTION	MATERIAL	COLOUR
1		ANGELINA	PC	metal

Tolerances if not otherwise shown
According to DIN ISO 2768-1
Linear measures:
Up to 30mm class M, otherwise class C.
According to DIN ISO 2768-2
Form and position: class L



Ledil Oy
Salorankatu 10
FIN 24240 SALO
Finland

THIRD ANGLE PROJECTION:



DRAWING TITLE

ANGELINA series Reflector

This drawing is the property of LEDiL Oy. It may not be reproduced, copied or communicated without a written agreement with LEDiL Oy."

SIZE PART NUMBER

A4


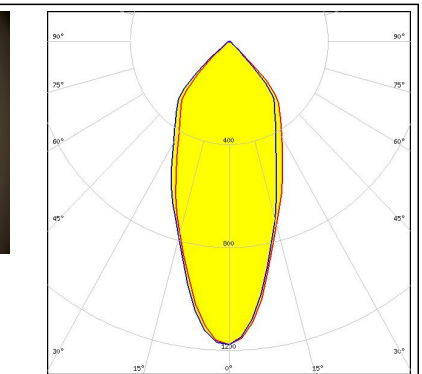

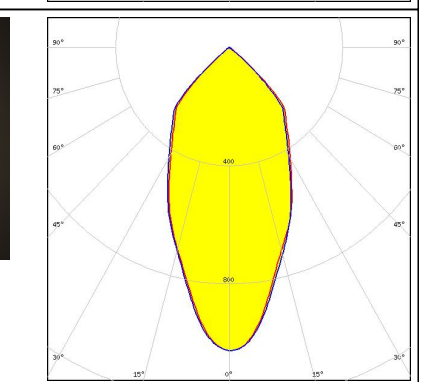


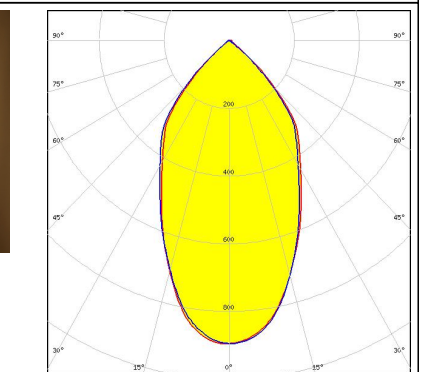
-

SCALE 1:1 WEIGHT


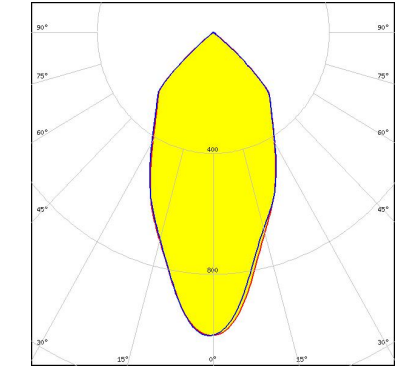

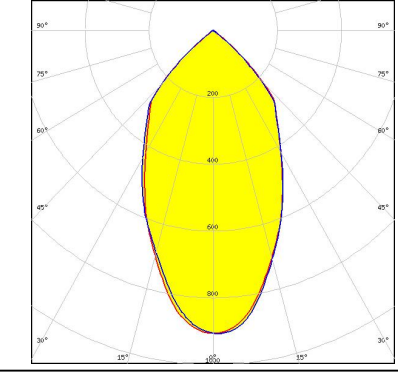

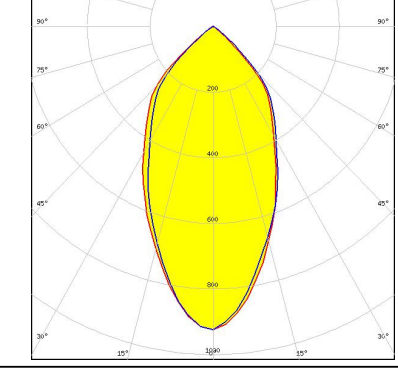

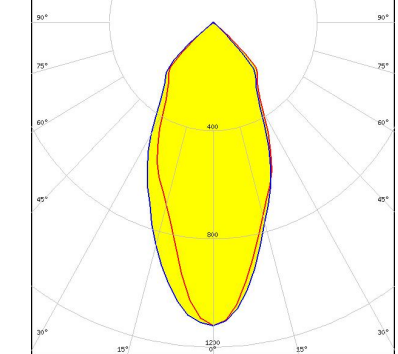
-

SHEET 1/1


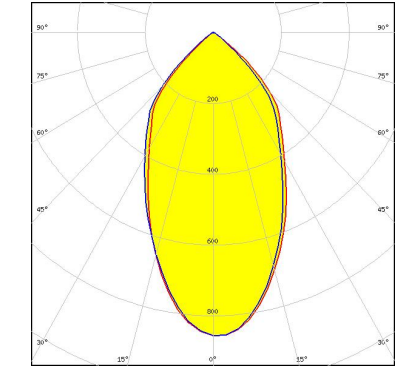

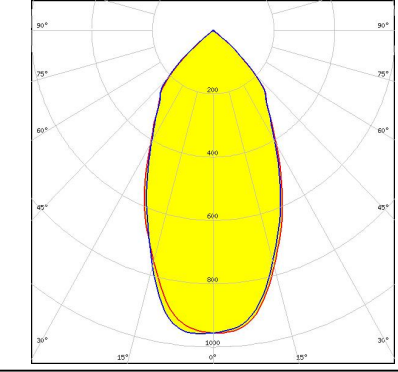

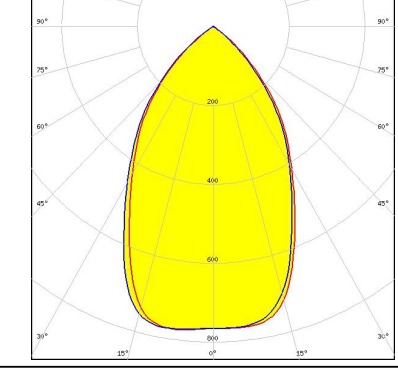

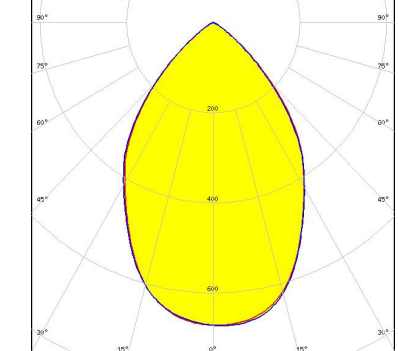
PHOTOMETRIC DATA (MEASURED):

<p>bridgelux.</p> <p>LED BXRA ES Rectangle</p> <p>FWHM 43.0°</p> <p>Efficiency 93 %</p> <p>Peak intensity 1.210 cd/lm</p> <p>Required components: IDEAL: 50-2100BL + 50-2100AN</p>		
<p>bridgelux.</p> <p>LED V13 Gen7</p> <p>FWHM 50.0°</p> <p>Efficiency 92 %</p> <p>Peak intensity 1.000 cd/lm</p> <p>Required components: TE: 2213254-2 + OPTIC CLIP Z50 TYPE1 2213194-1</p>		
<p>bridgelux.</p> <p>LED V15 Gen6</p> <p>FWHM 51.0°</p> <p>Efficiency 93 %</p> <p>Peak intensity 1.100 cd/lm</p> <p>Required components: C13658_CLAMP-VERO13-18 Bender Wirth: 456 Typ L2</p>		
<p>bridgelux.</p> <p>LED V22 Gen6</p> <p>FWHM 57.0°</p> <p>Efficiency 92 %</p> <p>Peak intensity 0.900 cd/lm</p> <p>Required components: IDEAL: 50-2204-CT + 50-2100AN</p>		

PHOTOMETRIC DATA (MEASURED):

<p>bridgelux.</p> <p>LED Vero SE 13</p> <p>FWHM 51.0°</p> <p>Efficiency 93 %</p> <p>Peak intensity 1.000 cd/lm</p> <p>Required components:</p> <p> C16402_CLAMP-VEROSE-13-18</p>		
<p>bridgelux.</p> <p>LED Vero SE 18</p> <p>FWHM 57.0°</p> <p>Efficiency 93 %</p> <p>Peak intensity 0.910 cd/lm</p> <p>Required components:</p> <p> C16402_CLAMP-VEROSE-13-18</p>		
<p>bridgelux.</p> <p>LED VERO13</p> <p>FWHM 53.0°</p> <p>Efficiency 89 %</p> <p>Peak intensity 0.930 cd/lm</p> <p>Required components:</p> <p> C13658_CLAMP-VERO13-18</p> <p> F13671_ANGE-RZ-LENS</p>		
<p>bridgelux.</p> <p>LED VERO13</p> <p>FWHM 49.0°</p> <p>Efficiency 92 %</p> <p>Peak intensity 1.100 cd/lm</p> <p>Required components:</p> <p> C13658_CLAMP-VERO13-18</p>		

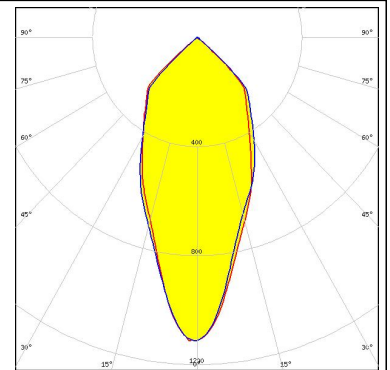
PHOTOMETRIC DATA (MEASURED):

<p>bridgelux.</p> <p>LED VERO18</p> <p>FWHM 56.0°</p> <p>Efficiency 90 %</p> <p>Peak intensity 0.860 cd/lm</p> <p>Required components:</p> <p>C13658_CLAMP-VERO13-18</p> <p>F13671_ANGE-RZ-LENS</p>		
<p>bridgelux.</p> <p>LED VERO18</p> <p>FWHM 55.0°</p> <p>Efficiency 92 %</p> <p>Peak intensity 1.000 cd/lm</p> <p>Required components:</p> <p>C13658_CLAMP-VERO13-18</p>		
<p>bridgelux.</p> <p>LED VERO29</p> <p>FWHM 64.0°</p> <p>Efficiency 89 %</p> <p>Peak intensity 0.800 cd/lm</p> <p>Required components:</p> <p>C13584_CLAMP-VERO29</p>		
<p>bridgelux.</p> <p>LED VERO29</p> <p>FWHM 73.0°</p> <p>Efficiency 88 %</p> <p>Peak intensity 0.670 cd/lm</p> <p>Required components:</p> <p>C13584_CLAMP-VERO29</p> <p>F13671_ANGE-RZ-LENS</p>		

PHOTOMETRIC DATA (MEASURED):

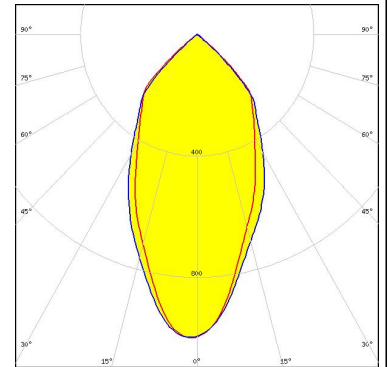

CITIZEN

LED CLL02x/CLU02x (LES10)
FWHM 45.0°
Efficiency 93 %
Peak intensity 1.100 cd/lm
Required components:
C13658_CLAMP-VERO13-18
Bender Wirth: 434 Typ L1



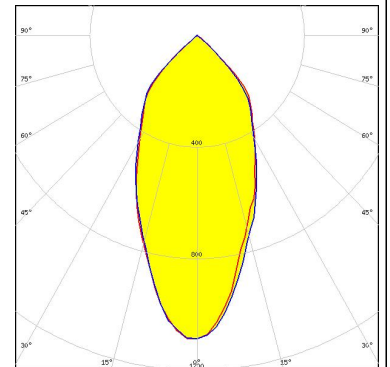

CITIZEN

LED CLL03x/CLU03x
FWHM 52.0°
Efficiency 92 %
Peak intensity 1.000 cd/lm
Required components:
C13658_CLAMP-VERO13-18
Bender Wirth: 433 Typ L1



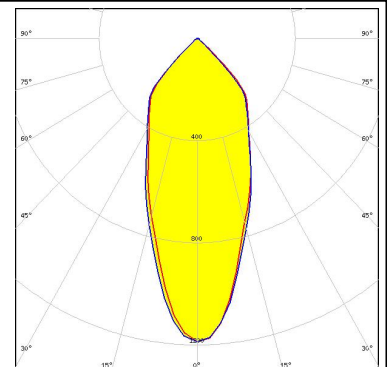

CITIZEN

LED CLL03x/CLU03x
FWHM 48.0°
Efficiency 94 %
Peak intensity 1.090 cd/lm
Required components:
TE: 2213254-2 + OPTIC CLIP Z50 TYPE1 2213194-1



CITIZEN

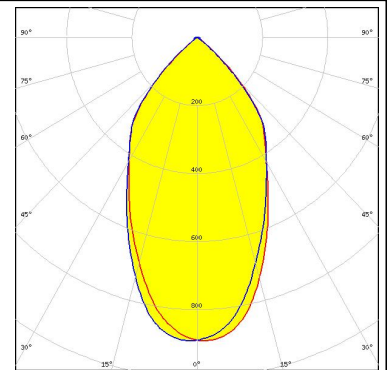

LED CLL03x/CLU03x
FWHM 43.0°
Efficiency 93 %
Peak intensity 1.190 cd/lm
Required components:
IDEAL: 50-2103CT + 50-2100AN



PHOTOMETRIC DATA (MEASURED):

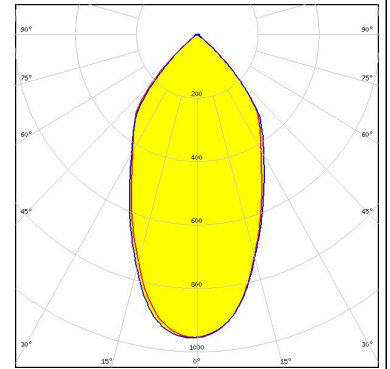

CITIZEN

LED CLL04x/CLU04x
 FWHM 43.0°
 Efficiency 91 %
 Peak intensity 1.100 cd/lm
 Required components:
 IDEAL: 50-2204-CT + 50-2100AN



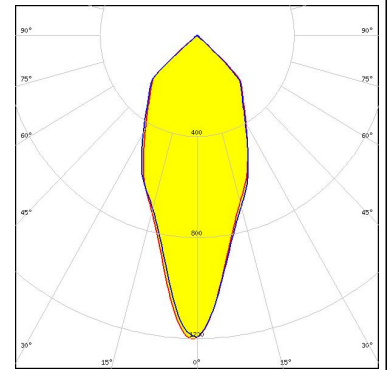
CITIZEN

LED CLL04x/CLU04x
 FWHM 54.0°
 Efficiency 92 %
 Peak intensity 0.960 cd/lm
 Required components:
 C13584_CLAMP-VERO29
 Bender Wirth: 431 Typ L3



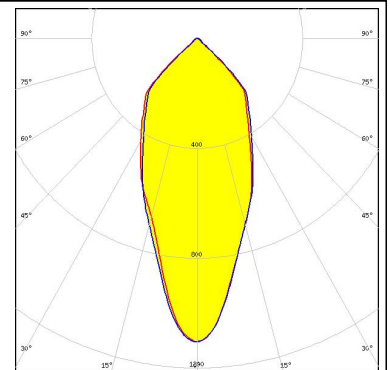

CITIZEN

LED CLU700/701
 FWHM 42.0°
 Efficiency 92 %
 Peak intensity 1.200 cd/lm
 Required components:
 C13658_CLAMP-VERO13-18
 Bender Wirth: 434 Typ L1



CITIZEN

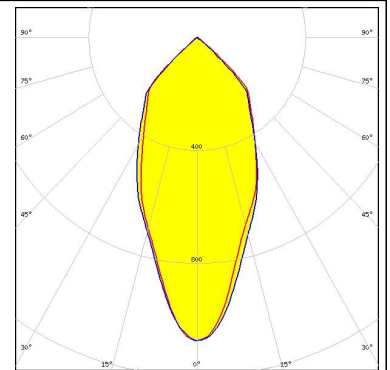
LED CLU720/721
 FWHM 45.0°
 Efficiency 94 %
 Peak intensity 1.100 cd/lm
 Required components:
 TE: 2213254-2 + OPTIC CLIP Z50 TYPE1 2213194-1



PHOTOMETRIC DATA (MEASURED):

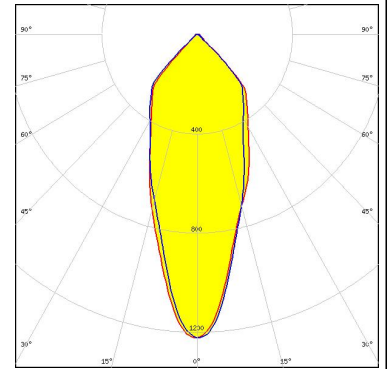
CITIZEN

LED CLU720/721
FWHM 48.0°
Efficiency 92 %
Peak intensity 1.700 cd/lm
Required components:
C13658_CLAMP-VERO13-18



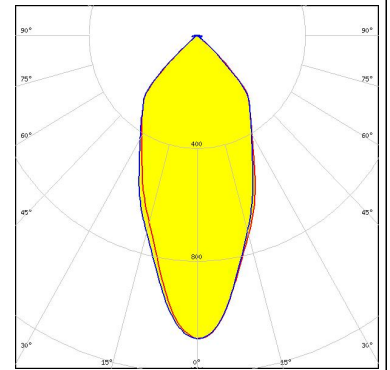

CITIZEN

LED CLU720/721
FWHM 38.0°
Efficiency 93 %
Peak intensity 1.200 cd/lm
Required components:
IDEAL: 50-2103CT + 50-2100AN



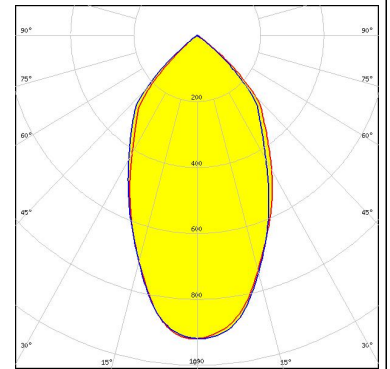

CITIZEN

LED CLU730/731
FWHM 56.0°
Efficiency 91 %
Peak intensity 1.100 cd/lm
Required components:
IDEAL: 50-2204-CT + 50-2100AN



CREE 

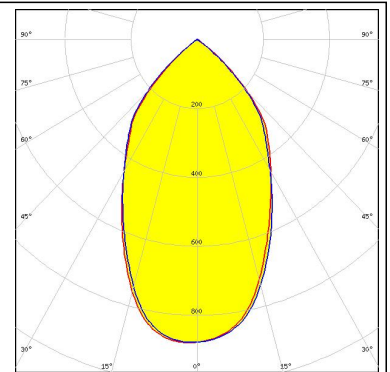
LED CMA2550
FWHM 57.0°
Efficiency 94 %
Peak intensity 0.920 cd/lm
Required components:
C14036_CLAMP_CXA25-30



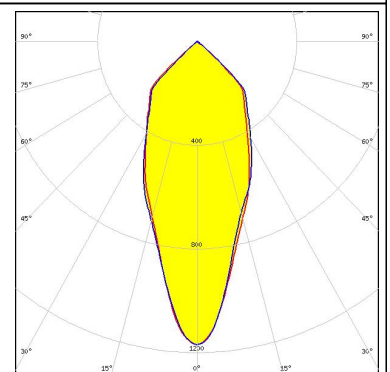

PHOTOMETRIC DATA (MEASURED):



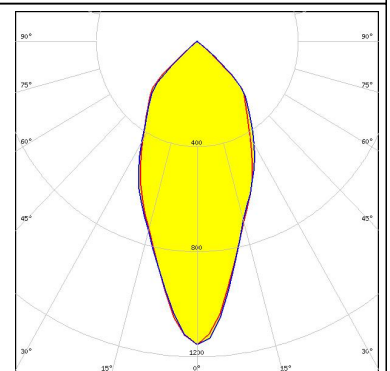

LED CMA3090
 FWHM 60.0°
 Efficiency 95 %
 Peak intensity 0.800 cd/lm
 Required components:
 C14036_CLAMP_CXA25-30



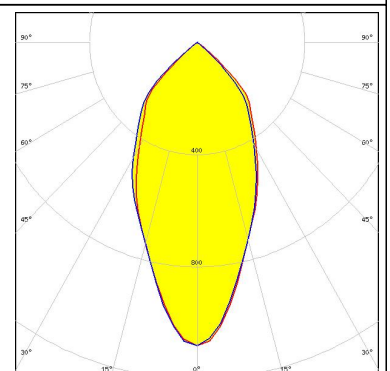

LED CXA/B 15xx
 FWHM 42.0°
 Efficiency 93 %
 Peak intensity 1.200 cd/lm
 Required components:
 C13658_CLAMP-VERO13-18
 Bender Wirth: 441 Typ L1



LED CXA/B 15xx
 FWHM 46.0°
 Efficiency 93 %
 Peak intensity 1.200 cd/lm
 Required components:
 C14123_CLAMP-CXA15-18



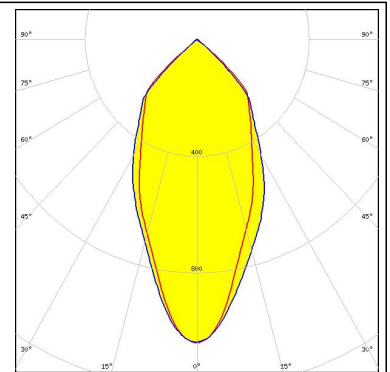

LED CXA/B 1816 & CXA/B 1820 & CXA 1850
 FWHM 50.0°
 Efficiency 94 %
 Peak intensity 1.100 cd/lm
 Required components:
 C14123_CLAMP-CXA15-18



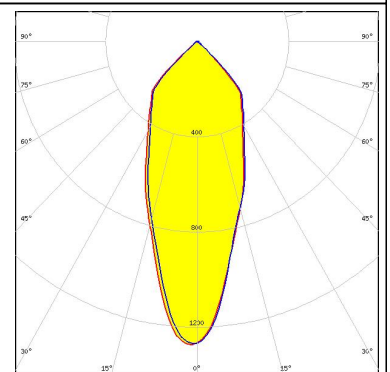

PHOTOMETRIC DATA (MEASURED):



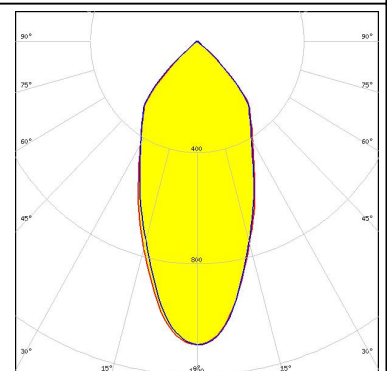

LED CXA/B 1816 & CXA/B 1820 & CXA 1850
 FWHM 50.0°
 Efficiency 92 %
 Peak intensity 1.000 cd/lm
 Required components:
 C13658_CLAMP-VERO13-18
 Bender Wirth: 437 Typ L1



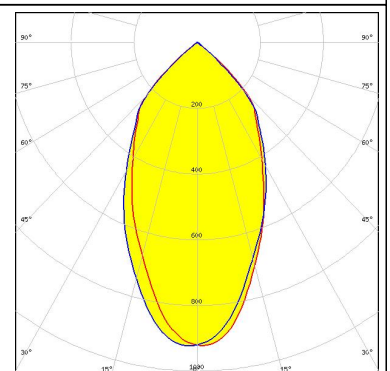

LED CXA/B 1816 & CXA/B 1820 & CXA 1850
 FWHM 39.0°
 Efficiency 94 %
 Peak intensity 1.280 cd/lm
 Required components:
 IDEAL: 50-2101CR + 50-2100AN



LED CXA/B 25xx
 FWHM 47.0°
 Efficiency 94 %
 Peak intensity 1.090 cd/lm
 Required components:
 IDEAL: 50-2102CR + 50-2100AN



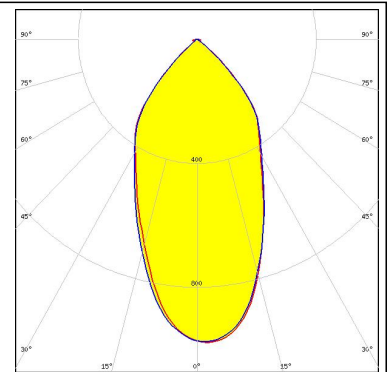

LED CXA/B 25xx
 FWHM 56.0°
 Efficiency 93 %
 Peak intensity 0.900 cd/lm
 Required components:
 C14036_CLAMP_CXA25-30



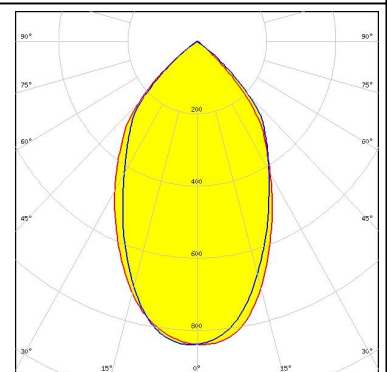

PHOTOMETRIC DATA (MEASURED):



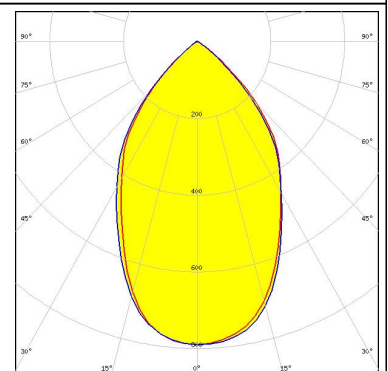

LED CXA/B 30xx
 FWHM 52.0°
 Efficiency 93 %
 Peak intensity 0.980 cd/lm
 Required components:
 IDEAL: 50-2234C + 50-2100AN




LED CXA/B 30xx
 FWHM 61.0°
 Efficiency 92 %
 Peak intensity 0.840 cd/lm
 Required components:
 C14036_CLAMP_CXA25-30



LED CXA/B 3590
 FWHM 66.0°
 Efficiency 93 %
 Peak intensity 0.790 cd/lm
 Required components:
 IDEAL: 50-2303CR + 50-2300AN




LED CHI3030 19W
 FWHM 54.0°
 Efficiency 88 %
 Peak intensity 0.900 cd/lm
 Required components:
 C13584_CLAMP-VERO29
 F13671_ANGE-RZ-LENS
 Bender Wirth: 468 Typ L3



PHOTOMETRIC DATA (MEASURED):

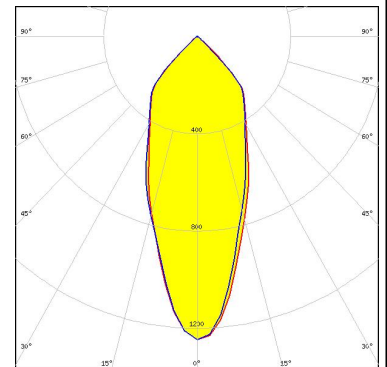

EVERLIGHT

LED CHI3030 29W
 FWHM 62.0°
 Efficiency 87 %
 Peak intensity 0.900 cd/lm
 Required components:
 C13584_CLAMP-VERO29
 F13671_ANGE-RZ-LENS
 Bender Wirth: 468 Typ L3



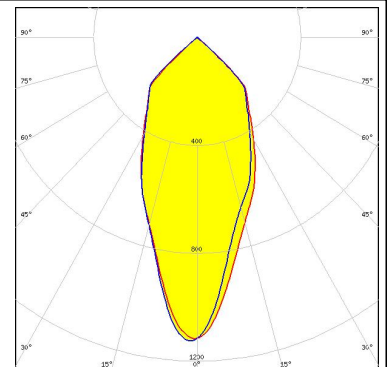

LG Innotek

LED COB 10W/13W/17W/24W
 FWHM 40.0°
 Efficiency 93 %
 Peak intensity 1.250 cd/lm
 Required components:
 IDEAL: 50-2100LG + 50-2100AN



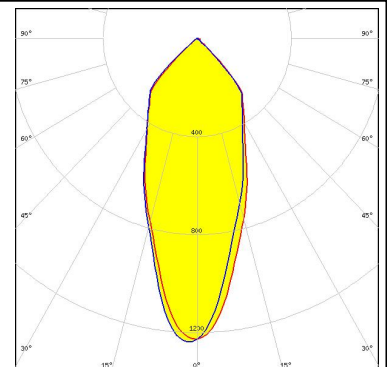

LUMILEDS

LED LUXEON CoB 1202/1203
 FWHM 45.0°
 Efficiency 93 %
 Peak intensity 1.100 cd/lm
 Required components:
 C13658_CLAMP-VERO13-18
 Bender Wirth: 438 Typ L1



LUMILEDS

LED LUXEON CoB 1204/1205
 FWHM 40.0°
 Efficiency 93 %
 Peak intensity 1.240 cd/lm
 Required components:
 IDEAL: 50-2100SH + 50-2100AN



PHOTOMETRIC DATA (MEASURED):

LUMILEDS

LED LUXEON CoB 1204/1205

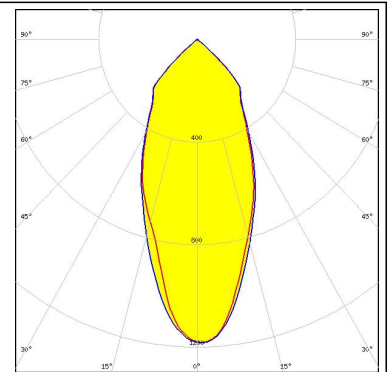

FWHM 45.0°

Efficiency 94 %

Peak intensity 1.200 cd/lm

Required components:

TE: 2213130-2 + OPTIC CLIP Z50 TYPE1 2213194-1



LUMILEDS

LED LUXEON CoB 1208

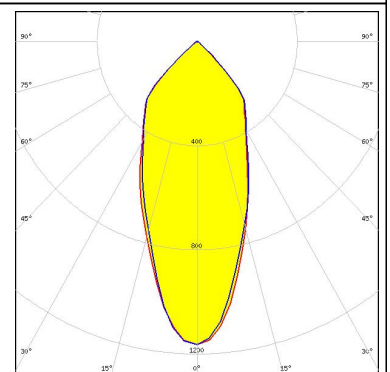

FWHM 44.0°

Efficiency 93 %

Peak intensity 1.170 cd/lm

Required components:

IDEAL: 50-2100SH + 50-2100AN



LUMILEDS

LED LUXEON CoB 1208

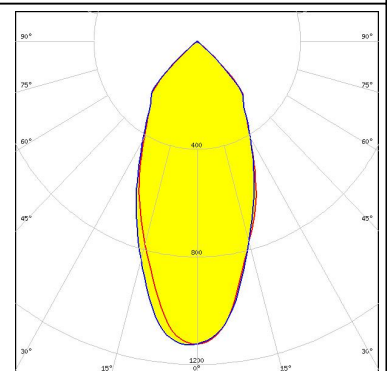

FWHM 48.0°

Efficiency 93 %

Peak intensity 1.100 cd/lm

Required components:

TE: 2213130-2 + OPTIC CLIP Z50 TYPE1 2213194-1



LUMILEDS

LED LUXEON CoB 1211

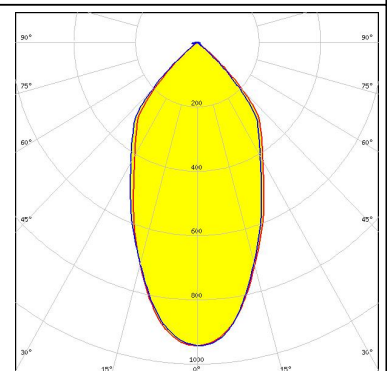
FWHM 53.0°

Efficiency 91 %

Peak intensity 0.910 cd/lm

Required components:

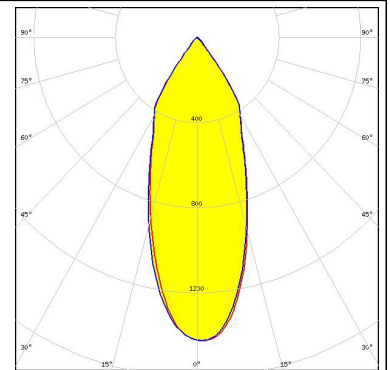

IDEAL: 50-2204-CT + 50-2100AN



PHOTOMETRIC DATA (MEASURED):

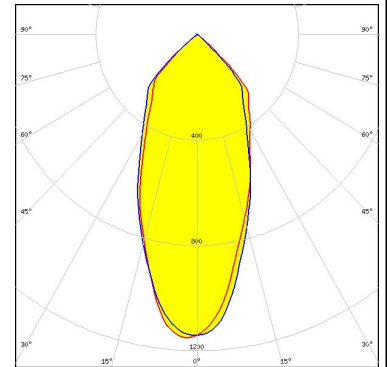

LUMILEDS

LED LUXEON CoB 1211
 FWHM 55.0°
 Efficiency 93 %
 Peak intensity 0.940 cd/lm
 Required components:
 C13584_CLAMP-VERO29
 Bender Wirth: 431 Typ L3



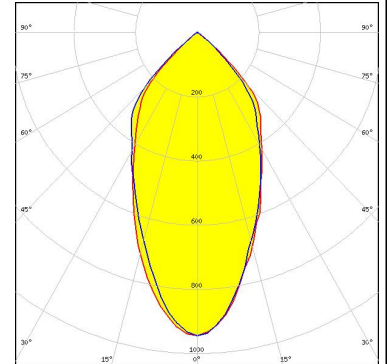
LUMILEDS

LED LUXEON K12
 FWHM 45.0°
 Efficiency 94 %
 Peak intensity 1.150 cd/lm
 Required components:
 TE: 2213134-2 + OPTIC CLIP Z50 TYPE1 2213194-1



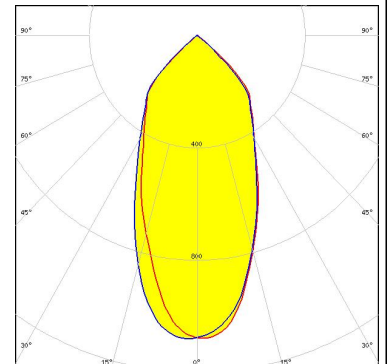

LUMILEDS

LED LUXEON K12
 FWHM 54.0°
 Efficiency 89 %
 Peak intensity 1.000 cd/lm
 Required components:
 F13671_ANGE-RZ-LENS
 TE: 2213134-2 + OPTIC CLIP Z50 TYPE1 2213194-1



LUMILEDS

LED LUXEON K16
 FWHM 48.0°
 Efficiency 94 %
 Peak intensity 1.000 cd/lm
 Required components:
 TE: 2213134-2 + OPTIC CLIP Z50 TYPE1 2213194-1



PHOTOMETRIC DATA (MEASURED):

LUMILEDS

LED LUXEON K16

FWHM 54.0°

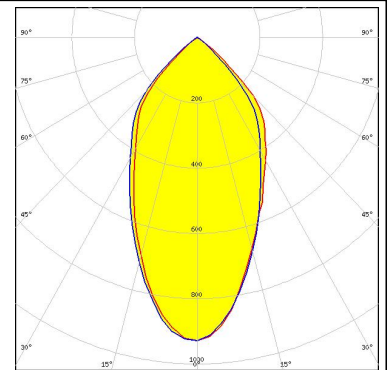
Efficiency 89 %

Peak intensity 0.900 cd/lm

Required components:

F13671_ANGE-RZ-LENS

TE: 2213134-2 + OPTIC CLIP Z50 TYPE1 2213194-1



LUMILEDS

LED LUXEON S2000

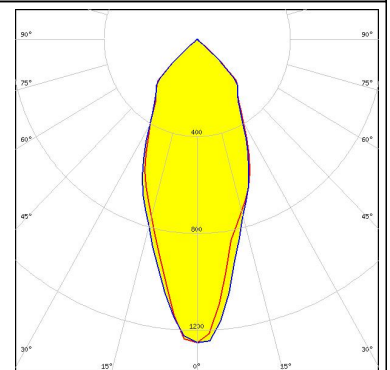

FWHM 42.0°

Efficiency 92 %

Peak intensity 1.300 cd/lm

Required components:

C13395_CLAMP-S2000



LUMILEDS

LED LUXEON S3000

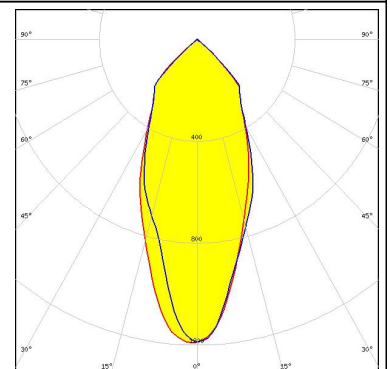

FWHM 44.0°

Efficiency 92 %

Peak intensity 1.200 cd/lm

Required components:

C13397_CLAMP-S3000



LUMILEDS

LED LUXEON S5000

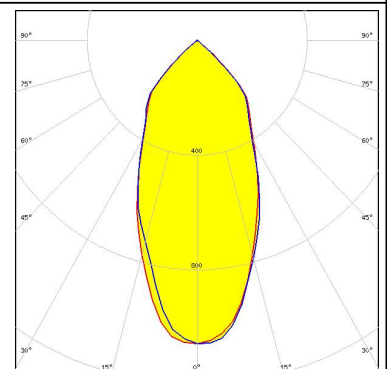

FWHM 49.0°

Efficiency 92 %

Peak intensity 1.000 cd/lm

Required components:

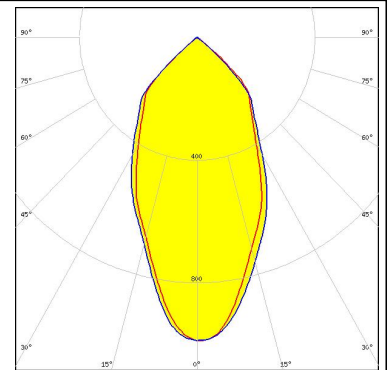

C13399_CLAMP-S5000



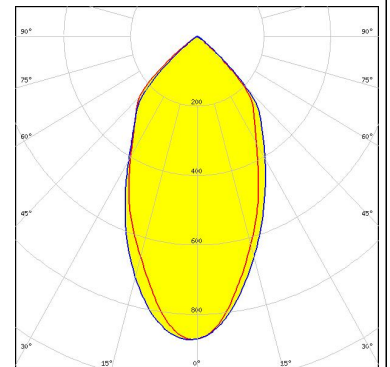

PHOTOMETRIC DATA (MEASURED):



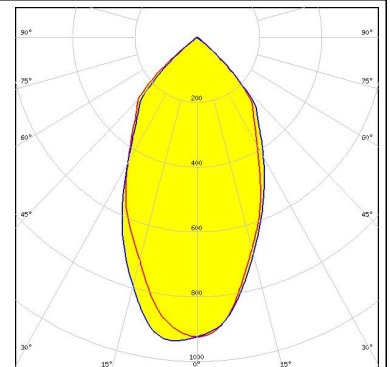

LED CDM-14 (Dim-To-Warm)
 FWHM 53.0°
 Efficiency 93 %
 Peak intensity 1.000 cd/lm
 Required components:
 C13658_CLAMP-VERO13-18
 Bender Wirth: 491 Typ L2



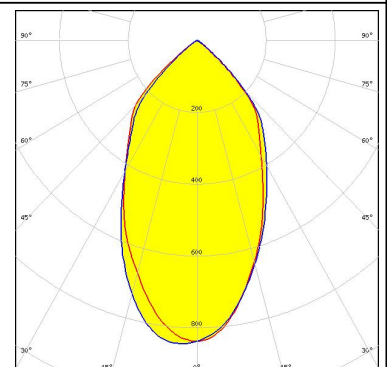

LED CDM-14 (Dim-To-Warm)
 FWHM 55.0°
 Efficiency 89 %
 Peak intensity 0.880 cd/lm
 Required components:
 C13658_CLAMP-VERO13-18
 F13671_ANGE-RZ-LENS
 Bender Wirth: 491 Typ L2



LED CDM-18 (Dim-To-Warm)
 FWHM 56.0°
 Efficiency 94 %
 Peak intensity 0.900 cd/lm
 Required components:
 C13658_CLAMP-VERO13-18
 Bender Wirth: 491 Typ L2



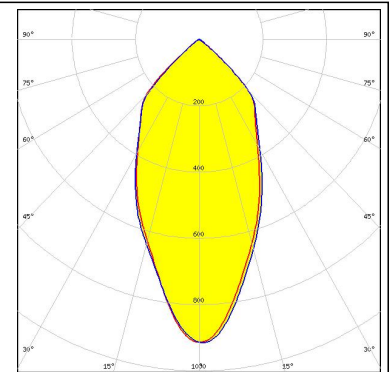
LED CDM-18 (Dim-To-Warm)
 FWHM 58.0°
 Efficiency 90 %
 Peak intensity 0.800 cd/lm
 Required components:
 C13658_CLAMP-VERO13-18
 F13671_ANGE-RZ-LENS
 Bender Wirth: 491 Typ L2



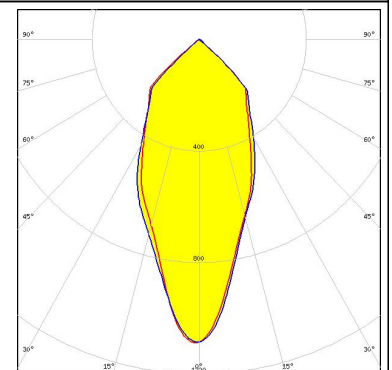

PHOTOMETRIC DATA (MEASURED):



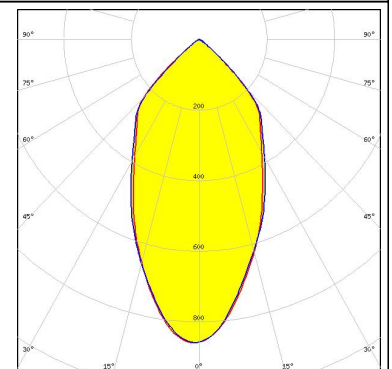

LED CDM-9 (Dim-To-Warm)
 FWHM 51.0°
 Efficiency 87 %
 Peak intensity 0.900 cd/lm
 Required components:
 C13658_CLAMP-VERO13-18
 F13671_ANGE-RZ-LENS
 Bender Wirth: 490 Typ L1



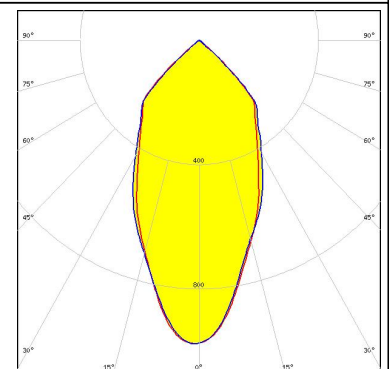

LED CDM-9 (Dim-To-Warm)
 FWHM 46.0°
 Efficiency 91 %
 Peak intensity 1.100 cd/lm
 Required components:
 C13658_CLAMP-VERO13-18
 Bender Wirth: 490 Typ L1



LED CTM-14 (Tunable White)
 FWHM 54.0°
 Efficiency 87 %
 Peak intensity 0.860 cd/lm
 Required components:
 C13584_CLAMP-VERO29
 F13671_ANGE-RZ-LENS
 Bender Wirth: 442 Typ L3



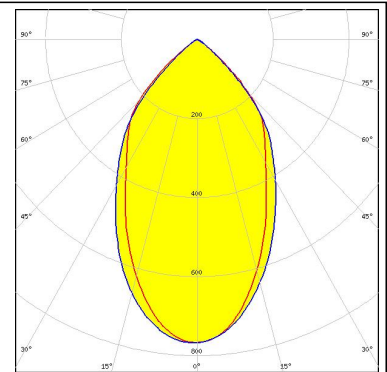

LED CTM-14 (Tunable White)
 FWHM 51.0°
 Efficiency 91 %
 Peak intensity 0.980 cd/lm
 Required components:
 C13584_CLAMP-VERO29
 Bender Wirth: 442 Typ L3



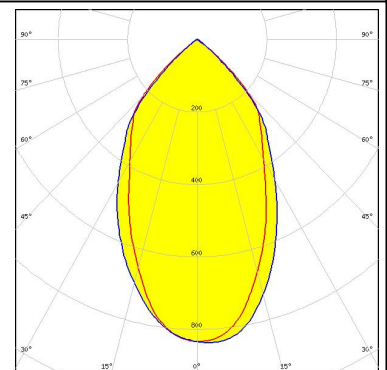

PHOTOMETRIC DATA (MEASURED):



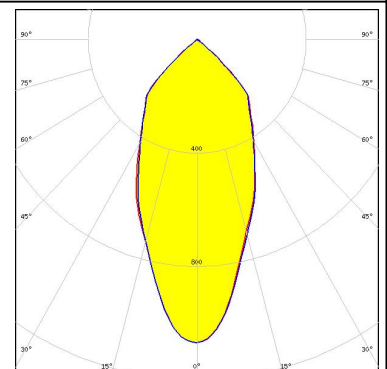

LED CTM-22 (Tunable White)
 FWHM 61.0°
 Efficiency 86 %
 Peak intensity 0.770 cd/lm
 Required components:
 C13584_CLAMP-VERO29
 F13671_ANGE-RZ-LENS
 Bender Wirth: 494 Typ L3



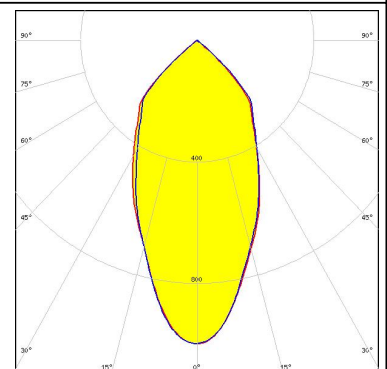

LED CTM-22 (Tunable White)
 FWHM 60.0°
 Efficiency 90 %
 Peak intensity 0.840 cd/lm
 Required components:
 C13584_CLAMP-VERO29
 Bender Wirth: 494 Typ L3



LED CXM-14
 FWHM 48.0°
 Efficiency 93 %
 Peak intensity 1.070 cd/lm
 Required components:
 TE: 2213254-2 + OPTIC CLIP Z50 TYPE1 2213194-1



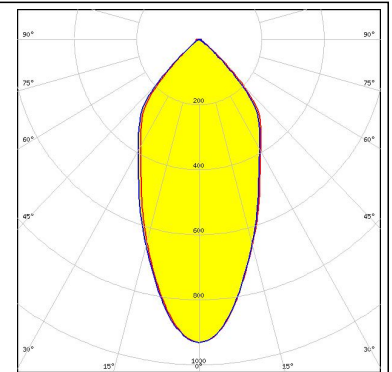

LED COB J-Type
 FWHM 51.0°
 Efficiency 93 %
 Peak intensity 1.000 cd/lm
 Required components:
 C13658_CLAMP-VERO13-18
 Bender Wirth: 463 Typ L2



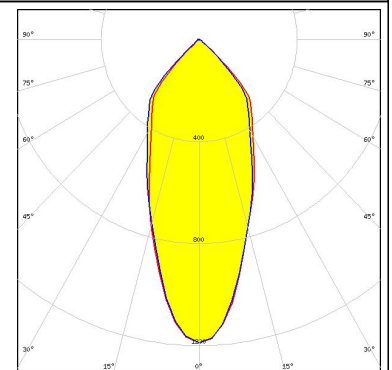

PHOTOMETRIC DATA (MEASURED):



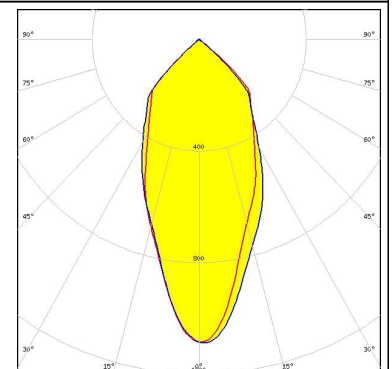

LED COB J-Type
 FWHM 48.0°
 Efficiency 87 %
 Peak intensity 0.930 cd/lm
 Required components:
 F13671_ANGE-RZ-LENS
 IDEAL: 50-2103NC + 50-2100AN



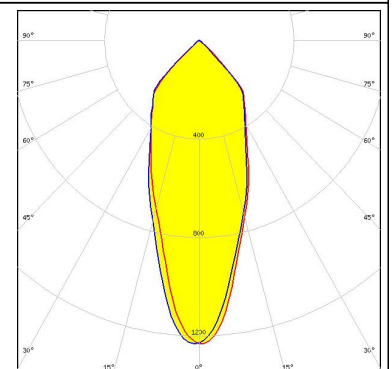

LED COB J-Type
 FWHM 43.0°
 Efficiency 94 %
 Peak intensity 1.190 cd/lm
 Required components:
 IDEAL: 50-2103NC + 50-2100AN



LED COB L-Type (LES 11)
 FWHM 47.0°
 Efficiency 92 %
 Peak intensity 1.100 cd/lm
 Required components:
 C13658_CLAMP-VERO13-18
 Bender Wirth: 438 Typ L1



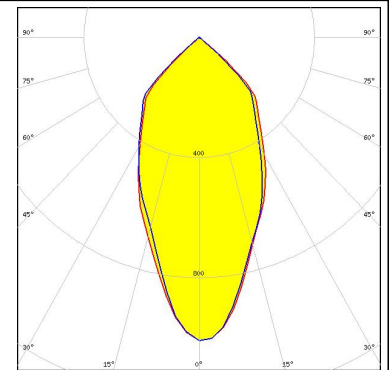

LED COB L-Type (LES 11)
 FWHM 39.0°
 Efficiency 91 %
 Peak intensity 1.230 cd/lm
 Required components:
 IDEAL: 50-2100NC + 50-2100AN



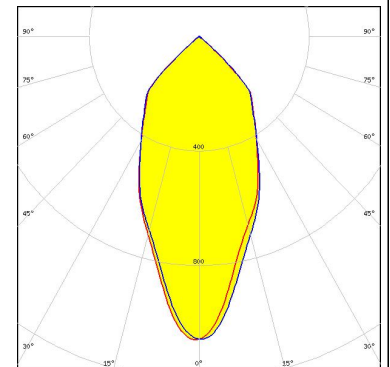

PHOTOMETRIC DATA (MEASURED):



LED COB L-Type (LES 11)
FWHM 51.0°
Efficiency 94 %
Peak intensity 1.015 cd/lm
Required components:
Molex: 180580-0005

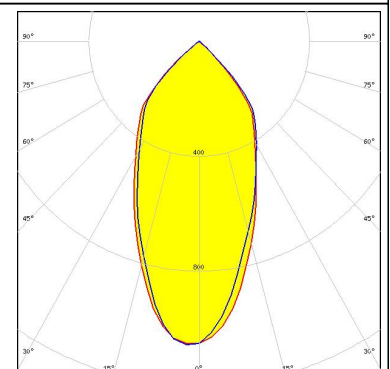



LED COB L-Type (LES 11)
FWHM 48.0°
Efficiency 92 %
Peak intensity 1.060 cd/lm
Required components:
TE: 2213382-2 + OPTIC CLIP Z50 TYPE1 2213194-1



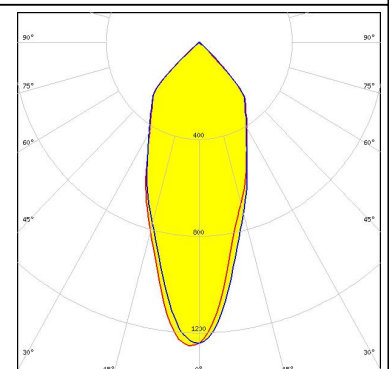

OSRAM

LED PrevaLED Core AC (LEP-2000)
FWHM 49.0°
Efficiency 93 %
Peak intensity 1.070 cd/lm
Required components:
TE: OPTIC CLIP Z50 TYPE1 2213194-1



OSRAM

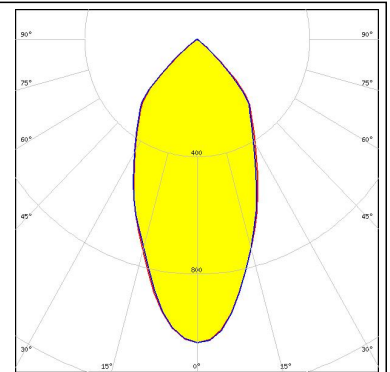
LED PrevaLED Core AC (LEP-800)
FWHM 40.0°
Efficiency 93 %
Peak intensity 1.260 cd/lm
Required components:
TE: OPTIC CLIP Z50 TYPE1 2213194-1



PHOTOMETRIC DATA (MEASURED):

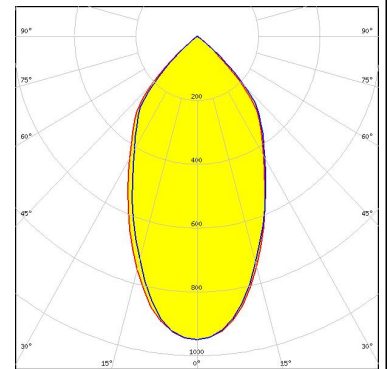

OSRAM

LED PrevaLED Core Z3 LES19
FWHM 50.0°
Efficiency 94 %
Peak intensity 1.040 cd/lm
Required components:
TE: OPTIC CLIP Z50 TYPE1 2213194-1



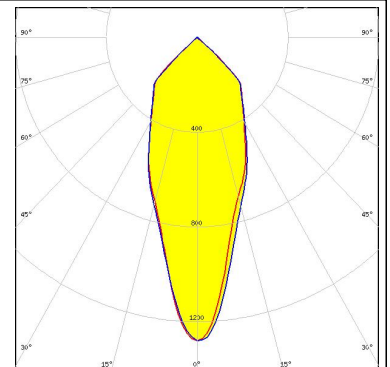

OSRAM

LED PrevaLED Core Z3 LES23
FWHM 55.0°
Efficiency 94 %
Peak intensity 0.950 cd/lm
Required components:
TE: OPTIC CLIP Z50 TYPE1 2213194-1



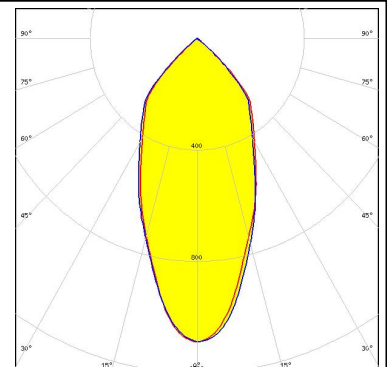

OSRAM

LED PrevaLED Core Z3 LES9
FWHM 38.0°
Efficiency 93 %
Peak intensity 1.280 cd/lm
Required components:
TE: OPTIC CLIP Z50 TYPE1 2213194-1



OSRAM

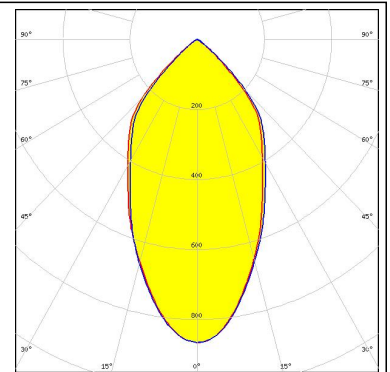
LED PrevaLED Core Z4 LES19
FWHM 47.0°
Efficiency 93 %
Peak intensity 1.100 cd/lm
Required components:
TE: OPTIC CLIP Z50 TYPE1 2213194-1



PHOTOMETRIC DATA (MEASURED):

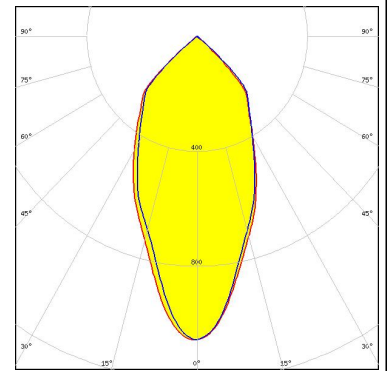

OSRAM

LED PrevaLED Core Z4 LES19
 FWHM 55.0°
 Efficiency 88 %
 Peak intensity 0.870 cd/lm
 Required components:
 F13671_ANGE-RZ-LENS
 TE: OPTIC CLIP Z50 TYPE1 2213194-1



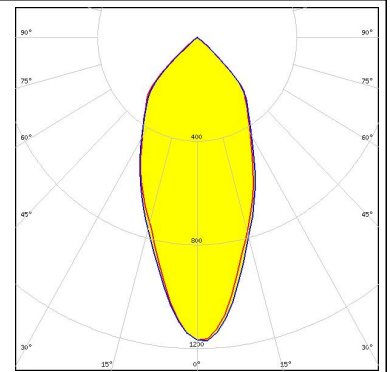

OSRAM Opto Semiconductors

LED Soleriq S13
 FWHM 49.0°
 Efficiency 92 %
 Peak intensity 1.100 cd/lm
 Required components:
 C13658_CLAMP-VERO13-18
 Bender Wirth: 437 Typ L1



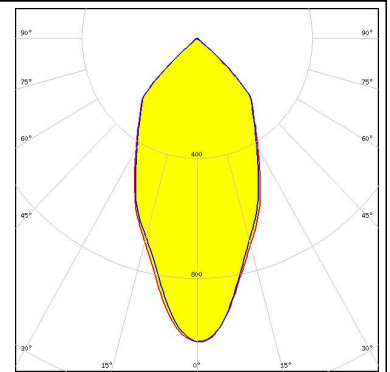

OSRAM Opto Semiconductors

LED Soleriq S13
 FWHM 47.0°
 Efficiency 94 %
 Peak intensity 1.200 cd/lm
 Required components:
 TE: 2213401-2 + OPTIC CLIP Z50 TYPE1 2213194-1



OSRAM Opto Semiconductors

LED Soleriq S13 Gen2
 FWHM 51.0°
 Efficiency 92 %
 Peak intensity 1.000 cd/lm
 Required components:
 TE: 2213254-2 + OPTIC CLIP Z50 TYPE1 2213194-1



PHOTOMETRIC DATA (MEASURED):

OSRAM
Opto Semiconductors

LED Soleriq S13 Gen2

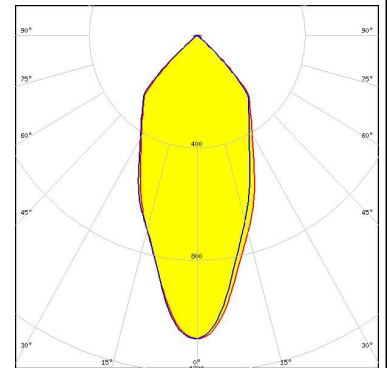
FWHM 45.0°

Efficiency 91 %

Peak intensity 1.100 cd/lm

Required components:

IDEAL: 50-2103CT + 50-2100AN



OSRAM
Opto Semiconductors

LED Soleriq S19

FWHM 48.0°

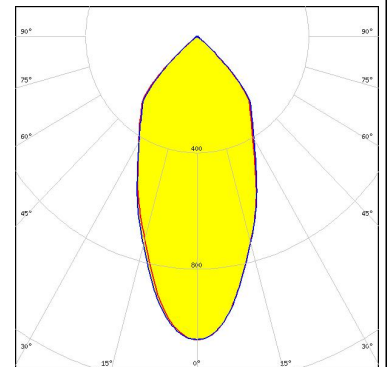

Efficiency 91 %

Peak intensity 1.000 cd/lm

Required components:

C13584_CLAMP-VERO29

Bender Wirth: 462 Typ L3



OSRAM
Opto Semiconductors

LED Soleriq S19

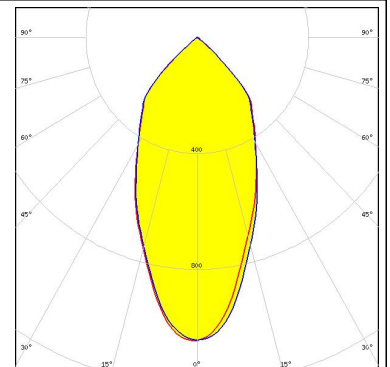
FWHM 49.0°

Efficiency 94 %

Peak intensity 1.050 cd/lm

Required components:

TE: 2213407-2 + OPTIC CLIP Z50 TYPE1 2213194-1



PHILIPS

LED Fortimo SLM L09 Standard

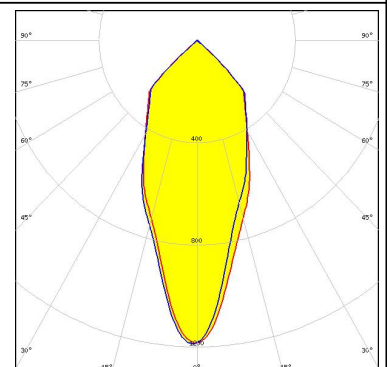

FWHM 42.0°

Efficiency 92 %

Peak intensity 1.190 cd/lm

Required components:

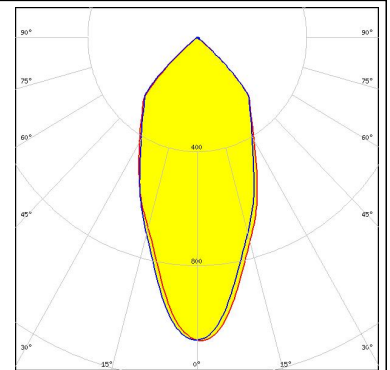
TE: OPTIC CLIP Z50 TYPE1 2213194-1



PHOTOMETRIC DATA (MEASURED):

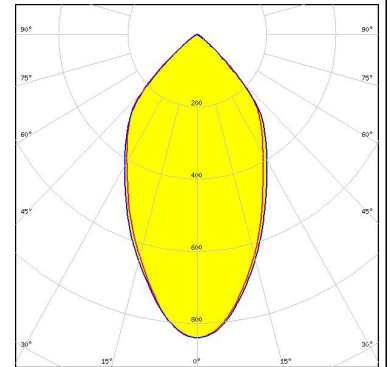

PHILIPS

LED Fortimo SLM L13 Standard
FWHM 48.0°
Efficiency 92 %
Peak intensity 1.070 cd/lm
Required components:
TE: OPTIC CLIP Z50 TYPE1 2213194-1



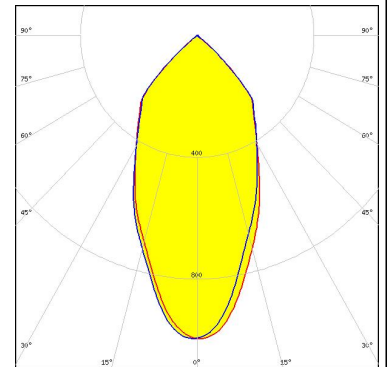

PHILIPS

LED Fortimo SLM L15 Standard
FWHM 57.0°
Efficiency 87 %
Peak intensity 0.840 cd/lm
Required components:
F13671_ANGE-RZ-LENS
TE: OPTIC CLIP Z50 TYPE1 2213194-1



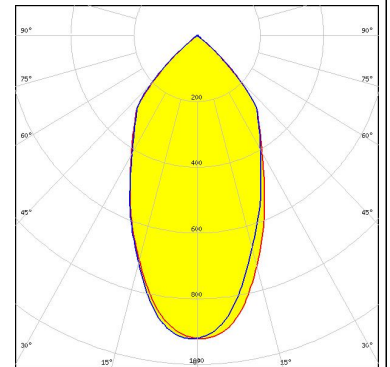

PHILIPS

LED Fortimo SLM L15 Standard
FWHM 51.0°
Efficiency 90 %
Peak intensity 1.000 cd/lm
Required components:
TE: OPTIC CLIP Z50 TYPE1 2213194-1



PHILIPS

LED Fortimo SLM L19 Standard
FWHM 54.0°
Efficiency 89 %
Peak intensity 0.920 cd/lm
Required components:
TE: OPTIC CLIP Z50 TYPE1 2213194-1



PHOTOMETRIC DATA (MEASURED):

SAMSUNG

LED LC026B / 033B / 040B

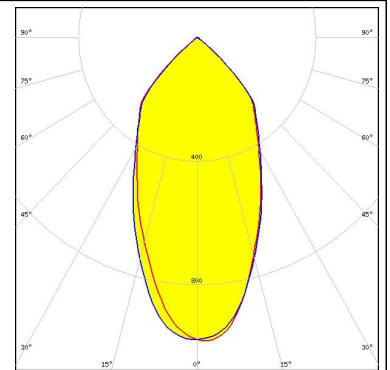

FWHM 51.0°

Efficiency 92 %

Peak intensity 1.000 cd/lm

Required components:

TE: 2213258-2 + OPTIC CLIP Z50 TYPE1 2213194-1



SAMSUNG

LED LC026B / 033B / 040B

FWHM 54.0°

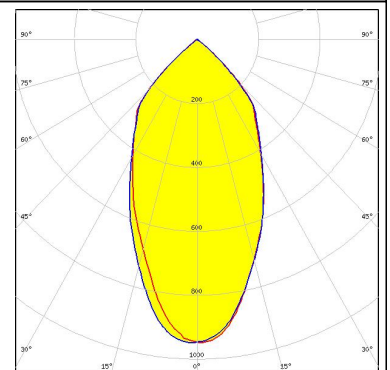

Efficiency 92 %

Peak intensity 0.950 cd/lm

Required components:

C13658_CLAMP-VERO13-18

Bender Wirth: 450 Typ L2



SAMSUNG

LED LC040C

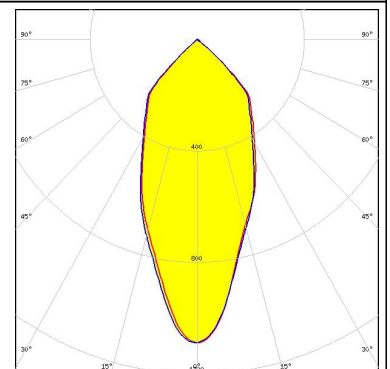

FWHM 46.0°

Efficiency 90 %

Peak intensity 1.100 cd/lm

Required components:

TE: 2213382-2 + OPTIC CLIP Z50 TYPE1 2213194-1



LED AC Zhaga COB

FWHM 64.0°

Efficiency 89 %

Peak intensity 0.780 cd/lm

Required components:

F13671_ANGE-RZ-LENS

Optosource: SEHSMJD-A

