



Chipsmall Limited consists of a professional team with an average of over 10 year of expertise in the distribution of electronic components. Based in Hongkong, we have already established firm and mutual-benefit business relationships with customers from,Europe,America and south Asia,supplying obsolete and hard-to-find components to meet their specific needs.

With the principle of “Quality Parts,Customers Priority,Honest Operation,and Considerate Service”,our business mainly focus on the distribution of electronic components. Line cards we deal with include Microchip,ALPS,ROHM,Xilinx,Pulse,ON,Everlight and Freescale. Main products comprise IC,Modules,Potentiometer,IC Socket,Relay,Connector.Our parts cover such applications as commercial,industrial, and automotives areas.

We are looking forward to setting up business relationship with you and hope to provide you with the best service and solution. Let us make a better world for our industry!



Contact us

Tel: +86-755-8981 8866 Fax: +86-755-8427 6832

Email & Skype: info@chipsmall.com Web: www.chipsmall.com

Address: A1208, Overseas Decoration Building, #122 Zhenhua RD., Futian, Shenzhen, China



F

E

D

C

B

A

F

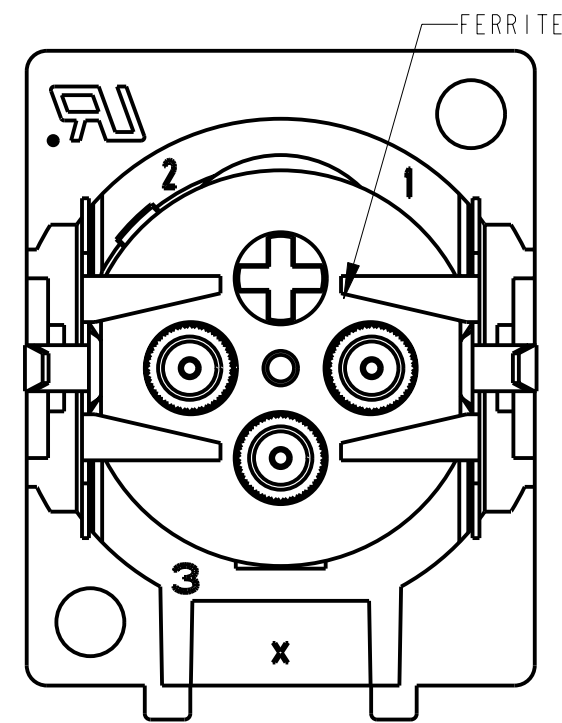
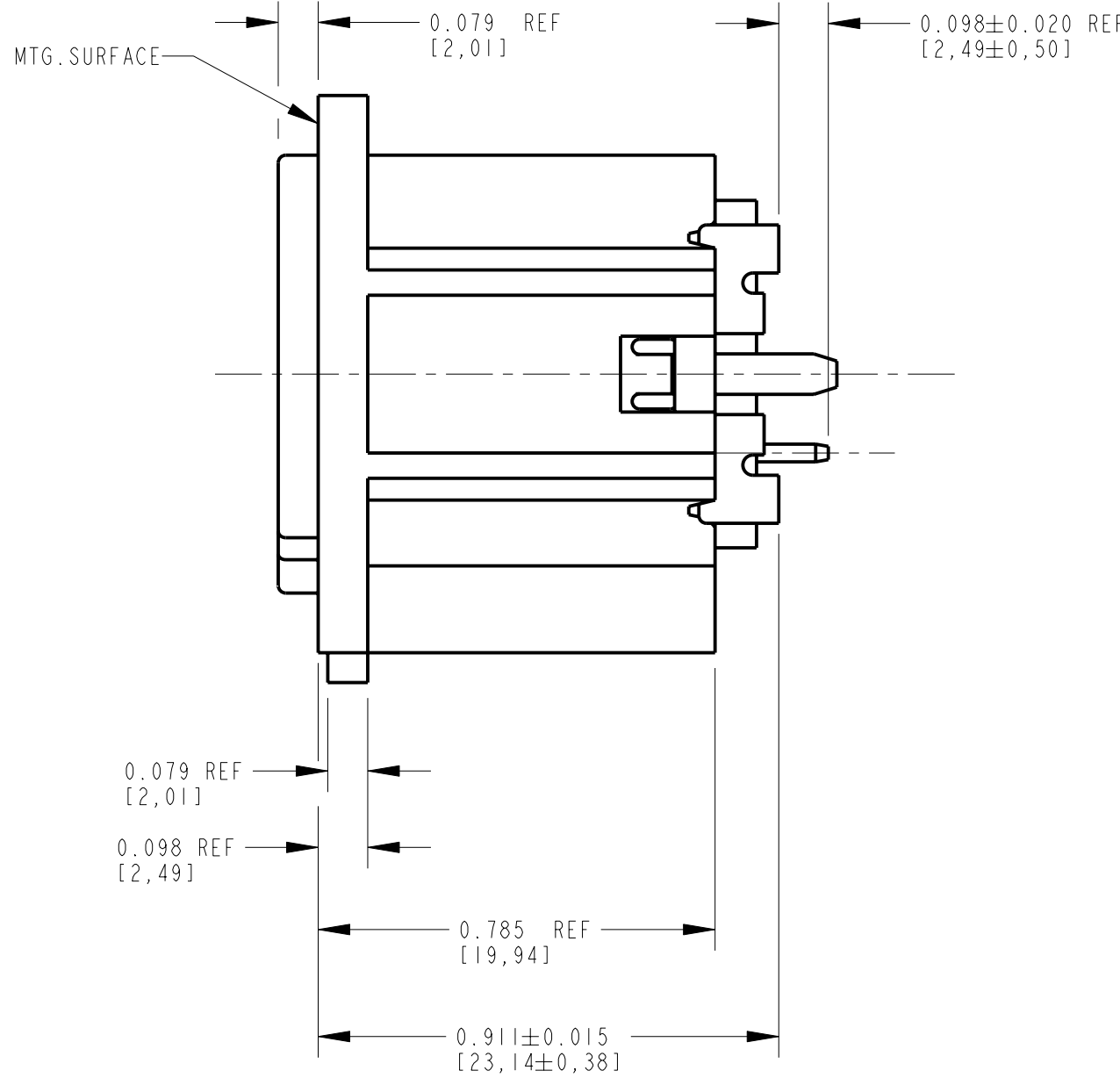
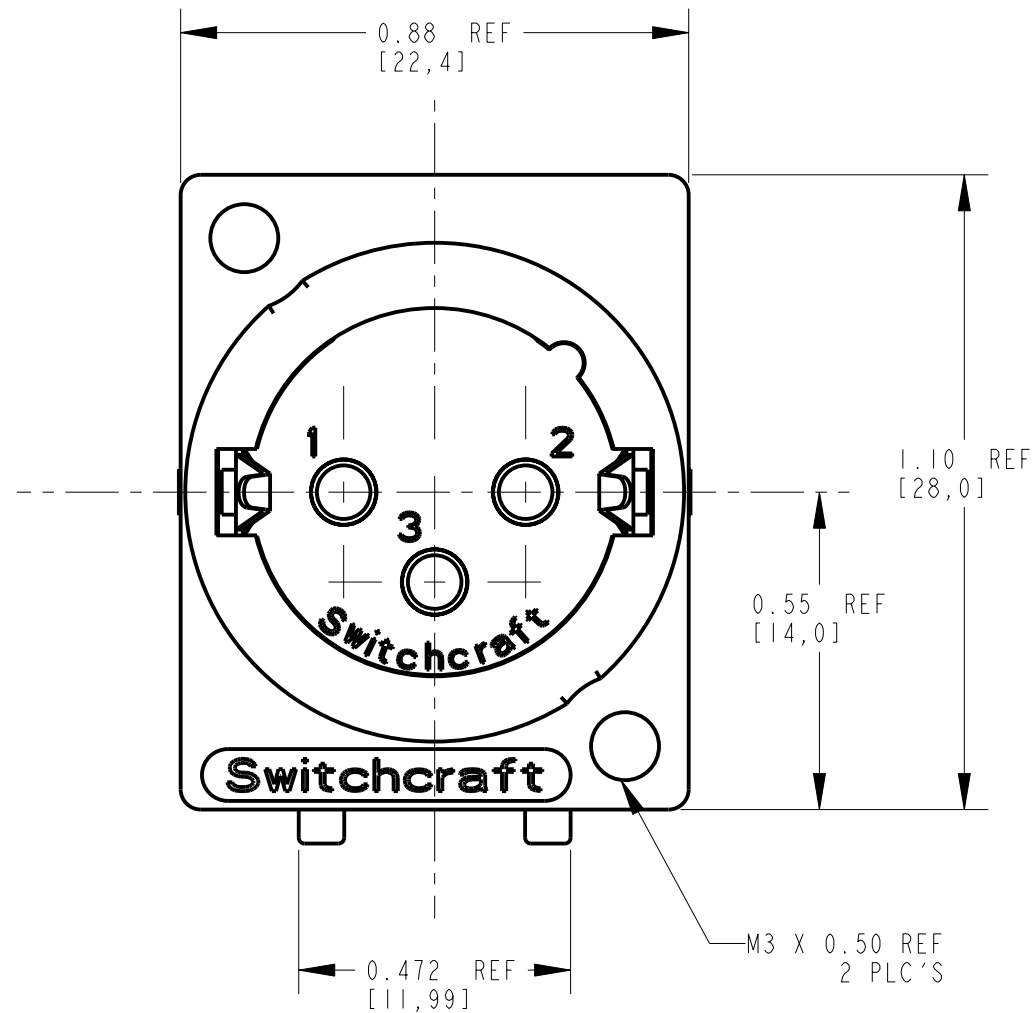
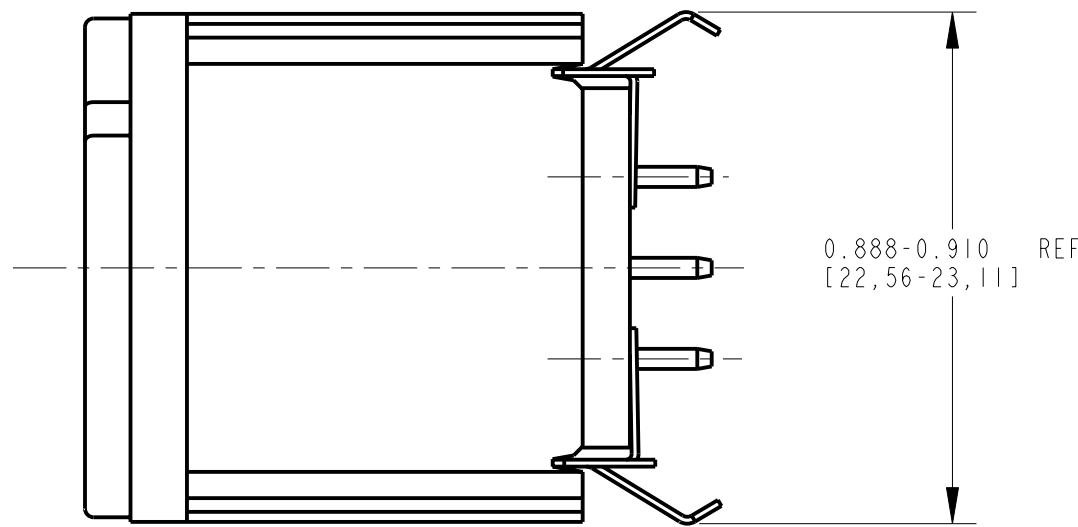
E

D

C

B

A

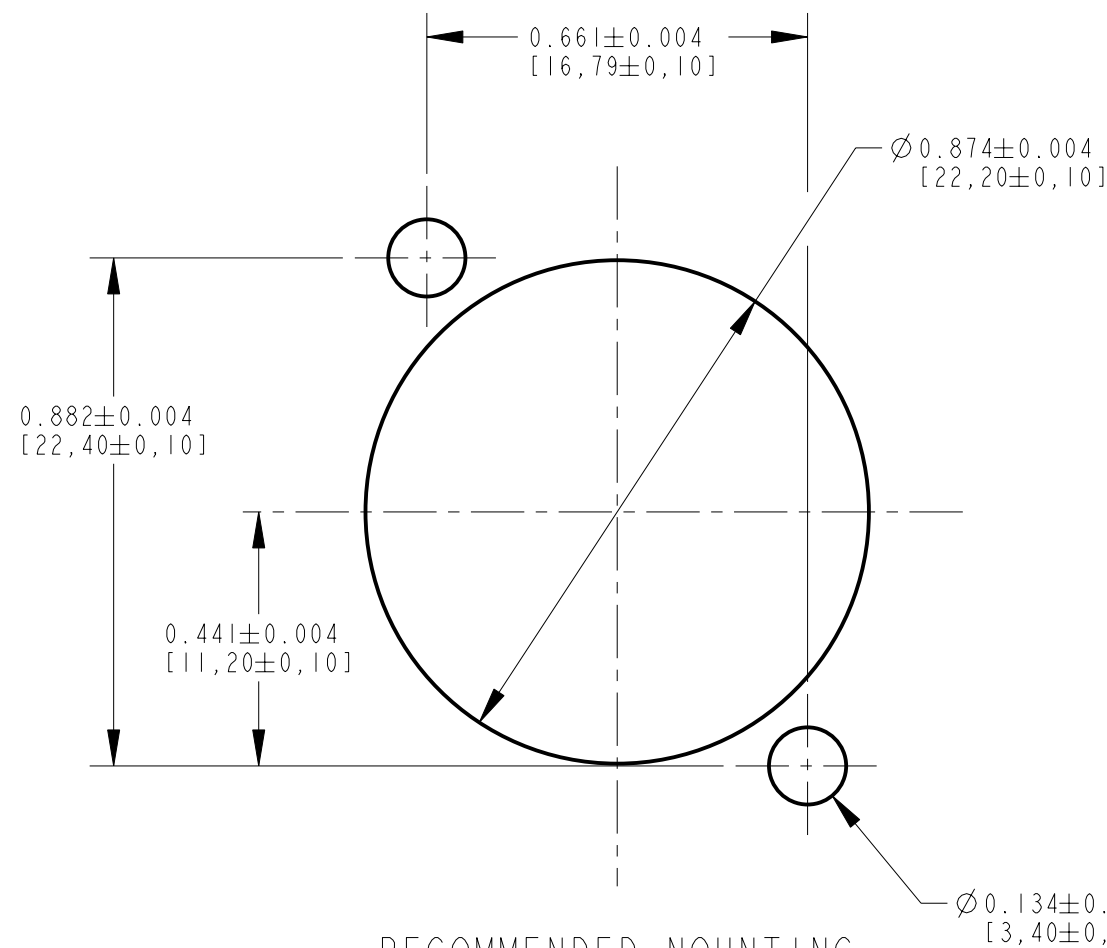


MATERIALS:

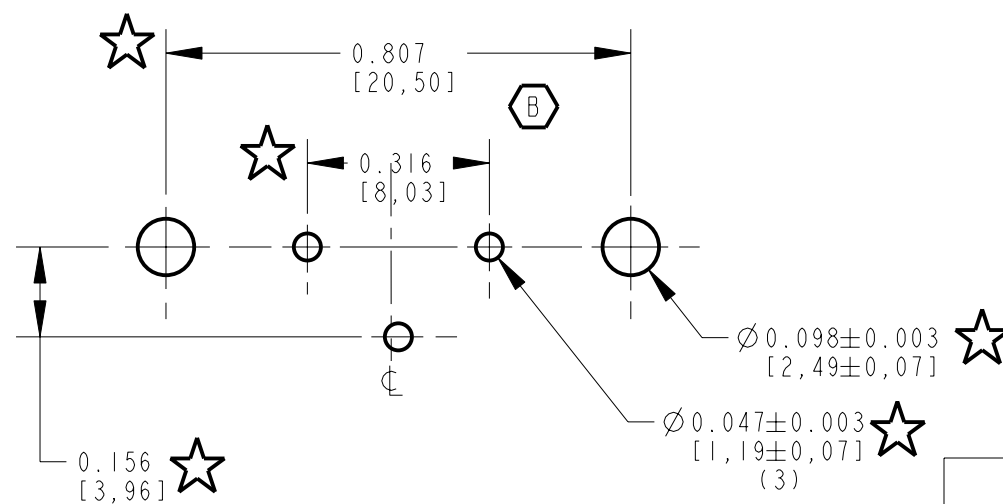
HOUSING - ZINC ALLOY, NICKEL PLATED
CONTACTS - COPPER ALLOY, SILVER OR GOLD PLATED
INSULATOR - THERMOPLASTIC, UL 94-VO RATED.
GROUND SPRING: HEAT TREATED STEEL OR COPPER ALLOY, TIN PLATED
FERRITE: - NICKEL ZINC, K-100
RATED CURRENT - 3 AMP
SERVICE VOLTAGE - 133 VAC

PART NUMBER	CONTACT PLATING
F3MSTF	SILVER PLATED
F3MSTFAU	GOLD PLATED

CUSTOMER DRAWING



RECOMMENDED MOUNTING
PANEL LAYOUT



RECOMMENDED P.C. BOARD LAYOUT
(0.062 [1.57] THICK P.C. BOARD REF)

REV	ECO NUMBER	DATE	BY	APVD
C	24944	3-16-05	JL	EB
B	24518	7-17-03	KJB	KJB
A	22650	1-21-02	TJK	KJB
REV	ECO NUMBER	DATE	BY	APVD

★ STAR SYMBOL DENOTES CRITICAL DIMENSION
UNLESS OTHERWISE SPECIFIED
1. ALL DIMENSIONS IN INCHES
- TWO PLACE DECIMALS ±0.01
- THREE PLACE DECIMALS ±0.005
- ANGLES ±1°
- ALL DIA. CONCENTRIC WITHIN 0.005 T.I.R.
2. FEATURES ON THE SAME CENTERLINE MUST BE ALIGNED WITHIN ±0.002
3. REMOVE ALL BURRS
DO NOT SCALE DRAWING

THIS DRAWING DESCRIBES A DESIGN CONSIDERED PROPRIETARY IN NATURE, DEVELOPED AND MANUFACTURED BY SWITCHCRAFT INC. AND IS RELEASED ON A CONFIDENTIAL BASIS FOR IDENTIFICATION PURPOSES ONLY.				
SIZE	WIDTH	MULT	LBS/M	TEMPER
FINISH	MATERIAL		SPEC No.	
FIRST USED ON	SCALE		3:1	
DATE DRAWN	BY	CHKD	APVD	
21-Jan-02	KJB	TJK	KJB	
1-21-02	1-21-02			
NAME	MALE 3 PIN OG		PART No.	REV
ST/PC WITH FERRITE			F3MSTF	C

Switchcraft®