



Chipsmall Limited consists of a professional team with an average of over 10 year of expertise in the distribution of electronic components. Based in Hongkong, we have already established firm and mutual-benefit business relationships with customers from,Europe,America and south Asia,supplying obsolete and hard-to-find components to meet their specific needs.

With the principle of “Quality Parts,Customers Priority,Honest Operation,and Considerate Service”,our business mainly focus on the distribution of electronic components. Line cards we deal with include Microchip,ALPS,ROHM,Xilinx,Pulse,ON,Everlight and Freescale. Main products comprise IC,Modules,Potentiometer,IC Socket,Relay,Connector.Our parts cover such applications as commercial,industrial, and automotives areas.

We are looking forward to setting up business relationship with you and hope to provide you with the best service and solution. Let us make a better world for our industry!



Contact us

Tel: +86-755-8981 8866 Fax: +86-755-8427 6832

Email & Skype: info@chipsmall.com Web: www.chipsmall.com

Address: A1208, Overseas Decoration Building, #122 Zhenhua RD., Futian, Shenzhen, China



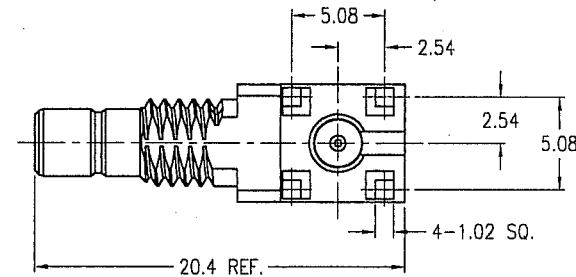
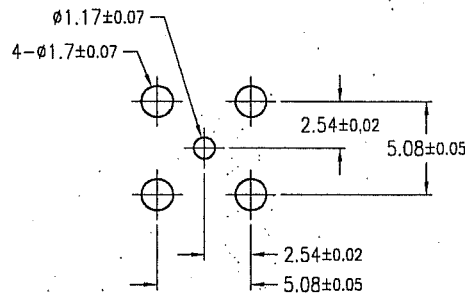
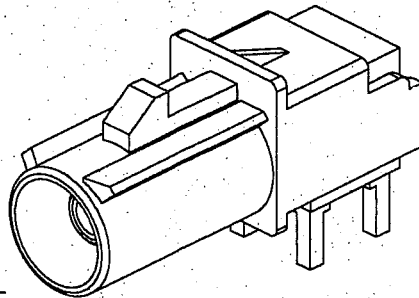
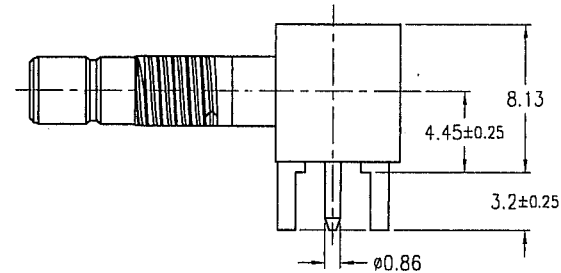
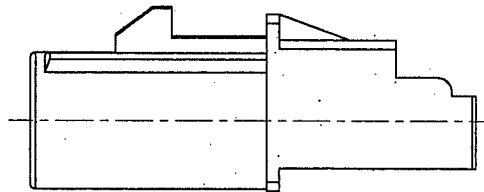
NOTES:

1. MATERIALS AND FINISHES(MICRO-INCHES)
 - BODY = ZINC DIECAST, MATTE TIN PL.100 MIN. THICK OVER NICKEL;
PL.100 MIN. THICK OVER COPPER PL.(250 MIN./300 MAX.) THICK
 - CONTACT = BRASS PER QQ-B-626; GOLD PL. 30 MIN; THICK
OVER NICKEL PL. 100 MIN; THICK OVER COPPER STRIKE
 - LOCK COVER = PBT (GF 15%),PER CHANG CHUN GRADE 4115202 OR EQUIVALENT
 - INSULATOR = TEFLON MIL-P-19468, COLOR: NATURAL.
2. ELECTRICAL:
 - A. IMPEDANCE: 50 OHM, NOMINAL
 - B. FREQUENCY RANGE: DC-6GHz (OPTIMIZED FOR DC -4GHz)
 - C. VSWR(RETURN LOSS): 1.4 (-15.6 dB), MAX.(DC-2GHz)
(MATED PAIR) 1.5 (-13.9 dB), MAX.(2-3GHz)
 - D. DIELECTRIC WITHSTANDING VOLTAGE: 800VRMS, MIN.
3. MECHANICAL:
 - A. DURABILITY: 100 CYCLES MIN.
 - B. TEMPERATURE RANGE: -65 °C TO 125 °C
4. PACKAGING:
 - A. QUANTITY: TRAY PACK
 - B. MARKING: TRAY TO BE MARKED
"AMPHENOL, FA1-NXRP-PCB-8, AND DATE CODE"

THIRD ANGLE PROJ.

REVISIONS

REV	DESCRIPTION	DATE	ECO	APPR
B	CHANG NOTE 4 PL. STANDARD\RD-DM06040501B	05-Apr-06	-----	ANGELA
C	ADDED N KEY CODING \RD-DM93081001L	26-Sep-07	-----	ANGELA
D	ITEM 4 WAS 903-10605 \RD-DM08100701S2	17-Nov-08	45685	MAA



TABLE

KEY CODING	COLOR	PART NO.
A	JET BLACK	FA1-NARP-PCB-8
B	CREAM	FA1-NBRP-PCB-8
C	SIGNAL BLUE	FA1-NCRP-PCB-8
D	CLARET VIOLET	FA1-NDRP-PCB-8
E	LEAF GREEN	FA1-NERP-PCB-8
F	NUT BROWN	FA1-NFRP-PCB-8
G	BLUE GREY	FA1-NGRP-PCB-8
H	HEATHER VIOLET	FA1-NHRP-PCB-8
I	BEIGE	FA1-NIRP-PCB-8
K	CURRY	FA1-NKRP-PCB-8
L	CARMINE RED	FA1-NLRP-PCB-8
M	PASTEL ORANGE	FA1-NMRP-PCB-8
N	PASTEL GREEN	FA1-NNRP-PCB-8
Z	WATER BLUE	FA1-NZRP-PCB-8

RECOMMENDED
P.C.B LAYOUT

CONFIGURATION CONTROL:
NO CHANGES PERMITTED TO DRAWING WITHOUT
PPAP-QUALIFIED CUSTOMER APPROVAL

CUSTOMER OUTLINE DRAWING

ALL OTHER SHEETS ARE FOR INTERNAL USE ONLY

UNLESS OTHERWISE SPECIFIED, DIMENSIONS ARE IN METRIC AND TOLERANCES ARE: 0.5 - 6mm ±0.1mm 6 - 30mm ±0.2mm 30 - 120mm ±0.3mm ANGLES ±1°	MATERIAL	DRAWN JACK	DATE 14-Jul-05	TITLE FAKRA PLUG, PCB MOUNTED, R/A CONTACT		Amphenol RF Danbury CT USA, Tainan Taiwan, Shenzhen China www.amphenolrf.com	
	REFERENCE	ENGINEER LIGHTER	DATE 14-Jul-05	SCALE: 2.5/1		DRAWING NO. FA1-NXRP-PCB-8	
NOTICE - These drawings, specifications, or other data (1) are, and remain the property of Amphenol Corp. (2) must be returned upon request; and (3) are confidential and not to be disclosed to any person other than those to whom they are given by Amphenol Corp. The furnishing of these drawings, specifications, or other data by Amphenol Corp., or to any other person to anyone for any purpose is not to be regarded by implication or otherwise in any manner licensing, granting rights or permitting such holder or any other person to manufacture, use or sell any product, process or design, patented or otherwise, that may in any way be related to or disclosed by said drawings, specifications, or other data.	FINISH	APPROVED SCOTT	DATE 14-Jul-05	DWG SIZE B	CODE ID 74868	SHEET 2 OF 2	ITEM NO. FA1-NXRP-PCB-8
		CAD FILE F:\DWG\CNPD\FA1\NXRP\PCB\8-DSZ				REV D	PART NO. FA1-NXRP-PCB-8