



Chipsmall Limited consists of a professional team with an average of over 10 year of expertise in the distribution of electronic components. Based in Hongkong, we have already established firm and mutual-benefit business relationships with customers from,Europe,America and south Asia,supplying obsolete and hard-to-find components to meet their specific needs.

With the principle of “Quality Parts,Customers Priority,Honest Operation,and Considerate Service”,our business mainly focus on the distribution of electronic components. Line cards we deal with include Microchip,ALPS,ROHM,Xilinx,Pulse,ON,Everlight and Freescale. Main products comprise IC,Modules,Potentiometer,IC Socket,Relay,Connector.Our parts cover such applications as commercial,industrial, and automotives areas.

We are looking forward to setting up business relationship with you and hope to provide you with the best service and solution. Let us make a better world for our industry!



Contact us

Tel: +86-755-8981 8866 Fax: +86-755-8427 6832

Email & Skype: info@chipsmall.com Web: www.chipsmall.com

Address: A1208, Overseas Decoration Building, #122 Zhenhua RD., Futian, Shenzhen, China



TINA-O

~35° x 15° oval beam. Assembly with holder and installation tape.

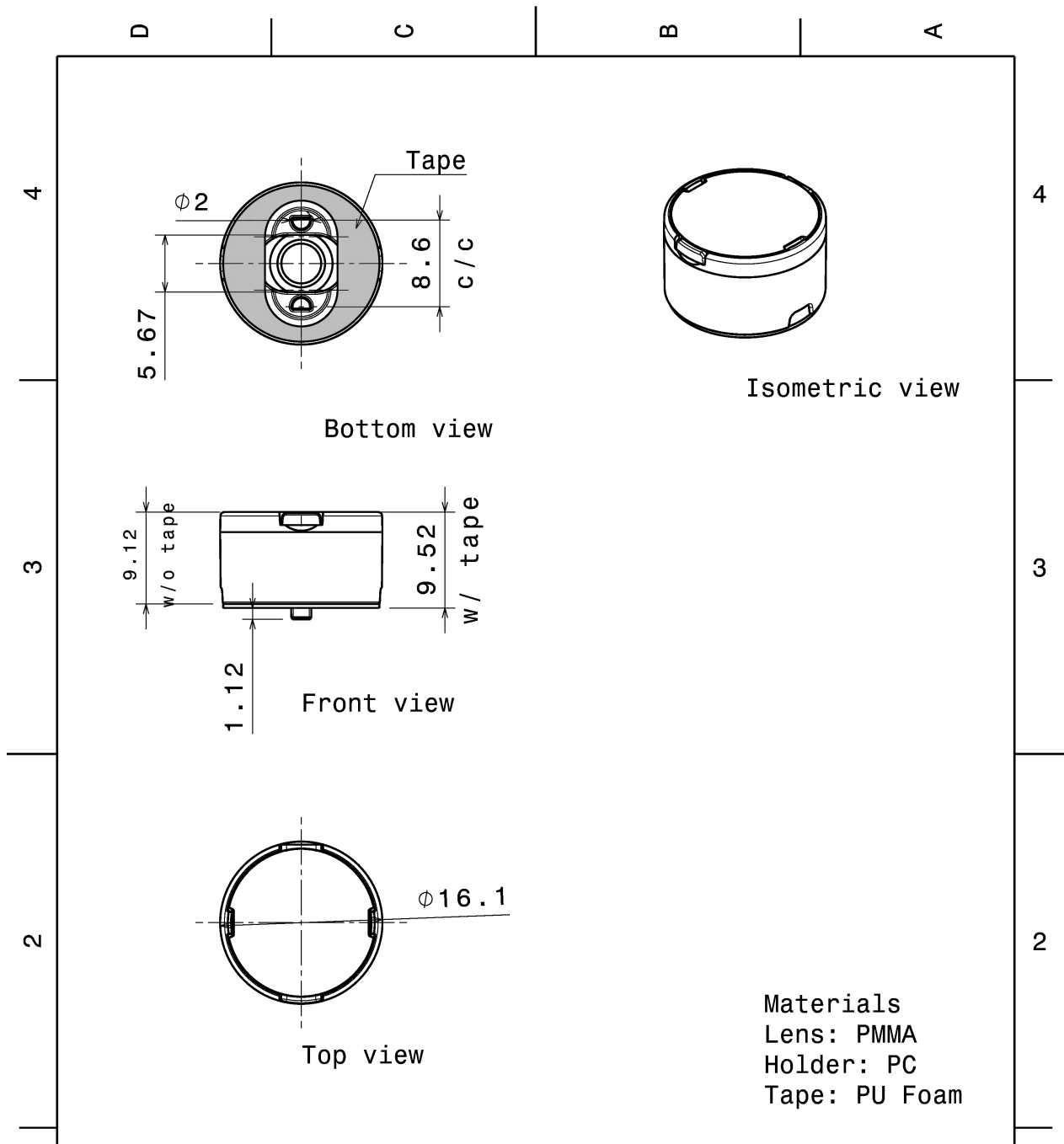
TECHNICAL SPECIFICATIONS:

Dimensions	Ø 16.1 mm
Height	9.5 mm
Fastening	tape, pin
Colour	black
Box size	
Box weight	4.1 kg
Quantity in Box	2016 pcs
ROHS compliant	yes ⓘ



MATERIAL SPECIFICATIONS:

Component	Type	Material	Colour
TINA-XP-O	Lens	PMMA	clear
TINA-HLD-PIN-BLK	Holder	PC	black
TINA-TAPE3	Tape	PU tape	black



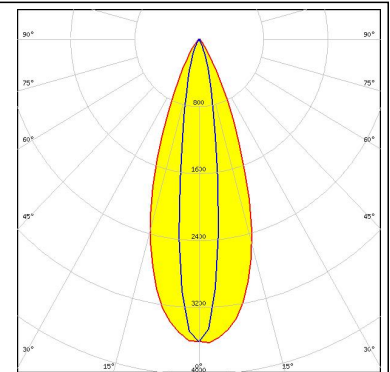

Materials
Lens: PMMA
Holder: PC
Tape: PU Foam

This drawing is our property. It can't be reproduced or communicated without our written agreement.		LEDiL Ledil Oy Salorankatu 10 FIN 24240 SALO Finland	
DRAWING TITLE		Mechanical Drawing	
DRAWN BY	DATE	TINA-OSL	
as	10.9.2012		
CHECKED BY	DATE	SIZE	PART NUMBER
sn	-	A4	TINA-OSL
DESIGNED BY	DATE	SCALE	WEIGHT
-	-	2:1	1,47 g
		SHEET	1/1

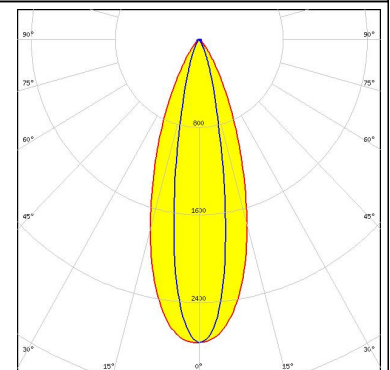
PHOTOMETRIC DATA (MEASURED):



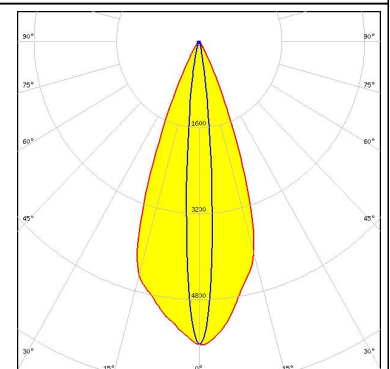

LED XB-H
 FWHM 38.0 + 16.0°
 Efficiency 83 %
 Peak intensity 3.600 cd/lm
 Required components:



LED NVSW3x9A
 FWHM 37.0 + 20.0°
 Efficiency 82 %
 Peak intensity 2.800 cd/lm
 Required components:



LED Oslon Black Flat
 FWHM 40.0 + 10.0°
 Efficiency 86 %
 Peak intensity 5.600 cd/lm
 Required components:



LED Oslon SSL 150
 FWHM 32.0 + 14.0°
 Efficiency 91 %
 Peak intensity 3.330 cd/lm
 Required components:

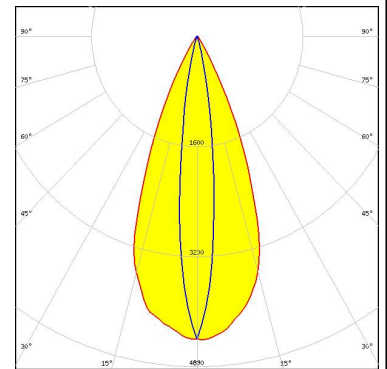
PHOTOMETRIC DATA (MEASURED):

OSRAM Opto Semiconductors

LED Oslon SSL 80
FWHM 34.0 + 12.0°
Efficiency 80 %
Peak intensity 3.800 cd/lm
Required components:

OSRAM Opto Semiconductors

LED SFH 4715S
FWHM 40.0 + 16.0°
Efficiency 0 %
Peak intensity 0.000 cd/lm
Required components:



OSRAM Opto Semiconductors

LED SFH 4725S
FWHM 39.0 + 15.0°
Efficiency %
Peak intensity cd/lm
Required components:

SAMSUNG

LED LH351A(3535)
FWHM 34.0 + 16.0°
Efficiency 90 %
Peak intensity 2.460 cd/lm
Required components:

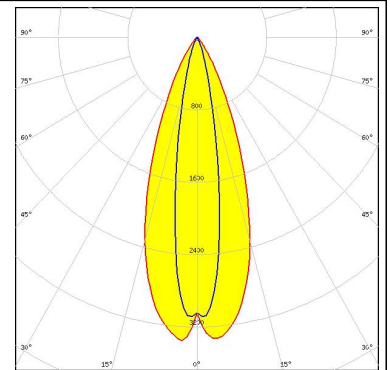
PHOTOMETRIC DATA (MEASURED):



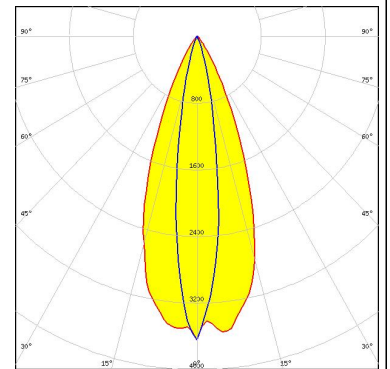

PHOTOMETRIC DATA (SIMULATED):



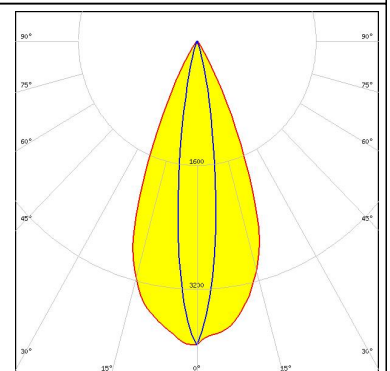
LED NVSxx19B/NVSxx19C
FWHM 38.0 + 17.0°
Efficiency 85 %
Peak intensity 3.500 cd/lm
Required components:



LED Duris S5 (2 chip)
FWHM 40.0 + 17.0°
Efficiency 90 %
Peak intensity 3.640 cd/lm
Required components:



LED SFH 4715AS
FWHM 44.0 + 15.0°
Efficiency 89 %
Peak intensity 0.000 cd/lm
Required components:



GENERAL INFORMATION:

NOTE: The typical beam angle will be changed by different color, chip size and chip position tolerance. The typical total beam angle is the full angle measured where the luminous intensity is half of the peak value.

MATERIALS:

As part of our continuous research and improvement processes, and to ensure the best possible quality and availability of our products, LEDiL reserves the right to change material grades without notice.

PRODUCT DATA USER AGREEMENT AND DISCLAIMER:

The measured data in the provided downloadable LEDiL Product Datasheets and Mechanical 2D-Drawings is rounded and provided as reference for planning. LEDiL Oy's optical specifications have been verified by conducting performance testing of the products in accordance with the company's quality system. The reported data are averaged results of multiple measurements with typical variation. LEDiL Oy reserves the right to without prior notification make changes and improvements to its products.

LEDiL Oy assumes neither warranty, nor guarantee nor any other liability of any kind for the contents and correctness of the provided data. The provided data has been generated with highest diligence but the provided data may in reality not represent the complete possible variation range of all intrinsic parameters. Therefore, in certain cases a deviation from the provided data could occur.

LEDiL Oy reserves the right to undertake technical changes of its products without further notification which could lead to changes in the provided data. LEDiL Oy assumes no liability of any kind for the possible deviation from any provided data or any other damage resulting from the usage of the provided data.

The user agrees to this disclaimer and user agreement with the download or usage of the provided files.

LEDiL Oy

Joensuunkatu 13
FI-24240 SALO
Finland

LEDiL Inc.

228 West Page Street
Suite D
Sycamore IL 60178
USA

Local sales and technical support

[www.ledil.com/
where_to_buy](http://www.ledil.com/where_to_buy)

Shipping locations

Salo, Finland
Hong Kong, China

Distribution Partners

[www.ledil.com/
where_to_buy](http://www.ledil.com/where_to_buy)