



Chipsmall Limited consists of a professional team with an average of over 10 year of expertise in the distribution of electronic components. Based in Hongkong, we have already established firm and mutual-benefit business relationships with customers from,Europe,America and south Asia,supplying obsolete and hard-to-find components to meet their specific needs.

With the principle of "Quality Parts,Customers Priority,Honest Operation,and Considerate Service",our business mainly focus on the distribution of electronic components. Line cards we deal with include Microchip,ALPS,ROHM,Xilinx,Pulse,ON,Everlight and Freescale. Main products comprise IC,Modules,Potentiometer,IC Socket,Relay,Connector.Our parts cover such applications as commercial,industrial, and automotives areas.

We are looking forward to setting up business relationship with you and hope to provide you with the best service and solution. Let us make a better world for our industry!



Contact us


Tel: +86-755-8981 8866 Fax: +86-755-8427 6832

Email & Skype: info@chipsmall.com Web: www.chipsmall.com

Address: A1208, Overseas Decoration Building, #122 Zhenhua RD., Futian, Shenzhen, China



FC6A and FT1A Series Digital I/O Cartridge



SPECIFICATIONS/RATINGS

Type	I/O Points	Part No.
Digital Input	4-point digital input (4/1 common)	FC6A-PN4
Transistor Output	4-point transistor sink output (4/1 common)	FC6A-PTK4
	4-point transistor source output (4/1 common)	FC6A-PTS4

Input Cartridge Specifications

Part No.	FC6A-PN4	
Input Points	4 (4/1 common)	
Rated Input Voltage	12/24V DC sink/source input signal	
Input Voltage Range	0 to 28.8V DC	
Rated Input Current	2.5mA/point (12V DC) 5mA/point (24V DC)	
Input Impedance	4.4kΩ	
ON/OFF Level	OFF Voltage	5V maximum
	ON Voltage	8.5V minimum
	OFF Current	0.9mA maximum
	ON Current	1.7mA minimum (at 8.5V DC)
Input Delay Time (24V DC)	Turn ON: 0.5ms Turn OFF: 0.5ms	
Isolation	Between input terminals: Not isolated Internal circuit: Photocoupler-isolated	
External Load for I/O Interconnection	Not needed	
Signal Determination Method	Static	
Effect of Improper Input Connection	Both sink and source input signals can be connected. If input exceeding the rated value is applied, permanent damage may be caused.	
Cable Length	3m in compliance with electromagnetic immunity	
Applicable Ferrule	1-wire: Al 0.5-6 (Phoenix Contact)	
Internal Current Draw	All Inputs ON	30mA (3.3V DC) 0mA (5V DC)
	All Inputs OFF	25mA (3.3V DC) 0mA (5V DC)
Internal Power Consumption (at 24V DC while all inputs ON)	0.10W	
Weight (approx.)	15g	

PRODUCT DESCRIPTION

The FC6A digital I/O cartridge can easily be installed in the SmartAXIS Touch FT1A-*14 and FC6A base units, providing a space-saving, wire-saving, quick and simple solution. With three types of cartridges available, these cost effective digital I/O cartridges can be added to suit the needs of many applications.

KEY FEATURES

- Space-saving solution
- Three types of cartridges available
- Up to 2 cartridges can be added to SmartAXIS Touch FT1A-*14 or FC6A base units
- Supported by FC6A firmware version 1.30 or later, included in Automation Organizer Ver. 3.60 or later, and FT1A Touch system software Ver. 4.05 or later included in Automation Organizer Ver. 3.50 or later

SPECIFICATIONS (CON'T)

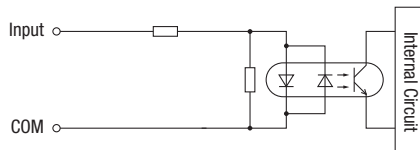
Output Cartridge Specifications

Part No.	FC6A-PTK4	FC6A-PTS4
Output Points	4 transistor sink output (4/1 common)	4 transistor source output (4/1 common)
Rated Load Voltage	12/24V DC	
Operating Load Voltage Range	10.2 to 28.8V DC	
Maximum Load Current	1 point	0.1A per point
	1 common	0.4A per common
Voltage Drop (ON Voltage)	1V maximum (voltage between COM and output terminals when output is on)	
Inrush Current	1A maximum	
Leakage Current	0.1mA maximum	
Clamping Voltage	Approx. 50V	
Maximum Lamp Load	2.4W	
Inductive Load	L/R = 10ms (28.8V DC 1Hz)	
External Current Draw	100 mA maximum, 24V DC (power voltage at the +V terminal)	100 mA maximum, 24V DC (power voltage at the -V terminal)
Overcurrent Protection	No	
Output Delay	Turn ON Time 450 μ s maximum Turn OFF Time 450 μ s maximum	
Isolation	Between output terminals: Not isolated Between output terminal and internal circuit: Photocoupler-isolated	
Applicable Ferrule	1-wire: AI 0.5-6 (Phoenix Contact)	
Internal Current Draw	All Outputs ON	35mA (3.3V DC) 0mA (5V DC)
	All Outputs OFF	30mA (3.3V DC) 0mA (5V DC)
Internal Power Consumption (at 24V DC while all outputs ON)	0.10W	
Weight (approx.)	15g	

CIRCUIT DIAGRAMS

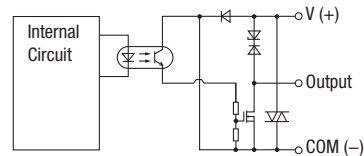
Input Internal Circuit

FC6A-PN4

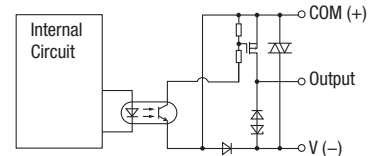


Output Internal Circuit

FC6A-PTK4



FC6A-PTS4



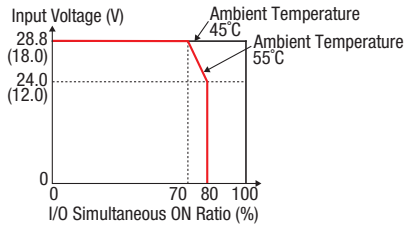
TEMPERATURE DERATING CURVES

Temperature derating curves when a digital I/O cartridge is installed

All-in-One FC6A CPU Modules

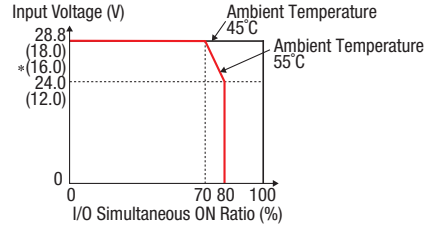
Input (with cartridge)

FC6A-C16K1CE
 FC6A-C24K1CE
 FC6A-C40K1CE
 FC6A-C40K1DE
 FC6A-C40K1CEJ
 FC6A-C40K1DEJ



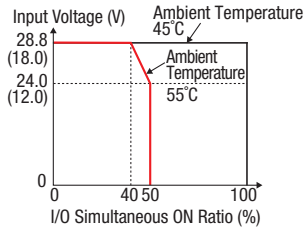
Output (with cartridge)

FC6A-C16K1CE
 FC6A-C24K1CE
 FC6A-C40K1CE
 FC6A-C40K1DE
 FC6A-C40K1CEJ
 FC6A-C40K1DEJ



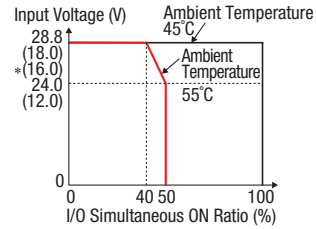
Input (with cartridge)

FC6A-C24P1CE
 FC6A-C40P1CE
 FC6A-C40P1DE
 FC6A-C40P1CEJ
 FC6A-C40P1DEJ



Output (with cartridge)

FC6A-C24P1CE
 FC6A-C40P1CE
 FC6A-C40P1DE
 FC6A-C40P1CEJ
 FC6A-C40P1DEJ

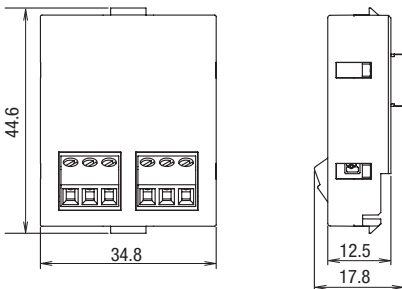


- Values in () are for 12V DC model.
- Values shown in *() are for CAN J1939 all-in-one model.

FT1A Touch (FT1A-*14KA/FT1A-*14SA)

Temperature derating curve is the same with or without digital I/O cartridge.

DIMENSIONS



All dimensions in mm.

