



Chipsmall Limited consists of a professional team with an average of over 10 year of expertise in the distribution of electronic components. Based in Hongkong, we have already established firm and mutual-benefit business relationships with customers from,Europe,America and south Asia,supplying obsolete and hard-to-find components to meet their specific needs.

With the principle of “Quality Parts,Customers Priority,Honest Operation,and Considerate Service”,our business mainly focus on the distribution of electronic components. Line cards we deal with include Microchip,ALPS,ROHM,Xilinx,Pulse,ON,Everlight and Freescale. Main products comprise IC,Modules,Potentiometer,IC Socket,Relay,Connector.Our parts cover such applications as commercial,industrial, and automotives areas.

We are looking forward to setting up business relationship with you and hope to provide you with the best service and solution. Let us make a better world for our industry!



Contact us

Tel: +86-755-8981 8866 Fax: +86-755-8427 6832

Email & Skype: info@chipsmall.com Web: www.chipsmall.com


Address: A1208, Overseas Decoration Building, #122 Zhenhua RD., Futian, Shenzhen, China



Product Specification

SFP Evaluation Board

FDB-1018



Finisar’s FDB-1018 Evaluation Board is the perfect vehicle for testing and evaluating the new Small Form Factor Pluggable (SFP) optical transceivers.

The board consists of a single SFP edge connector and cage, four 50-ohm SMA coaxial connectors (J8-J11) for the high-speed differential transmitter input and receiver output signals, and test points and LEDs for monitoring all other SFP pins. It is compatible with short wavelength and long wavelength SFP transceiver types for use at data rates of 125 Mb/s to 4.25 Gb/s.

The FDB-1018 SFP Evaluation Board is supplied with software and a DB-25 cable for communication with a PC parallel port. This cable allows direct communication between the PC and the module via the I²C 2-wire serial bus on pins MOD_DEF(1) and MOD_DEF(2), as well as for reading the status lines and setting the TX disable and Rate Select inputs.

The software included with the board provides a simple windows-based GUI for monitoring the Serial ID information available in Finisar’s SFP transceivers.

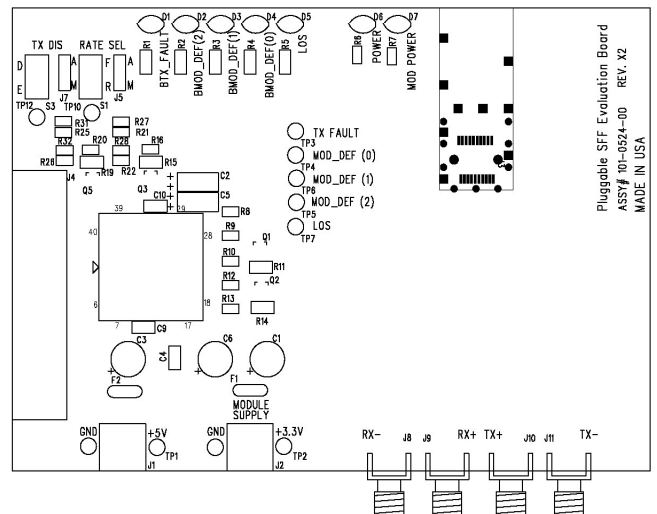
A switch is provided to assert and test the transmit disable function (S3). Another switch (S1) is provided to select the operating bit rate in those dual rate SFP transceivers that require it (not required for Finisar’s SFP transceivers). TX disable can be controlled either by the switch or the parallel port. Change the position of the jumper to change controls. Similarly, a jumper governs the Rate Select control.

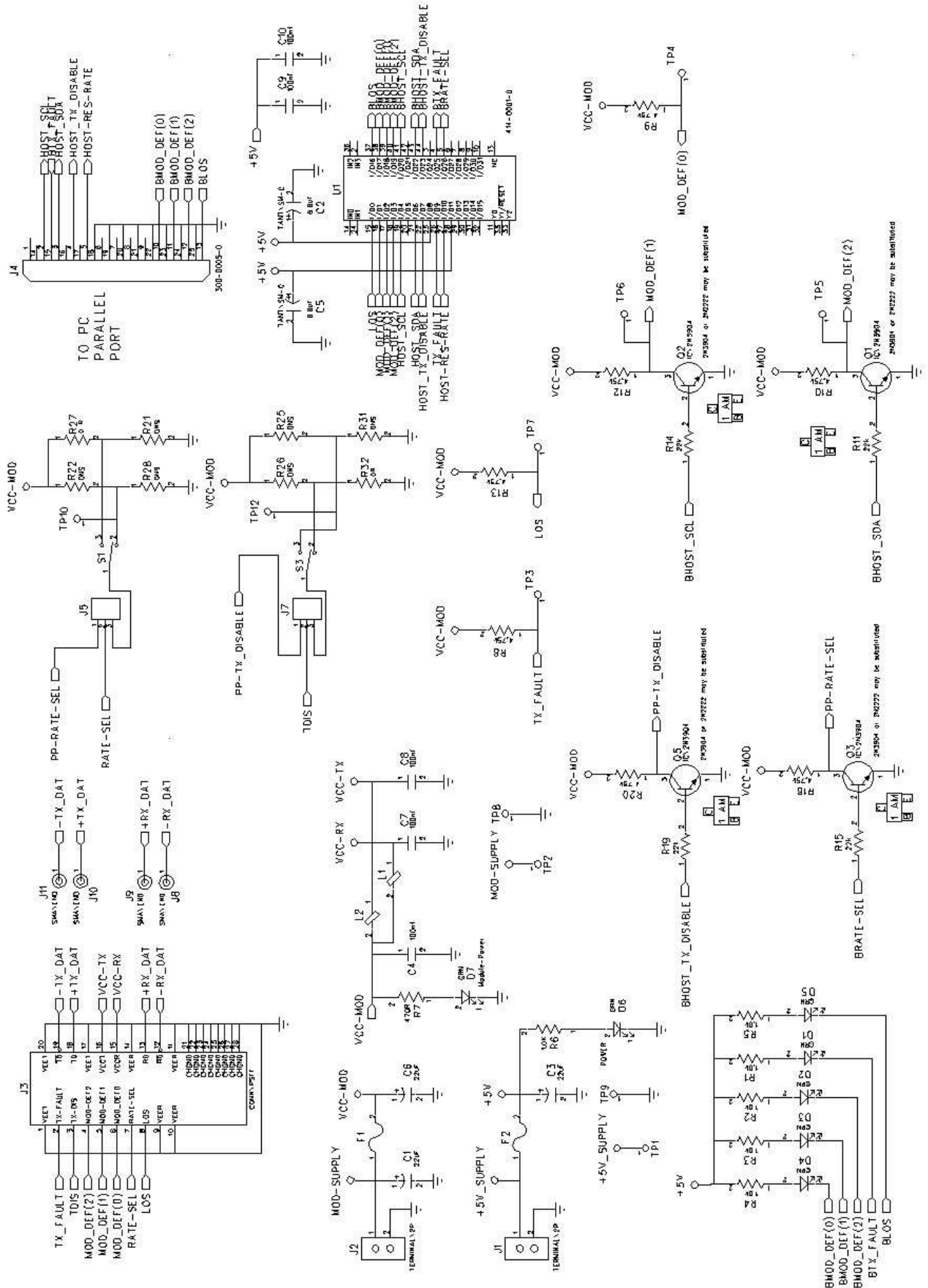
SPECIFICATIONS

The FDB-1018 SFP Evaluation Board requires two supply voltages. A module supply voltage of 3.1 to 3.6V should be supplied at connector J2. A 5V ±10% supply, used for the parallel port communication, should be connected to J1.

Input signals to the TX+ and TX– connectors should yield a differential swing ranging from 400 mV to 2400 mV, or each have a single-ended swing ranging from 200 mV to 1200 mV. Output signals on the RX+ and RX– connectors may range between 185 to 1000 mV, single-ended. SFP transceivers have internal AC coupling on all data lines.

The board layout and schematics are shown below.





Finisar Corporation
1389 Moffett Park Drive
Sunnyvale, CA 94089-1133
Tel. 1-408-548-1000
Fax 1-408-541-6138
sales@finisar.com
www.finisar.com