



Chipsmall Limited consists of a professional team with an average of over 10 year of expertise in the distribution of electronic components. Based in Hongkong, we have already established firm and mutual-benefit business relationships with customers from,Europe,America and south Asia,supplying obsolete and hard-to-find components to meet their specific needs.

With the principle of “Quality Parts,Customers Priority,Honest Operation,and Considerate Service”,our business mainly focus on the distribution of electronic components. Line cards we deal with include Microchip,ALPS,ROHM,Xilinx,Pulse,ON,Everlight and Freescale. Main products comprise IC,Modules,Potentiometer,IC Socket,Relay,Connector.Our parts cover such applications as commercial,industrial, and automotives areas.

We are looking forward to setting up business relationship with you and hope to provide you with the best service and solution. Let us make a better world for our industry!



## Contact us

Tel: +86-755-8981 8866 Fax: +86-755-8427 6832

Email & Skype: info@chipsmall.com Web: www.chipsmall.com

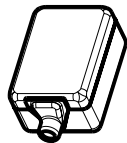
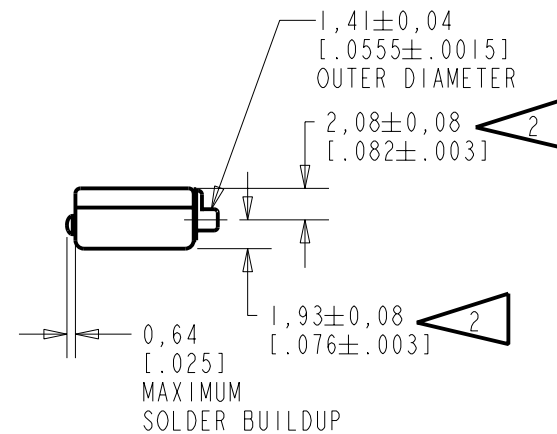
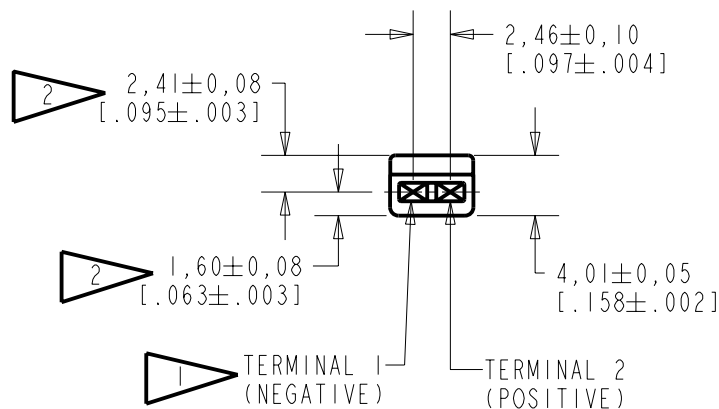
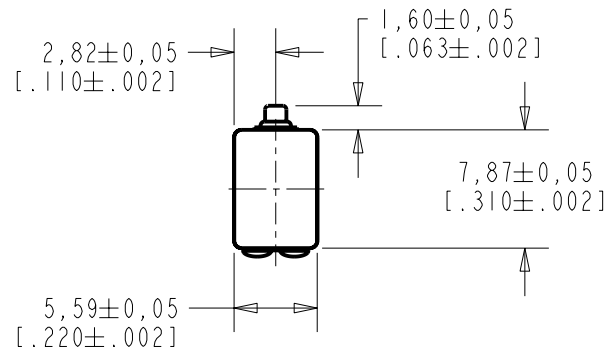
Address: A1208, Overseas Decoration Building, #122 Zhenhua RD., Futian, Shenzhen, China



**FEF-26356-104**  
SHT 1.1

NOTES:

- 1 A POSITIVE GOING VOLTAGE AT TERMINAL 2, RELATIVE TO TERMINAL 1, CAUSES A DECREASE IN PRESSURE AT THE SOUND OUTLET.
- 2 LOCATED FROM TWO SURFACES FOR CUSTOMER CONVENIENCE. ONLY APPLICABLE FROM ONE SURFACE, NOT TO BE USED TOGETHER. HORIZONTAL LOCATION FOR TERMINAL CENTERED TO  $\pm 0,17$  [.007].



NOMINAL WEIGHT  
.66 GRAMS

DIMENSIONS IN MILLIMETERS [INCHES]

**KNOWLES ELECTRONICS**  
ITASCA, ILLINOIS U.S.A.

Revision	C.O. #	Implementation Date	RELEASE LEVEL	REVISION
			<b>Released</b>	<b>A</b>
A	CI0103605	2-6-06		
SCALE: <b>2:1</b>				
DO NOT SCALE DRAWING			DR. BY	DATE
TITLE: <b>RECEIVER</b>			MMM	2-6-06
			<b>FEF-26356-104</b> SHT 1.1	
OUTLINE DRAWING				
			GJP	2-8-06

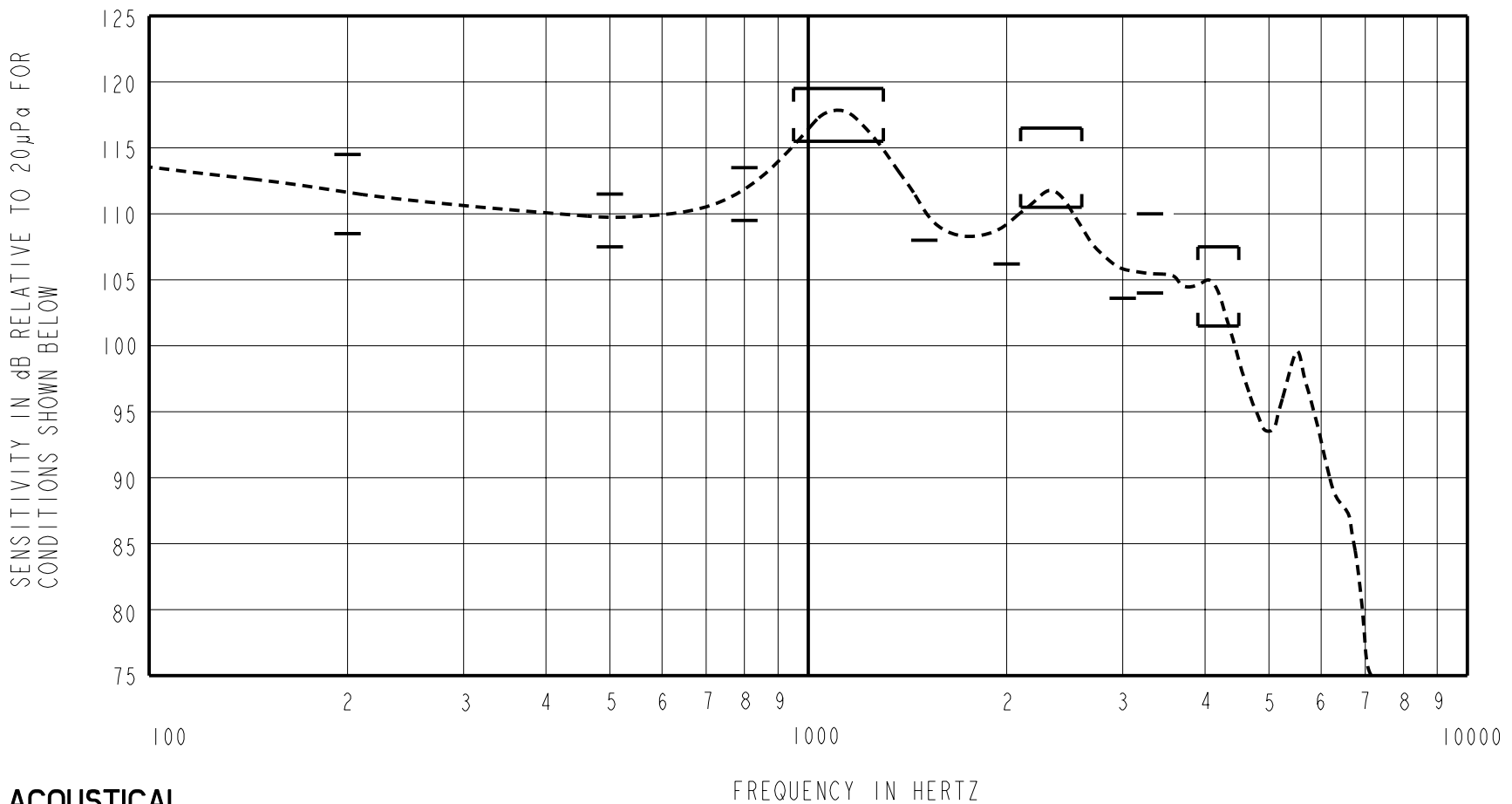
THE FEF-26356-104 IS A FERROFLUID DAMPED EF-26356-000 RECEIVER. THE AMPLITUDE OF PEAK #2 OF THE FREQUENCY RESPONSE IS +4dB RELATIVE TO THE SENSITIVITY AT 500 Hz UNDER CONSTANT VOLTAGE DRIVE CONDITIONS.

FERROFLUID DAMPING

FEF-26356-104

SHEET 2.1

CONSTANT VOLTAGE DRIVE CONDITIONS



ACOUSTICAL

SENSITIVITY DEVICE WILL PRODUCE THE SPL LISTED BELOW UNDER TEST CONDITIONS DESCRIBED IN TABLE 3. NOMINAL SENSITIVITY AT 500 Hz IS dB RELATIVE TO 20µPa. ALL OTHER VALUES IN dB RELATIVE TO THE SENSITIVITY AT 500 Hz EXCEPT MINIMUM LIMITS AT 1500, 2000, AND 3000 Hz (I.E., dB RE 20 µPa PER CUSTOMER REQUIREMENT).

FREQUENCY (Hz)	MINIMUM	NOMINAL	MAXIMUM
200	-1.0	+2.0	+5.0
500	-2.0	109.5	+2.0
800	0.0	+2.0	+4.0
950-1300	+6.0	+8.0	+10.0
1500	108.0	-	-
2000	106.2	-	-
2100-2600	+1.0	+4.0	+7.0
3000	103.6	-	-
3300	-5.5	-2.5	+0.5
3900-4500	-8.0	-5.0	-2.0

PORT LOCATION: 12S

TABLE 1

TOTAL HARMONIC DISTORTION DEVICE WILL NOT EXCEED TOTAL HARMONIC DISTORTION LEVELS LISTED BELOW.

FREQUENCY (Hz)	AC DRIVE (V rms)	DC BIAS (mA)	LIMIT (%)
500	0.14	0	5
500	0.25	0	10

TABLE 2

TEST CONDITIONS

NOMINAL SOURCE VOLTAGE	0.14 V rms, 0 mA DC BIAS
SOURCE IMPEDANCE	<1 Ohm
TUBING	8mm x 1mm ID + 28mm x 1.5mm ID EAR HOOK SIMULATOR + 25mm x 2mm ID TUBE + 18mm x 3mm ID TUBE
COUPLER CAVITY	2 CM <sup>3</sup> , SIMULATED ANSI S3.7 TYPE HA-3 (IEC 126)

TABLE 3

ELECTRICAL

DC RESISTANCE	39.1 Ohms ± 10%
IMPEDANCE @ 500 Hz	73 Ohms ± 15%
IMPEDANCE @ 1kHz	115 Ohms ± 15%

TABLE 4

ISOLATION: CASE WILL BE ELECTRICALLY ISOLATED FROM THE COIL CIRCUIT.

TEMPERATURE: OPERATING RANGE FROM 0°C TO 63°C (SENSITIVITY WILL NOT VARY BY MORE THAN ±3 dB WITHIN RANGE) SENSITIVITY AT 0°C IS 1.5dB LOWER THAN THE SENSITIVITY AT ROOM TEMPERATURE. DELTA PEAK IS 1.8dB HIGHER AT BODY TEMPERATURE (37°C) STORAGE RANGE FROM -40°C TO 63°C

Revision	C.O. #	Implementation Date	RELEASE LEVEL	REVISION
			Released	A
A	C10103605	2-6-06		
WHEN TEST LIMITS ARE USED TO ESTABLISH INCOMING INSPECTION ACCEPTANCE/REJECTION CRITERIA, CORRELATION OF TEST EQUIPMENT WITH KNOWLES IS ALSO REQUIRED FOR ELIMINATION OF EQUIPMENT AND TEST METHOD VARIATION			DR. BY	DATE
TITLE: RECEIVER PERFORMANCE SPECIFICATION			MMM	2-6-06
			FEF-26356-104	
			GJP	2-8-06
			APP. BY	DATE
			GJP	2-8-06

KNOWLES ELECTRONICS  
ITASCA, ILLINOIS U.S.A.