



Chipsmall Limited consists of a professional team with an average of over 10 year of expertise in the distribution of electronic components. Based in Hongkong, we have already established firm and mutual-benefit business relationships with customers from,Europe,America and south Asia,supplying obsolete and hard-to-find components to meet their specific needs.

With the principle of “Quality Parts,Customers Priority,Honest Operation,and Considerate Service”,our business mainly focus on the distribution of electronic components. Line cards we deal with include Microchip,ALPS,ROHM,Xilinx,Pulse,ON,Everlight and Freescale. Main products comprise IC,Modules,Potentiometer,IC Socket,Relay,Connector.Our parts cover such applications as commercial,industrial, and automotives areas.

We are looking forward to setting up business relationship with you and hope to provide you with the best service and solution. Let us make a better world for our industry!



## Contact us

Tel: +86-755-8981 8866 Fax: +86-755-8427 6832

Email & Skype: info@chipsmall.com Web: www.chipsmall.com

Address: A1208, Overseas Decoration Building, #122 Zhenhua RD., Futian, Shenzhen, China



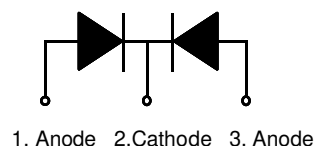

## FFL60U60DN

### Features

- High voltage and high reliability
- High speed switching
- Low forward voltage

### Applications

- General purpose
- Switching mode power supply
- Free-wheeling diode for motor application
- Power switching circuits



## ULTRA FAST RECOVERY POWER RECTIFIER

### Absolute Maximum Ratings (per diode) $T_C=25^\circ\text{C}$ unless otherwise noted

| Symbol         | Parameter   | Value        | Units            |
|----------------|---|--------------|------------------|
| $V_{RRM}$      | Peak Repetitive Reverse Voltage                                 | 600          | V                |
| $I_{F(AV)}$    | Average Rectified Forward Current @ $T_C = 100^\circ\text{C}$   | 60           | A                |
| $I_{FSM}$      | Non-repetitive Peak Surge Current<br>60Hz Single Half-Sine Wave | 360          | A                |
| $T_J, T_{STG}$ | Operating Junction and Storage Temperature                      | - 65 to +150 | $^\circ\text{C}$ |

### Thermal Characteristics

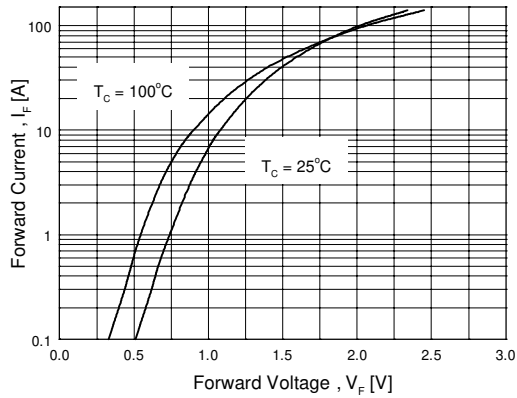
| Symbol          | Parameter                                    | Value | Units                     |
|-----------------|--|-------|---------------------------|
| $R_{\theta JC}$ | Maximum Thermal Resistance, Junction to Case | 0.45  | $^\circ\text{C}/\text{W}$ |

### Electrical Characteristics (per diode) $T_C=25^\circ\text{C}$ unless otherwise noted

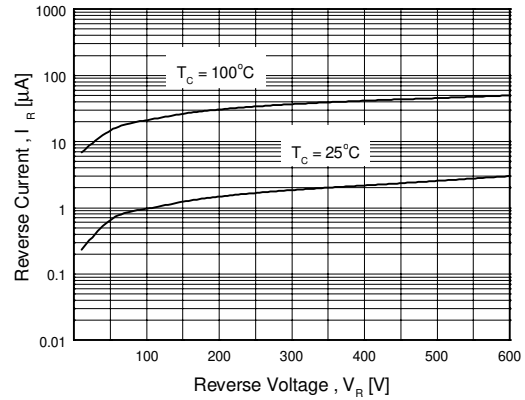
| Symbol     | Parameter   | Min.                      | Typ. | Max. | Units |               |
|------------|---|---------------------------|------|------|-------|---------------|
| $V_{FM}^*$ | Maximum Instantaneous Forward Voltage<br>$I_F = 60\text{A}$                                   | $T_C = 25^\circ\text{C}$  | -    | -    | 2.2   | V             |
|            |   | $T_C = 100^\circ\text{C}$ | -    | -    | 2.0   |               |
| $I_{RM}^*$ | Maximum Instantaneous Reverse Current<br>@ rated $V_R$  | $T_C = 25^\circ\text{C}$  | -    | -    | 25    | $\mu\text{A}$ |
|            |   | $T_C = 100^\circ\text{C}$ | -    | -    | 250   |               |
| $t_{rr}$   | Maximum Reverse Recovery Time   | -                         | -    | 90   | ns    |               |
| $I_{rr}$   | Maximum Reverse Recovery Current  | -                         | -    | 9    | A     |               |
| $Q_{rr}$   | Maximum Reverse Recovery Charge<br>( $I_F = 60\text{A}$ , $di/dt = 200\text{A}/\mu\text{s}$ ) | -                         | -    | 405  | nC    |               |
| $W_{AVL}$  | Avalanche Energy  | 1.0                       | -    | -    | mJ    |               |

\* Pulse Test: Pulse Width=300 $\mu\text{s}$ , Duty Cycle=2%

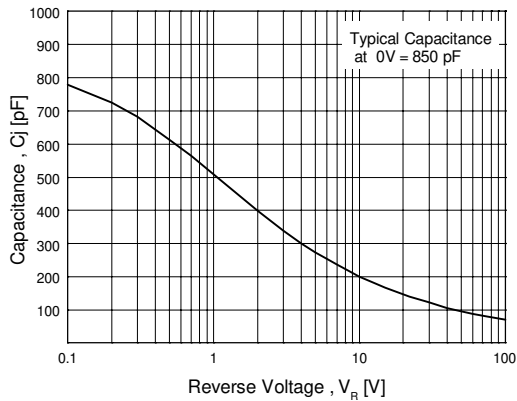
## Typical Characteristics



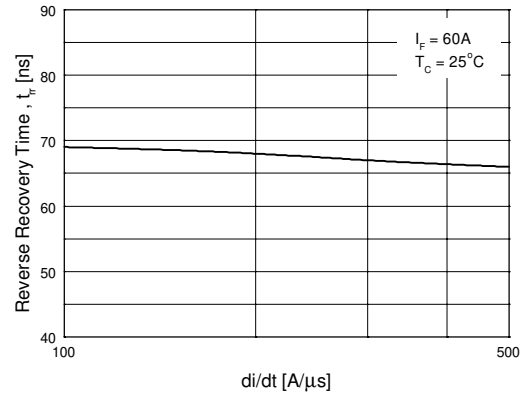
**Figure 1. Typical Forward Voltage Drop vs. Forward Current**



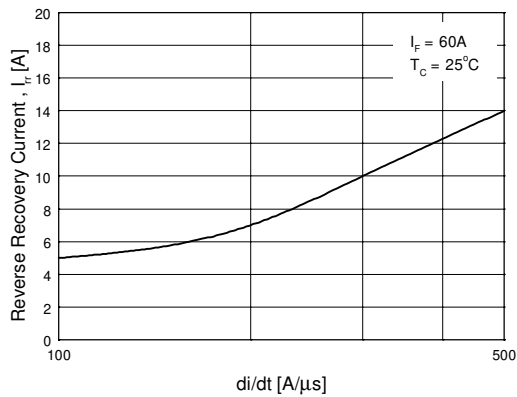
**Figure 2. Typical Reverse Current vs. Reverse Voltage**



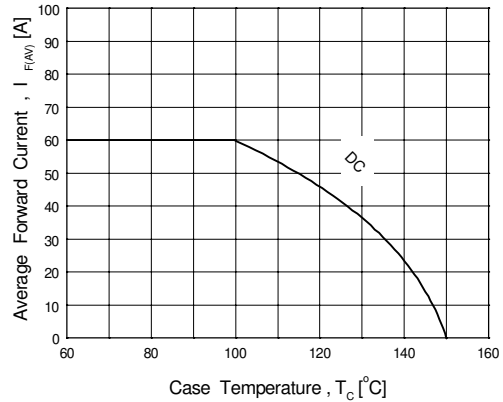
**Figure 3. Typical Junction Capacitance**



**Figure 4. Typical Reverse Recovery Time vs. di/dt**



**Figure 5. Typical Reverse Recovery Current vs. di/dt**

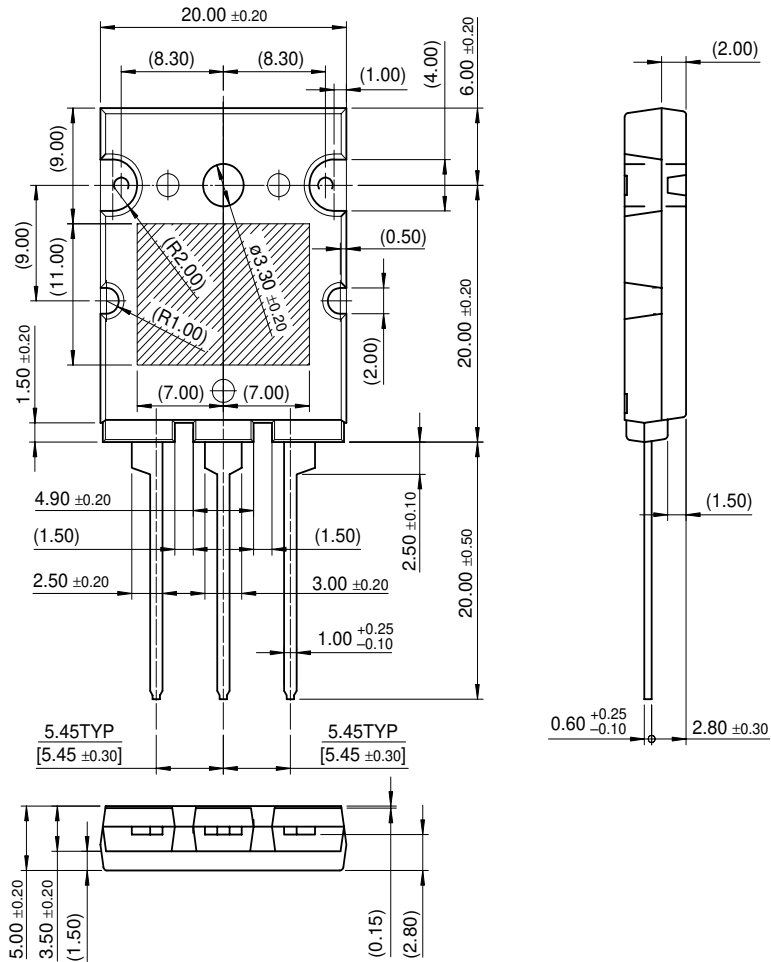


**Figure 6. Forward Current Derating Curve**

# Package Dimensions

## TO-264

FFL60U60DN



Dimensions in Millimeters

## TRADEMARKS

The following are registered and unregistered trademarks Fairchild Semiconductor owns or is authorized to use and is not intended to be an exhaustive list of all such trademarks.

|                                   |                                      |                                  |                   |
|-----------------------------------|--------------------------------------|----------------------------------|-------------------|
| ACE <sup>x</sup> <sup>TM</sup>    | FAST <sup>r</sup> <sup>TM</sup>      | QFET <sup>TM</sup>               | VCX <sup>TM</sup> |
| Bottomless <sup>TM</sup>          | GlobalOptoisolator <sup>TM</sup>     | QS <sup>TM</sup>                 |                   |
| CoolFET <sup>TM</sup>             | GTO <sup>TM</sup>                    | QT Optoelectronics <sup>TM</sup> |                   |
| CROSSVOLT <sup>TM</sup>           | HiSeC <sup>TM</sup>                  | Quiet Series <sup>TM</sup>       |                   |
| DO <sup>M</sup> E <sup>TM</sup>   | ISOP <sup>L</sup> ANAR <sup>TM</sup> | SuperSOT <sup>TM</sup> -3        |                   |
| E <sup>2</sup> CMOS <sup>TM</sup> | MICROWIRE <sup>TM</sup>              | SuperSOT <sup>TM</sup> -6        |                   |
| EnSigna <sup>TM</sup>             | OPTOLOGIC <sup>TM</sup>              | SuperSOT <sup>TM</sup> -8        |                   |
| FACT <sup>TM</sup>                | OPTOPLANAR <sup>TM</sup>             | SyncFET <sup>TM</sup>            |                   |
| FACT Quiet Series <sup>TM</sup>   | POP <sup>TM</sup>                    | TinyLogic <sup>TM</sup>          |                   |
| FAST <sup>®</sup>                 | PowerTrench <sup>®</sup>             | UHC <sup>TM</sup>                |                   |

## DISCLAIMER

FAIRCHILD SEMICONDUCTOR RESERVES THE RIGHT TO MAKE CHANGES WITHOUT FURTHER NOTICE TO ANY PRODUCTS HEREIN TO IMPROVE RELIABILITY, FUNCTION OR DESIGN. FAIRCHILD DOES NOT ASSUME ANY LIABILITY ARISING OUT OF THE APPLICATION OR USE OF ANY PRODUCT OR CIRCUIT DESCRIBED HEREIN; NEITHER DOES IT CONVEY ANY LICENSE UNDER ITS PATENT RIGHTS, NOR THE RIGHTS OF OTHERS.

## LIFE SUPPORT POLICY

FAIRCHILD'S PRODUCTS ARE NOT AUTHORIZED FOR USE AS CRITICAL COMPONENTS IN LIFE SUPPORT DEVICES OR SYSTEMS WITHOUT THE EXPRESS WRITTEN APPROVAL OF FAIRCHILD SEMICONDUCTOR CORPORATION. As used herein:

1. Life support devices or systems are devices or systems which, (a) are intended for surgical implant into the body, or (b) support or sustain life, or (c) whose failure to perform when properly used in accordance with instructions for use provided in the labeling, can be reasonably expected to result in significant injury to the user.
2. A critical component is any component of a life support device or system whose failure to perform can be reasonably expected to cause the failure of the life support device or system, or to affect its safety or effectiveness.

## PRODUCT STATUS DEFINITIONS

### Definition of Terms

| Datasheet Identification | Product Status         | Definition  |
|--------------------------|------------------------|---|
| Advance Information      | Formative or In Design | This datasheet contains the design specifications for product development. Specifications may change in any manner without notice.  |
| Preliminary              | First Production       | This datasheet contains preliminary data, and supplementary data will be published at a later date. Fairchild Semiconductor reserves the right to make changes at any time without notice in order to improve design. |
| No Identification Needed | Full Production        | This datasheet contains final specifications. Fairchild Semiconductor reserves the right to make changes at any time without notice in order to improve design.   |
| Obsolete                 | Not In Production      | This datasheet contains specifications on a product that has been discontinued by Fairchild semiconductor. The datasheet is printed for reference information only.   |