



Chipsmall Limited consists of a professional team with an average of over 10 year of expertise in the distribution of electronic components. Based in Hongkong, we have already established firm and mutual-benefit business relationships with customers from,Europe,America and south Asia,supplying obsolete and hard-to-find components to meet their specific needs.

With the principle of “Quality Parts,Customers Priority,Honest Operation,and Considerate Service”,our business mainly focus on the distribution of electronic components. Line cards we deal with include Microchip,ALPS,ROHM,Xilinx,Pulse,ON,Everlight and Freescale. Main products comprise IC,Modules,Potentiometer,IC Socket,Relay,Connector.Our parts cover such applications as commercial,industrial, and automotives areas.

We are looking forward to setting up business relationship with you and hope to provide you with the best service and solution. Let us make a better world for our industry!



Contact us

Tel: +86-755-8981 8866 Fax: +86-755-8427 6832

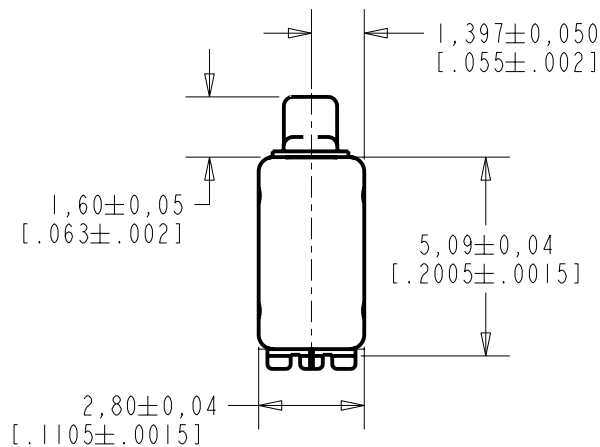
Email & Skype: info@chipsmall.com Web: www.chipsmall.com

Address: A1208, Overseas Decoration Building, #122 Zhenhua RD., Futian, Shenzhen, China



FH-26745-000

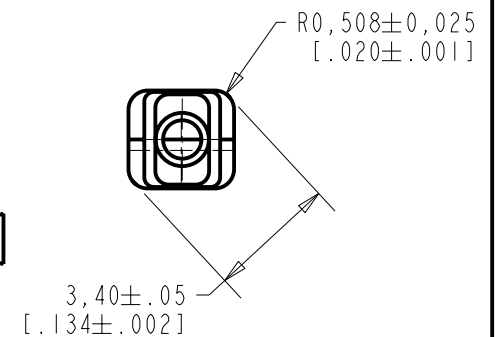
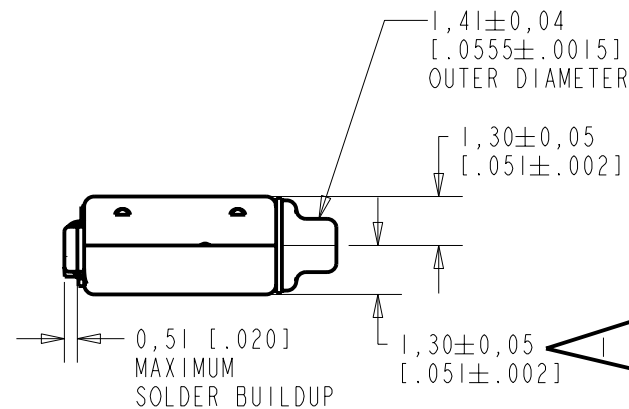
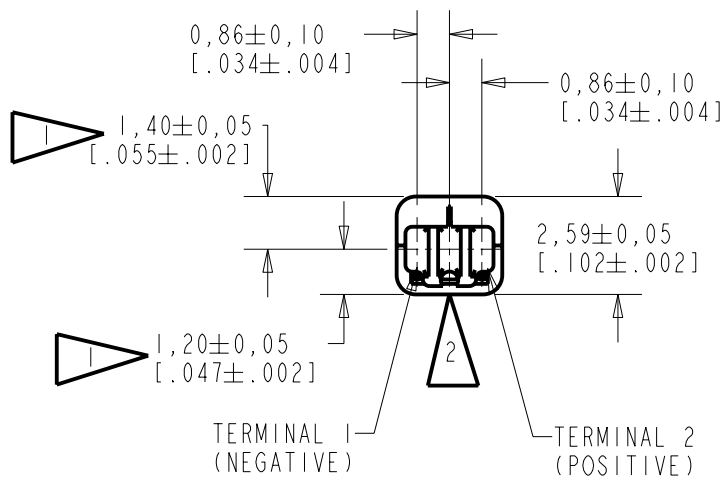
SHT 1.1



NOTES:

1 LOCATED FROM TWO SURFACES FOR CUSTOMER CONVENIENCE. ONLY APPLICABLE FROM ONE SURFACE, NOT TO BE USED TOGETHER. HORIZONTAL LOCATION FOR TERMINAL CENTERED TO $\pm 0,007$ [.003].

2 TERMINAL ELECTRICALLY CONNECTED TO CASE.



NOMINAL WEIGHT
.18 GRAMS DIMENSIONS IN MILLIMETERS [INCHES]

Revision	C.O. #	Implementation Date	RELEASE LEVEL	REVISION
F	CI0106252	7-31-07	Released	F
E	CI0105698	4-11-07		
D	CI0104920P	10-13-06		

KNOWLES ELECTRONICS
ITASCA, ILLINOIS U.S.A.

SCALE: 5:1		DR. BY	DATE
DO NOT SCALE DRAWING		MMM	9-15-05
TITLE: RECEIVER		CK. BY	DATE
OUTLINE DRAWING		GJP	9-20-05
FH-26745-000		APP. BY	DATE
SHT 1.1		GJP	9-20-05

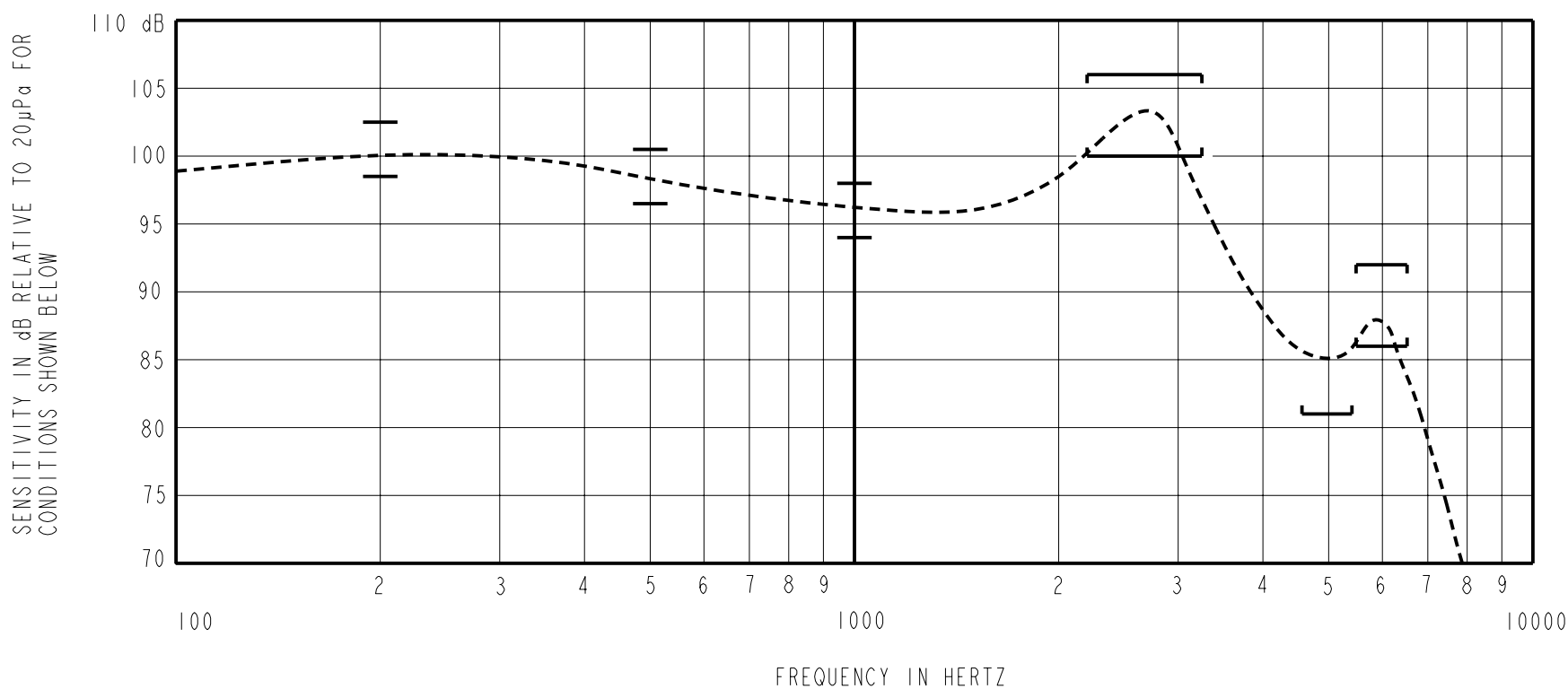
THE FH-26745-000 IS AN UNDAMPED MAGNETIC BALANCED ARMATURE RECEIVER WITH CASE GROUND CONNECTION INTENDED FOR USE IN HEARING INSTRUMENTS.

CONSTANT VOLTAGE DRIVE CONDITIONS

NO DAMPING

FH-26745-000

SHEET 2.1



ACOUSTICAL

SENSITIVITY

DEVICE WILL PRODUCE THE SPL LISTED BELOW UNDER TEST CONDITIONS DESCRIBED IN TABLE 3. NOMINAL SENSITIVITY AT 1kHz IS dB RELATIVE TO 20µPa. ALL OTHER VALUES IN dB RELATIVE TO THE SENSITIVITY AT 1kHz.

FREQUENCY (Hz)	MINIMUM	NOMINAL	MAXIMUM
200	+2.5	+4.5	+6.5
500	+0.5	+2.5	+4.5
1000	-2.0	96.0	+2.0
2300 - 3300	+4.0	+7.0	+10.0
4600 - 5400	-15.0	---	---
5500 - 6500	-10.0	-7.0	-4.0

PORT LOCATION: 12S

TABLE 1

TOTAL HARMONIC DISTORTION

DEVICE WILL NOT EXCEED TOTAL HARMONIC DISTORTION LEVELS LISTED BELOW.

FREQUENCY (Hz)	AC DRIVE (V rms)	DC BIAS (V)	LIMIT (%)
500	0.35	0	10
870	0.125	0	5
1300	0.125	0	5

TABLE 2

TEST CONDITIONS

NOMINAL SOURCE VOLTAGE	0.125 V rms, 0 mA DC BIAS
SOURCE IMPEDANCE	<1 Ohm
TUBING	10mm [.394"] LONG, 1mm [.039"] I.D.
COUPLER CAVITY	2 CM ³ , SIMULATED ANSI S3.7 TYPE HA-3 (IEC 126)

TABLE 3

ELECTRICAL

DC RESISTANCE	60 Ohms ± 10%
IMPEDANCE @ 500 Hz	90 Ohms ± 15%
IMPEDANCE @ 1kHz	130 Ohms ± 15%

TABLE 4

ISOLATION: CASE WILL BE ELECTRICALLY ISOLATED FROM THE COIL CIRCUIT.

Revision	C.O. #	Implementation Date	RELEASE LEVEL	REVISION
F	C10106252	7-31-07	Released	F
E	C10105698	4-11-07		
D	C10104920P	10-13-06		
WHEN TEST LIMITS ARE USED TO ESTABLISH INCOMING INSPECTION ACCEPTANCE/REJECTION CRITERIA, CORRELATION OF TEST EQUIPMENT WITH KNOWLES IS ALSO REQUIRED FOR ELIMINATION OF EQUIPMENT AND TEST METHOD VARIATION			DR. BY	DATE
TITLE: RECEIVER PERFORMANCE SPECIFICATION			MMM	9-15-05
			CK. BY	DATE
FH-26745-000 SHT 2.1			GJP	9-20-05
			APP. BY	DATE
			GJP	9-20-05

KNOWLES ELECTRONICS
ITASCA, ILLINOIS U.S.A.