



Chipsmall Limited consists of a professional team with an average of over 10 year of expertise in the distribution of electronic components. Based in Hongkong, we have already established firm and mutual-benefit business relationships with customers from,Europe,America and south Asia,supplying obsolete and hard-to-find components to meet their specific needs.

With the principle of “Quality Parts,Customers Priority,Honest Operation,and Considerate Service”,our business mainly focus on the distribution of electronic components. Line cards we deal with include Microchip,ALPS,ROHM,Xilinx,Pulse,ON,Everlight and Freescale. Main products comprise IC,Modules,Potentiometer,IC Socket,Relay,Connector.Our parts cover such applications as commercial,industrial, and automotives areas.

We are looking forward to setting up business relationship with you and hope to provide you with the best service and solution. Let us make a better world for our industry!



Contact us

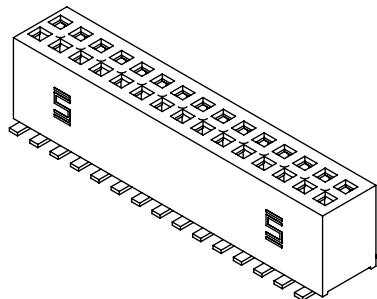
Tel: +86-755-8981 8866 Fax: +86-755-8427 6832

Email & Skype: info@chipsmall.com Web: www.chipsmall.com

Address: A1208, Overseas Decoration Building, #122 Zhenhua RD., Futian, Shenzhen, China



DO NOT SCALE FROM THIS PRINT



FLE-1XX-XX-XX-DV-X

No OF POSITIONS

-02 THRU -75 (PER ROW)

LEAD STYLE

-01: SURFACE MOUNT (USE C-96-01-XX)

PLATING SPECIFICATION

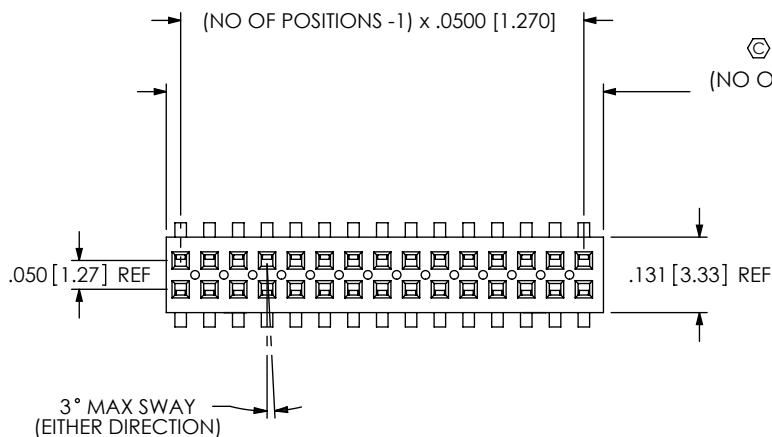
- G: 10μ" GOLD IN CONTACT AREA, 3μ" GOLD ON TAIL
- H: 30μ" HEAVY GOLD IN CONTACT AREA, 3μ" GOLD ON TAIL
- GF: 3μ" ON ENTIRE CONTACT

OPTION

- A: ALIGNMENT PIN (SEE FIG 2 & 3, SHT 2) (USE FLE-XX-D-XX) (MOLDED TO POSITION OR STAKED) (SAMTEC'S DISCRETION WHICH -A PIN IS USED) (MOLDED 3 POSITION MINIMUM) (STAKED 7 POSITION MINIMUM)
- P: PICK AND PLACE PAD (SEE FIG 4, SHT 2) (USE LMP-09, -05 POSITIONS MIMIMUM)
- K: POLYIMIDE FILM PAD (SEE FIG 6, SHT 2) (USE K-DOT-.167-.281-.005) (-05 POSITIONS MIMIMUM)
- TR: TAPE & REEL

BODY SPECIFICATION

-DV: DOUBLE VERTICAL (USE FLE-75-D-XX)



$(NO\ OF\ POSITIONS\ x\ .0500\ [1.270] + .0045\ [0.114] \begin{matrix} +.0065[+0.165] \\ -.0050[-0.127] \end{matrix})$
(SEE NOTE 8)

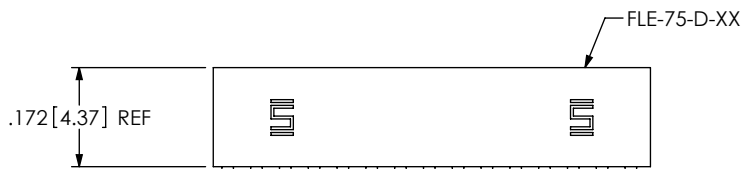
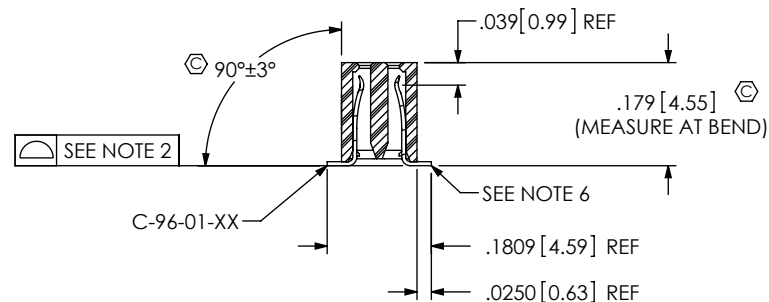


FIG 1
FLE-1XX-01-X-DV SHOWN



NOTES:

1. Ⓢ REPRESENTS A CRITICAL DIMENSION.
2. COPLANARITY: POSITIONS -2 THRU -26: .004 [.10]
POSITIONS -27 THRU -75: .006 [.15]
3. MINIMUM PUSHOUT FORCE: .5 LB.
4. PACKAGE POSITIONS -05 THRU -75 IN TUBES;
PACKAGE POSITIONS -02 THRU -04 IN ASBBLT4X5.5 BUBBLE BAGS.
5. FOR EVERY FINISHED PART, ONE POSITION WILL BE LOST WHEN CUTTING BODY TO LENGTH.
6. MAXIMUM BURR ALLOWANCE: .003 [.08].
7. MAXIMUM CUT FLASH: .010 [.25] MAX WITH NO FLASH ALLOWED IN HOLES OR EXTENDING BELOW LEADS.
8. THIS DIMENSION FOR 75 POSITIONS IS 3.759[95.47] REF.

<p>UNLESS OTHERWISE SPECIFIED, DIMENSIONS ARE IN INCHES.</p> <p>TOLERANCES ARE:</p> <table border="0"> <tr> <td>DECIMALS</td> <td>ANGLES</td> </tr> <tr> <td>.XX: ±.01 [.3]</td> <td>2°</td> </tr> <tr> <td>.XXX: ±.005 [.13]</td> <td></td> </tr> <tr> <td>.XXXX: ±.0020 [.051]</td> <td></td> </tr> </table>	DECIMALS	ANGLES	.XX: ±.01 [.3]	2°	.XXX: ±.005 [.13]		.XXXX: ±.0020 [.051]		<p>PROPRIETARY NOTE</p> <p>THIS DOCUMENT CONTAINS CONFIDENTIAL AND PROPRIETARY INFORMATION AND ALL DESIGN, MANUFACTURING, REPRODUCTION, USE, PATENT RIGHTS AND SALES RIGHTS ARE EXPRESSLY RESERVED BY SAMTEC, INC. THIS DOCUMENT SHALL NOT BE DISCLOSED, IN WHOLE OR PART, TO ANY UNAUTHORIZED PERSON OR ENTITY NOR REPRODUCED, TRANSFERRED OR INCORPORATED IN ANY OTHER PROJECT IN ANY MANNER WITHOUT THE EXPRESS WRITTEN CONSENT OF SAMTEC, INC.</p>	<p>520 PARK EAST BLVD., NEW ALBANY, IN 47150 PHONE: 812-944-6733 FAX: 812-948-5047 e-Mail: info@SAMTEC.com code 55322</p>
	DECIMALS	ANGLES								
.XX: ±.01 [.3]	2°									
.XXX: ±.005 [.13]										
.XXXX: ±.0020 [.051]										
<p>MATERIAL: DO NOT SCALE DRAWING SHEET SCALE: 3:1</p> <p>INSULATOR: VECTRA E130i, COLOR: BLACK CONTACT: PHOS BRONZE</p>	<p>DESCRIPTION: DUAL ROW .050 [1.27 X .050 [1.27] STRIP ASSEMBLY</p> <p>DWG. NO. FLE-1XX-XX-XX-DV-X</p>									
<p>F:\DWG\MISC\MKTG\FLE-1XX-XX-XX-DV-X-MKT.SLDDRW</p>		<p>BY: D PURVIS 11/05/96 SHEET 1 OF 2</p>								

FIG 2
-A: OPTION
MOLDED ALIGNMENT PIN (3 POSITION MINIMUM)
(DIFFERENT AS SHOWN, OTHERWISE SAME AS FIG 1)

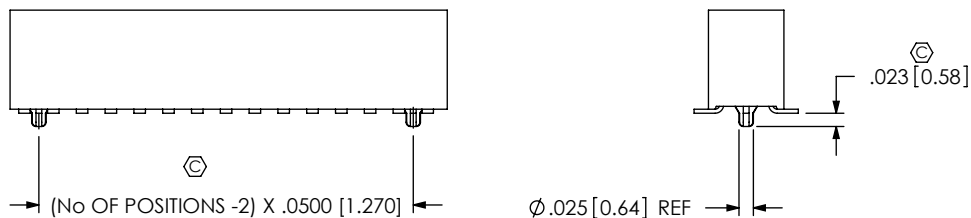
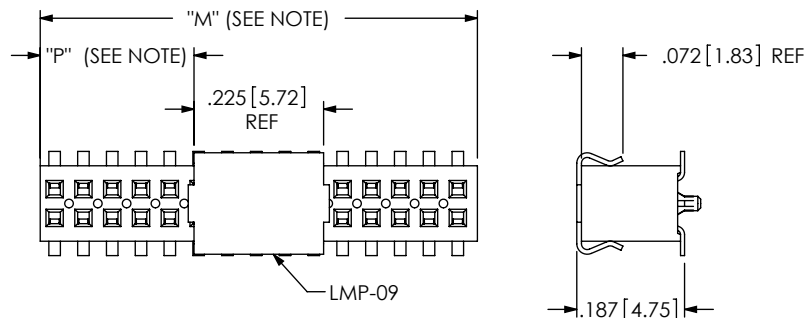


FIG 4
-P: OPTION
(USE LMP-09)
(DIFFERENT AS SHOWN, OTHERWISE SAME AS FIG 1)



NOTE: "M" = USED MEASURED DIMENSION (REF)
"P" = (("M" - .225 [5.71]) / 2) ± .020 [.51]

FIG 3
-A: OPTION
STAKED ALIGNMENT PIN (7 POSITION MINIMUM)
(DIFFERENT AS SHOWN, OTHERWISE SAME AS FIG 1)

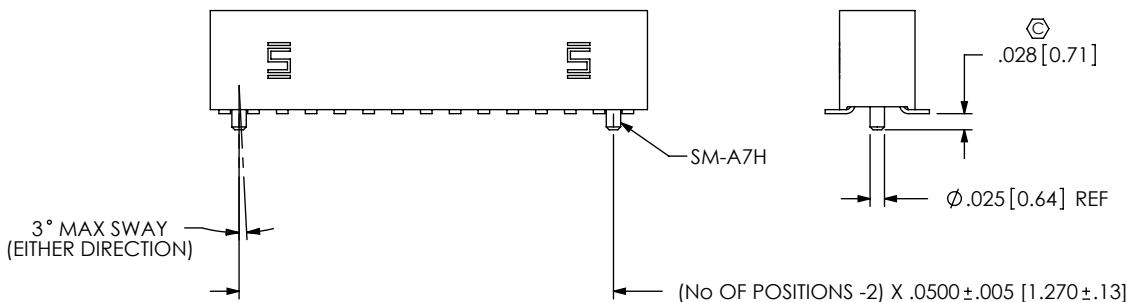
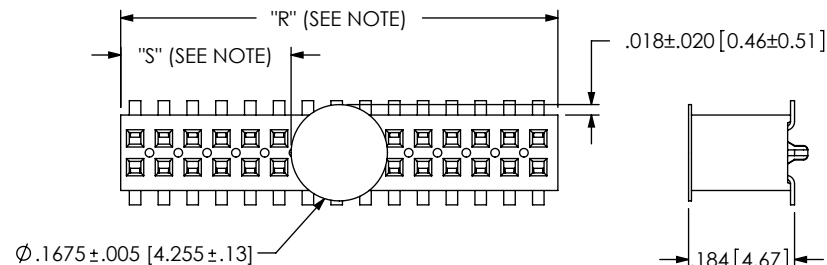


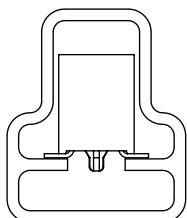
FIG 6
-K: OPTION (POLYIMIDE FILM PAD)
(DIFFERENT AS SHOWN, OTHERWISE SAME AS FIG 1)



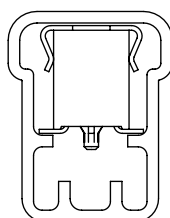
NOTE: "R" = USED MEASURED DIMENSION (REF)
"S" = (("R" - .1675 [4.255]) / 2) ± .020 [.51]

F:\DWG\MISC\MKTG\FLE-1XX-XX-XX-DV-X-MKT.SLDRW

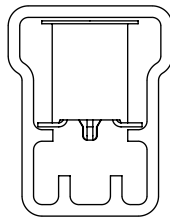
PACKAGING VIEW



PT-1-24-01-43



PT-1-24-13-09



PT-1-24-13-09

PACKAGING TABLE (SEE NOTE 4)		
OPTION	TUBE	PLUG
WITHOUT -P	PT-1-24-01-43	TP-24
-P, -P-A	PT-1-24-13-09	TP-24
-K, -K-A	PT-1-24-13-09	TP-24

PROPRIETARY NOTE
THIS DOCUMENT CONTAINS CONFIDENTIAL AND PROPRIETARY INFORMATION AND ALL DESIGN, MANUFACTURING, REPRODUCTION, USE, PATENT RIGHTS AND SALES RIGHTS ARE EXPRESSLY RESERVED BY SAMTEC, INC. THIS DOCUMENT SHALL NOT BE DISCLOSED, IN WHOLE OR PART, TO ANY UNAUTHORIZED PERSON OR ENTITY NOR REPRODUCED, TRANSFERRED OR INCORPORATED IN ANY OTHER PROJECT IN ANY MANNER WITHOUT THE EXPRESS WRITTEN CONSENT OF SAMTEC, INC.

DO NOT SCALE DRAWING

SHEET SCALE: 3:1



520 PARK EAST BLVD, NEW ALBANY, IN 47150
PHONE: 812-944-6733 FAX: 812-948-5047
e-Mail info@SAMTEC.com code 55322

DESCRIPTION:
DUAL ROW .050 [1.27 X .050 [1.27] STRIP ASSEMBLY

DWG. NO. **FLE-1XX-XX-XX-DV-X**

BY: D PURVIS 11/05/96 SHEET 2 OF 2