



Chipsmall Limited consists of a professional team with an average of over 10 year of expertise in the distribution of electronic components. Based in Hongkong, we have already established firm and mutual-benefit business relationships with customers from,Europe,America and south Asia,supplying obsolete and hard-to-find components to meet their specific needs.

With the principle of “Quality Parts,Customers Priority,Honest Operation,and Considerate Service”,our business mainly focus on the distribution of electronic components. Line cards we deal with include Microchip,ALPS,ROHM,Xilinx,Pulse,ON,Everlight and Freescale. Main products comprise IC,Modules,Potentiometer,IC Socket,Relay,Connector.Our parts cover such applications as commercial,industrial, and automotives areas.

We are looking forward to setting up business relationship with you and hope to provide you with the best service and solution. Let us make a better world for our industry!



Contact us

Tel: +86-755-8981 8866 Fax: +86-755-8427 6832

Email & Skype: info@chipsmall.com Web: www.chipsmall.com

Address: A1208, Overseas Decoration Building, #122 Zhenhua RD., Futian, Shenzhen, China



FM1233A

3-Pin μ C Supervisor Circuit

General Description

The FM1233A is a supervisor circuit that monitors a microprocessor power supply or other system voltage and issues a reset pulse when a fault condition exists. Several different threshold voltages are offered to accommodate 3V systems with different tolerances.

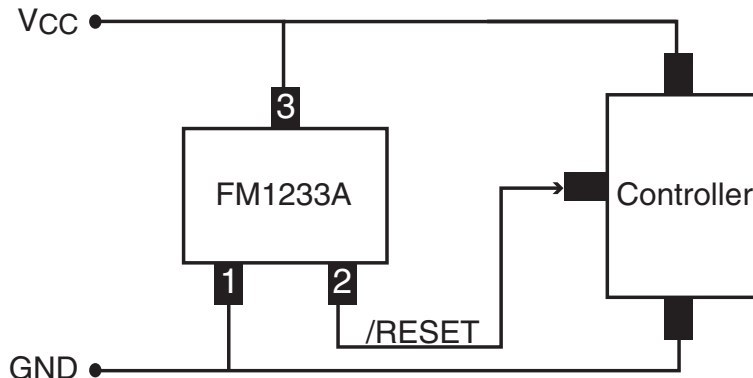
The device features a precision temperature-compensated voltage reference and comparator. When V_{CC} falls to the threshold voltage, a RESET pulse is issued, holding the output in the active state. When power rises above V_{TH} , the reset remains for approximately 250 ms to allow the system clock and other circuits to stabilize. The reset output of FM1233A is of open-drain active low type.

The FM1233A also can monitor a switch closure on its output, enabling it to recognize an external reset from a pushbutton switch or a μ P. In the case of a switch, the closure will be debounced by circuitry internal to the FM1233A.

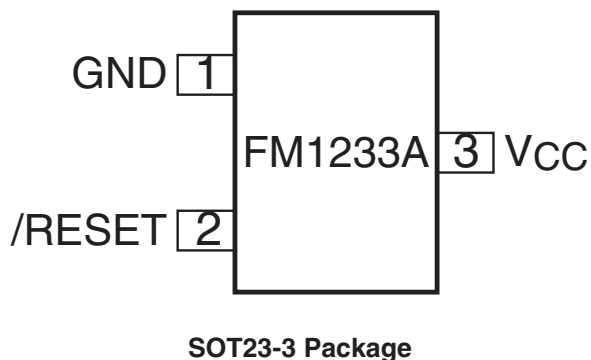
Features

- Precision monitoring of 3.3V and lower voltage microprocessor systems
- V_{TH} values of 2.88V, 2.72V
- Automatic restart of microprocessor after power failure
- 140ms (min) power-on \overline{RESET} delay (typ.: 256ms)
- Internal 5k Ω pull-up resistor
- Other reset choices available: 32 to 128ms
- Operating Temperature -40°C to +105°C
- Monitors external pushbutton override
- Internal switch debounce circuitry
- SOT23-3 package

Typical Operating Circuit



Connection Diagram



Absolute Maximum Ratings

Voltage on any pin relative to GND

V_{CC} /RESET -0.3V to +6.0V
-0.3V to ($V_{CC} + 0.3V$)

Input Current 20mA

Output Current (/RESET) 20mA

Continuous Power Dissipation ($T_A = 70^\circ\text{C}$)

SOT23 (derate 4mW above 70°C) 300mW

Operating Temperature Range -40°C to $+105^\circ\text{C}$

Storage Temperature Range -65°C to $+150^\circ\text{C}$

Lead Temperature (soldering, 10s) $+300^\circ\text{C}$

These are stress ratings only, and functional operation is not implied for these levels or beyond. Exposure to Absolute Maximum Rating conditions for extended periods may affect device reliability.

Electrical Characteristics ($V_{CC} = 3.3V$; $T_A = -40^\circ\text{C}$ to $+105^\circ\text{C}$ unless otherwise noted) (Note 1)

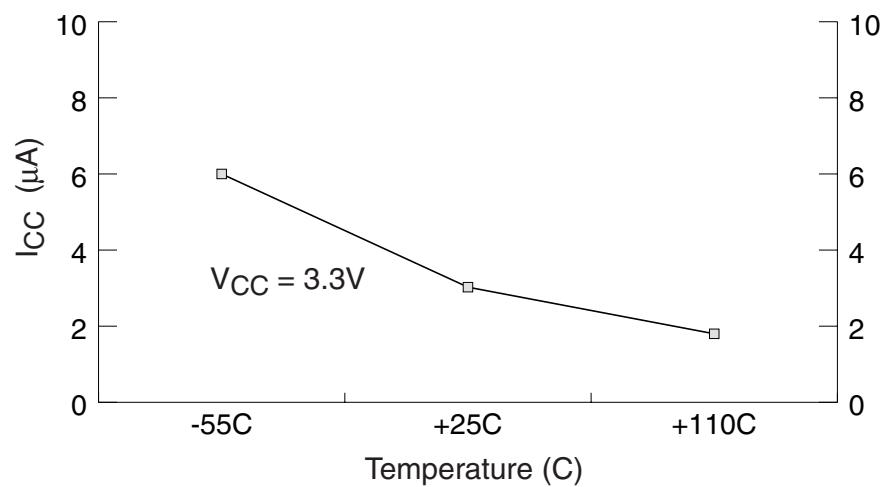
Parameter	Symbol	Conditions		Min	Typ	Max	Units
Operating Voltage	V_{CC}			1.2	3.3	5.5	V
Supply Current	I_{CC}	$V_{CC} < 3.3V$			3	6	μA
Reset Threshold	V_{TH}	FM1233AC		2.70	2.88	2.97	V
Reset Threshold	V_{TH}	FM1233AD		2.58	2.72	2.86	V
Reset Output Voltage	V_{OH}	FM1233A	$I_{SOURCE} = 150\ \mu\text{A}$ $V_{CC} = V_{TH(max)}$	$0.8V_{CC}$			V
Reset Output Voltage	V_{OL}	FM1233A	$I_{SINK} = 5\text{mA}$ $V_{CC} = V_{TH(min)}$			0.4	V
Reset Timeout Period	t_{RST}	FM1233A		140	256	560	ms
Pushbutton Detect	PBV_{DET}	FM1233A	$V_{CC} = 3.3V$	0.8		2.0	V
Pushbutton Release	PBV_{REL}	FM1233A	Note 2		0.3	1.5	V

Note 1: Testing at production is done at 25°C only. Limits over temperature are guaranteed by design.

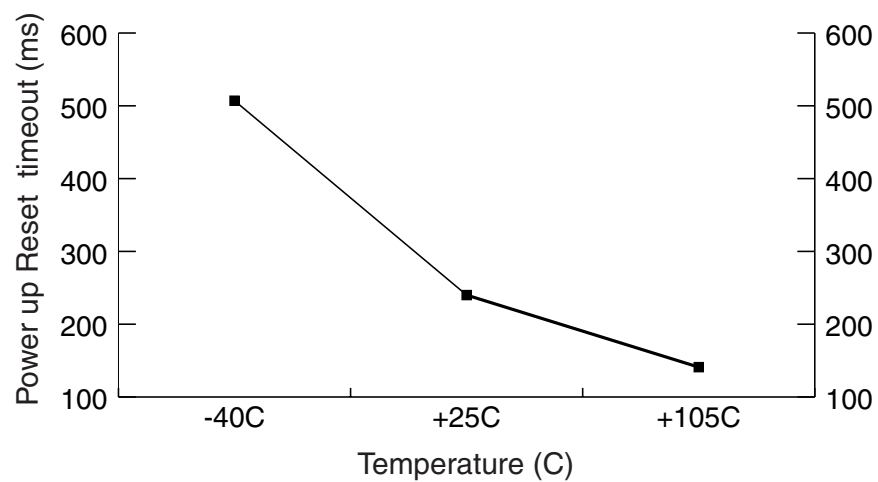
Note 2: $C = 100\text{pF}$, $V_{CC} = 3.3V$. It is recommended to connect 100pF capacitor between the Reset pin and Ground pin if pushbutton reset is implemented.

Typical Operating Characteristics

Supply Current Vs. Temperature



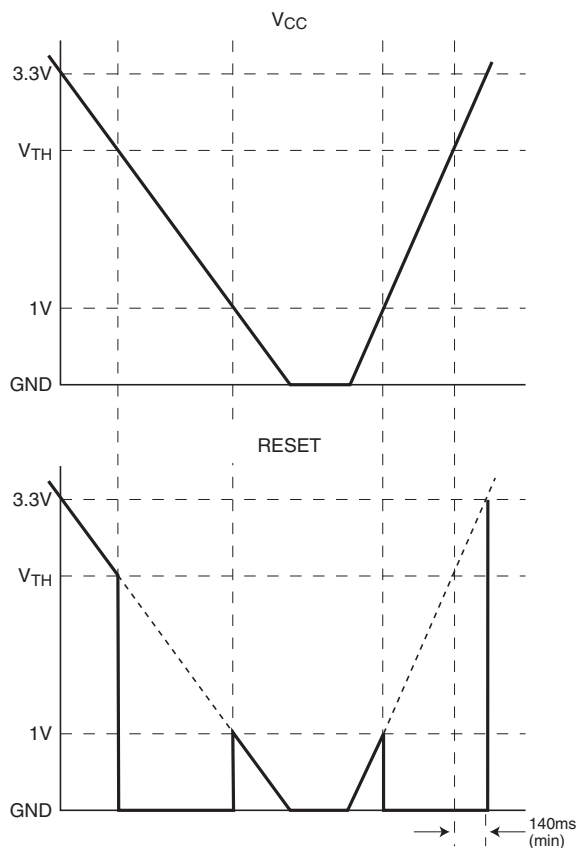
Power up Reset Timeout Vs. Temperature



Pin Descriptions

Pin Number	Name	Function
1	GND	GROUND
2	/RESET	/RESET remains LOW while V_{CC} is below V_{TH} , and for at least 140ms after V_{CC} rises above V_{TH} .
3	V_{CC}	

Circuit Timing (Ex: FM1233A)



When operating properly with 3V V_{CC} (for example), \overline{RESET} will also be about 3V. When V_{CC} starts to fall, \overline{RESET} will follow it down as shown. When V_{CC} drops below V_{TH} , \overline{RESET} drops to ground ("issues a RESET") and stays there unless V_{CC} also falls below its minimum operating voltage, approx. 1V. At this point, the supervisor loses control, and its output may rise, only to again follow V_{CC} down to the ground.

When V_{CC} begins to rise, \overline{RESET} follows it until 1.0V or so is reached, whereupon the device regains control, \overline{RESET} is pulled to ground, etc. When V_{CC} rises above V_{TH} , \overline{RESET} comes out of RESET 140 ms later.

If it is required that a lower value than $GND + 1.0V$ is needed on RESET signal during $V_{CC} \leq 1V$, a 100K resistor may be used on the device output to GND.

General Description

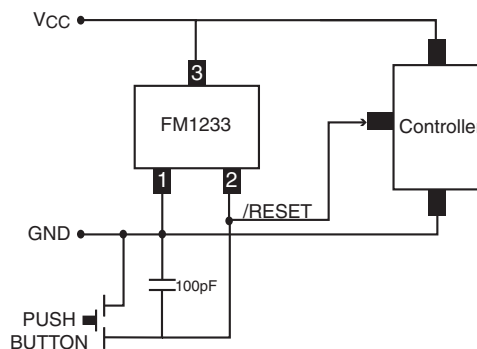
The FM1233A features a highly accurate voltage reference to which V_{CC} is compared. Once V_{CC} is below the specified threshold, it will drive the /RESET line and continue to hold it low until V_{CC} returns above the threshold and the time for the RESET pulse duration has expired. The FM1233A is immune to short negative going transients on the V_{CC} line. The placement of a 0.1 μ F bypass capacitor as close as possible to the V_{CC} pin provides additional transient immunity.

For a V_{CC} value below 1.0V, the FM1233A does not sink very much current on the /RESET pin. This is not a problem in most systems since common devices are not functional in this range. If it is desired for the FM1233A reset to be functional below this range, use a 100K Ω pull-down resistor between /RESET and V_{SS} .

Bi-Directional Reset

The FM1233A permits an external pushbutton to initiate a reset. Such a connection to pin 2 will be debounced, RESET will go low and recover in typically 250ms. For proper operation, the external switch should be paralleled by an external capacitor of 100pF to 0.01 μ F.

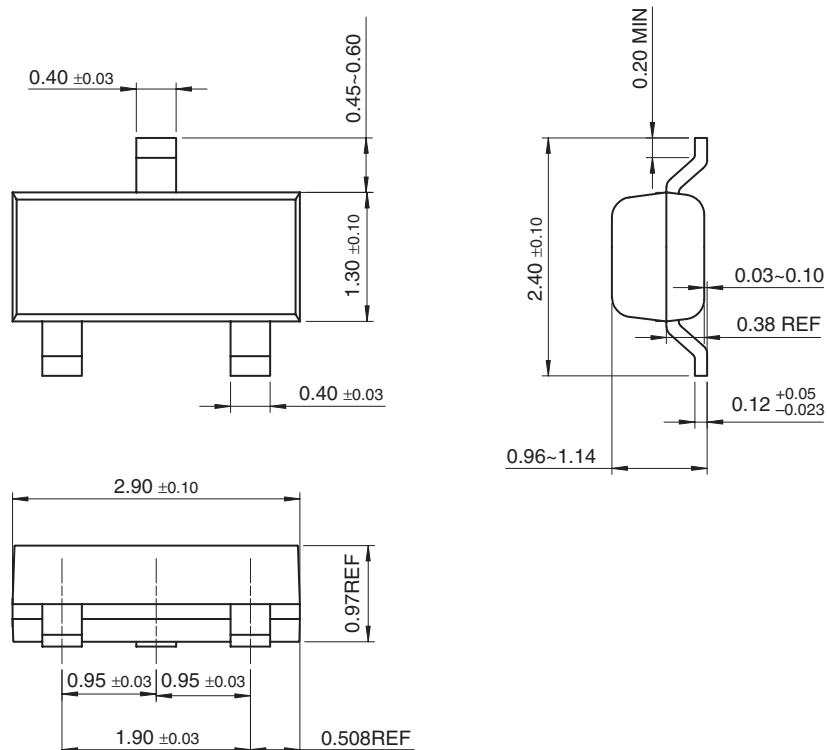
Connecting an External Reset to the FM1233A



Ordering Information

Part Number	Top Marking	RESET Threshold (V)	Output Type	Package Type	Packing Method
FM1233ACS3X	3AC	2.88	Open-Drain, active LOW	3-Pin, SOT23	3000 units in T&R
FM1233ADS3X	3AD	2.72	Open-Drain, active LOW	3-Pin, SOT23	3000 units in T&R

Note 3: Devices listed above feature 250ms typical reset pulse width. Consult Fairchild Sales for other reset pulse width options.

Physical Dimensions inches (millimeters) unless otherwise noted

SOT-23 Package Dimensions
FS Pkg Code AU

Life Support Policy

Fairchild's products are not authorized for use as critical components in life support devices or systems without the express written approval of the President of Fairchild Semiconductor Corporation. As used herein:

1. Life support devices or systems are devices or systems which, (a) are intended for surgical implant into the body, or (b) support or sustain life, and whose failure to perform, when properly used in accordance with instructions for use provided in the labeling, can be reasonably expected to result in a significant injury to the user.
2. A critical component is any component of a life support device or system whose failure to perform can be reasonably expected to cause the failure of the life support device or system, or to affect its safety or effectiveness.

Fairchild Semiconductor
Americas
Customer Response Center
 Tel: 1-888-522-5372

Fairchild Semiconductor
Europe
 Deutsch Fax: +44 (0) 1793-856858
 English Tel: +49 (0) 8141-6102-0
 Français Tel: +44 (0) 1793-856856
 Italiano Tel: +33 (0) 1-6930-3696
 Tel: +39 (0) 2-249111-1

Fairchild Semiconductor
Hong Kong
 8/F, Room 808, Empire Centre
 68 Mody Road, Tsimshatsui East
 Kowloon, Hong Kong
 Tel: +852-2722-8338
 Fax: +852-2722-8383

Fairchild Semiconductor
Japan Ltd.
 4F, Natsume Bldg.
 2-18-6, Yushima, Bunkyo-ku
 Tokyo, 113-0034 Japan
 Tel: 81-3-3818-8840
 Fax: 81-3-3818-8841

Fairchild does not assume any responsibility for use of any circuitry described, no circuit patent licenses are implied and Fairchild reserves the right at any time without notice to change said circuitry and specifications.