



Chipsmall Limited consists of a professional team with an average of over 10 year of expertise in the distribution of electronic components. Based in Hongkong, we have already established firm and mutual-benefit business relationships with customers from,Europe,America and south Asia,supplying obsolete and hard-to-find components to meet their specific needs.

With the principle of “Quality Parts,Customers Priority,Honest Operation,and Considerate Service”,our business mainly focus on the distribution of electronic components. Line cards we deal with include Microchip,ALPS,ROHM,Xilinx,Pulse,ON,Everlight and Freescale. Main products comprise IC,Modules,Potentiometer,IC Socket,Relay,Connector.Our parts cover such applications as commercial,industrial, and automotives areas.

We are looking forward to setting up business relationship with you and hope to provide you with the best service and solution. Let us make a better world for our industry!



Contact us

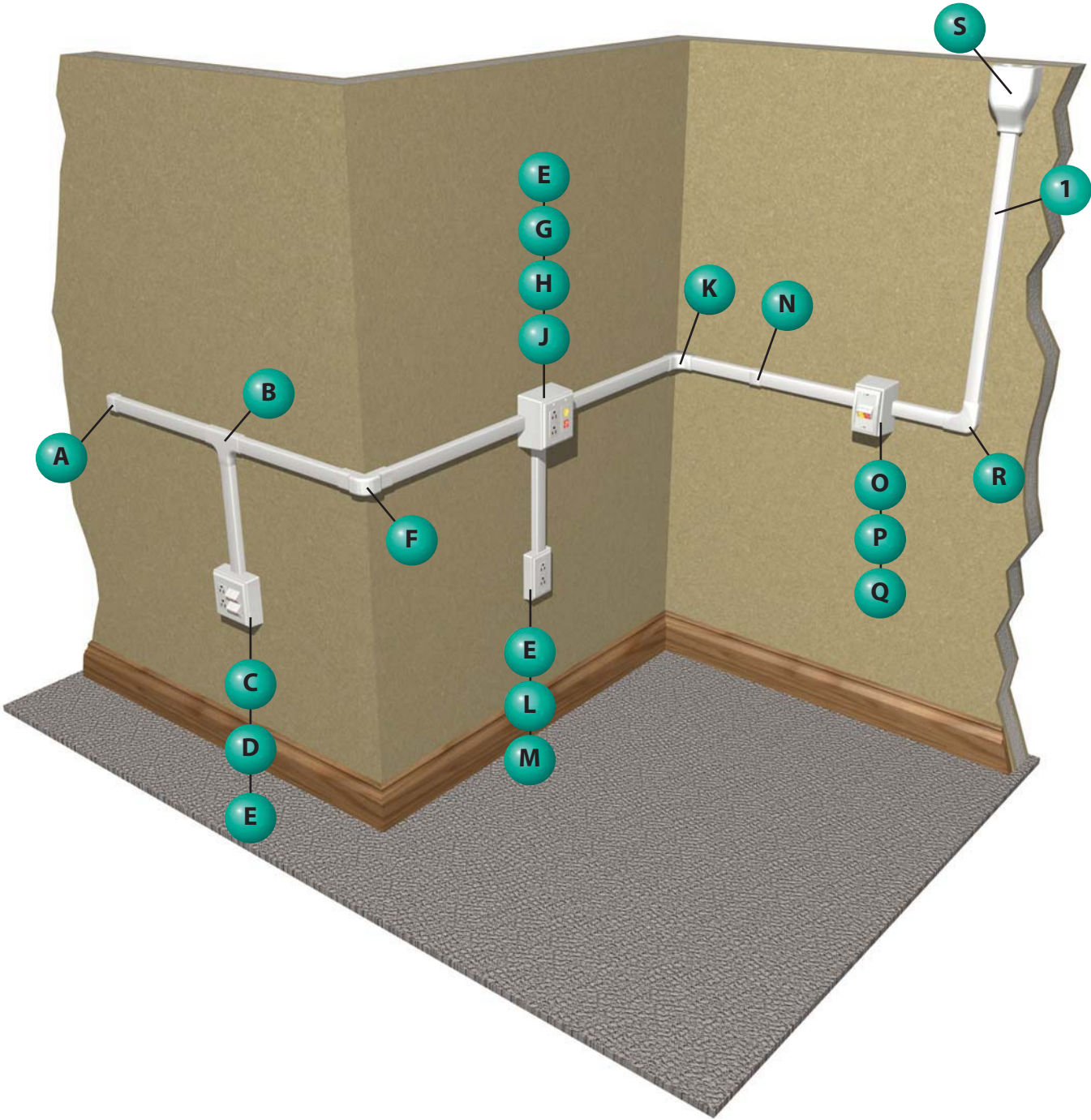
Tel: +86-755-8981 8866 Fax: +86-755-8427 6832

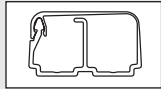
Email & Skype: info@chipsmall.com Web: www.chipsmall.com

Address: A1208, Overseas Decoration Building, #122 Zhenhua RD., Futian, Shenzhen, China

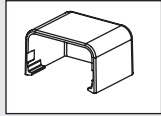


LD2P10 Profile Raceway Roadmap

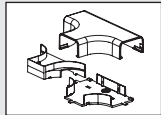




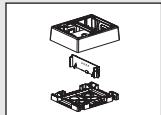
1 LD2P10 Raceway



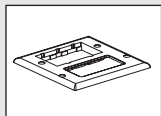
A ECFX10** – Power Rated End Cap Fitting



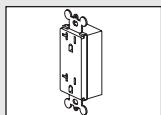
B TFXD10** – 1" Bend Radius Tee Fitting



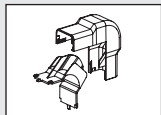
C JBP2S** – Power Rated Double Gang Three-Piece Divided Box



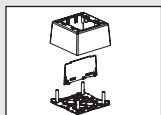
D FP2RC** – Double Gang Rectangular Electrical and Two Communication Insert Faceplate



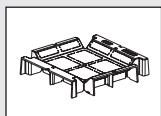
E ERU20** – 20A Rectangular Electrical Outlet



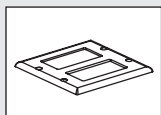
F OCFX10** – 1" Bend Radius Outside Corner Fitting



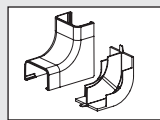
G JBP2D** – Power Rated Double Gang Two-Piece Deep Box



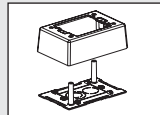
H JBD2 — Double Gang Pass Through and Divider for LD2P10 Raceway



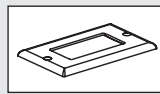
J CPG**-2G – Double Gang Rectangular Screw-On Faceplate



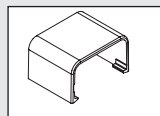
K ICFX10** – Power Rated Inside Corner Fitting



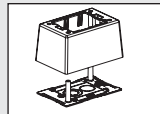
L JBP1** – Power Rated Single Gang Two-Piece Box



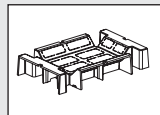
M CPG** – Single Gang Rectangular Screw-On Faceplate



N CFX10** – Power Rated Coupler Fitting



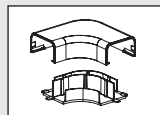
O JBP1D** – Single Gang Two-Piece Deep Box



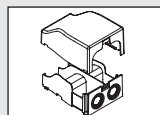
P JBD1 – Single Gang Pass Through Divider for LD2P10 Raceway



Q UICFPSE2** – *ULTIMATE ID* Two Position Executive Sloped Faceplate



R RAFX10** – Power Rated Right Angle Fitting



S EEFX** – Power Rated/1" Bend Radius Entrance End Fitting