Chipsmall Limited consists of a professional team with an average of over 10 year of expertise in the distribution of electronic components. Based in Hongkong, we have already established firm and mutual-benefit business relationships with customers from,Europe,America and south Asia,supplying obsolete and hard-to-find components to meet their specific needs.

With the principle of “Quality Parts,Customers Priority,Honest Operation,and Considerate Service”,our business mainly focus on the distribution of electronic components. Line cards we deal with include Microchip,ALPS,ROHM,Xilinx,Pulse,ON,Everlight and Freescale. Main products comprise IC,Modules,Potentiometer,IC Socket,Relay,Connector.Our parts cover such applications as commercial,industrial, and automotives areas.

We are looking forward to setting up business relationship with you and hope to provide you with the best service and solution. Let us make a better world for our industry!

Contact us

Tel: +86-755-8981 8866 Fax: +86-755-8427 6832
Email & Skype: info@chipsmall.com Web: www.chipsmall.com
Address: A1208, Overseas Decoration Building, #122 Zhenhua RD., Futian, Shenzhen, China

THIS DRAWING IS UNPUBLISHED. RELEASED FOR PUBLICATION SEP ,2005.
© COPYRIGHT 2005 BY TYCO ELECTRONICS CORPORATION. ALL RIGHTS RESERVED.

LOC	DIST
E	B

REVISIONS

P	LTR	DESCRIPTION	DATE	DWN	APVD
	C	ECR-05-011509	21SEP05	JMS	FWK

NOTES:

1. PACK IN ACCORDANCE WITH AMP SPEC 107-3275
2. 100 TRAY PACK IN ACCORDANCE WITH AMP SPEC 107-3275
3. Ag PLATING
4. THIS ITEM MUST BE WHITE
5. HAND TOOL: 9-1478240-0
6. DIE SET: 9-1478246-0
7. ELECTRICAL CHARACTERISTICS

FREQUENCY RANGE:	DC – 11 GHz
NOMINAL IMPEDANCE:	50 Ohm
INSULATION RESISTANCE:	5000 MOhm
WORKING VOLTAGE:	1000 Volts RMS at Sea Level
DIELECTRIC WITHSTAND VOLTAGE:	2500 Volts RMS Max
CONTACT RESISTANCE:	
CENTRE CONTACT:	1.00 mOhm Max
OUTER CONTACT:	1.00 mOhm Max
VSWR @ 4GHz:	1.50:1 Max
INSERTION LOSS dB @ x 4 GHz:	0.30 Max

8. MECHANICAL CHARACTERISTICS

COUPLING RETENTION FORCE:	445N Min
CABLE RETENTION FORCE:	170N Min
DURABILITY:	500 Cycles Min

9. ENVIRONMENTAL CHARACTERISTICS

OPERATING TEMPERATURE:	–65 to +165 DegC

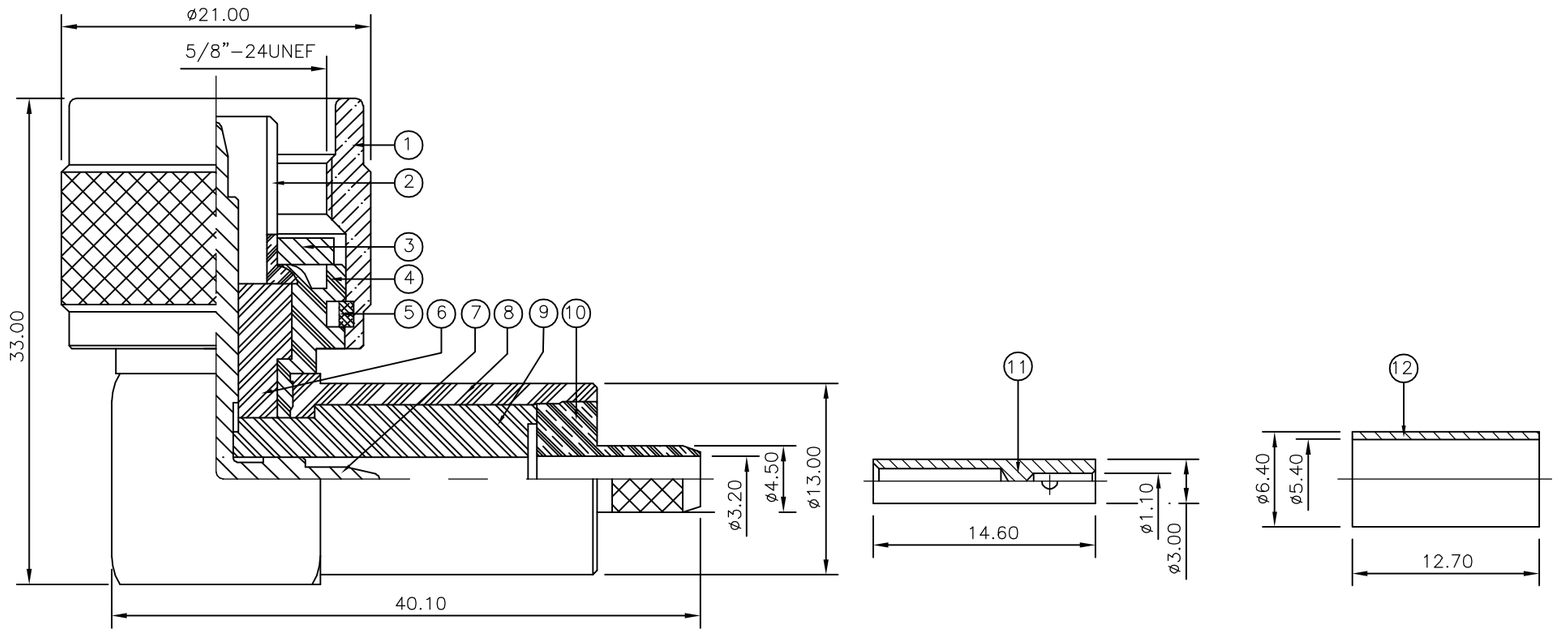

QUANTITY PER ASSY				MATERIAL	DESCRIPTION	ITEM
		1	1	BRASS (3)	FERRULE	12
		1	1	BRASS (3)	CONTACT II	11
		1	1	BRASS (3)	CHASSIS	10
		1	1	PTFE	INSULATION II	9
		1	1	BRASS (3)	BODY II	8
		1	1	BRASS (3)	CONTACT I	7
		1	1	PTFE	INSULATION I	6
		1	1	BRASS	CIRCLIP	5
		1	1	BRASS (3)	BODY I	4
		1	1	SILICON RUBBER (4)	GASKET	3
		1	1	BRASS (3)	OUTER CONTACT	2
		1	1	BRASS (3)	SHELL	1
		6--0	1--0			
		(2)	(1)			

PARTS LIST

RECOMMENDED CRIMP SLEEVE A/F HEX

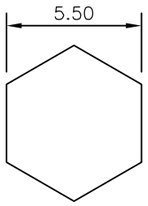

RECOMMENDED CENTRE CONTACT A/F HEX

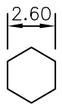

RECOMMENDED CABLE STRIPPING DIM'S

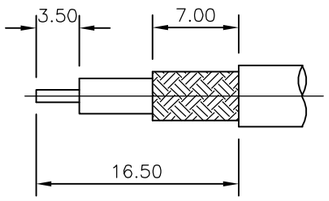

THIS DRAWING IS A CONTROLLED DOCUMENT.

DIMENSIONS: mm

TOLERANCES UNLESS OTHERWISE SPECIFIED:
0 PLC ± –
1 PLC ± –
2 PLC ± –
3 PLC ± –
4 PLC ± –
ANGLES ± –

MATERIAL: SEE TABLE

FINISH: SEE TABLE

DWN	J.SANDWELL	21SEP05
CHK	S.PARLOW	21SEP05
APVD	F.WHEELER-KING	21SEP05
PRODUCT SPEC	108-3435	
APPLICATION SPEC	411-3247	
WEIGHT	–	

tyco Electronics

Tyco Electronics Corporation
Bideford EX39 4HE

NAME: TYPE-N ELBOW PLUG CRIMP 50 OHM RG58C/U, 141A/U, URM43, 76, BELDEN 9907, KX15 –

SIZE	CAGE CODE	DRAWING NO	RESTRICTED TO
A3	00779	C-1337413	–

CUSTOMER DRAWING

SCALE	SHEET	REV
NTS	1 OF 1	C