



Chipsmall Limited consists of a professional team with an average of over 10 year of expertise in the distribution of electronic components. Based in Hongkong, we have already established firm and mutual-benefit business relationships with customers from,Europe,America and south Asia,supplying obsolete and hard-to-find components to meet their specific needs.

With the principle of "Quality Parts,Customers Priority,Honest Operation,and Considerate Service",our business mainly focus on the distribution of electronic components. Line cards we deal with include Microchip,ALPS,ROHM,Xilinx,Pulse,ON,Everlight and Freescale. Main products comprise IC,Modules,Potentiometer,IC Socket,Relay,Connector.Our parts cover such applications as commercial,industrial, and automotives areas.

We are looking forward to setting up business relationship with you and hope to provide you with the best service and solution. Let us make a better world for our industry!



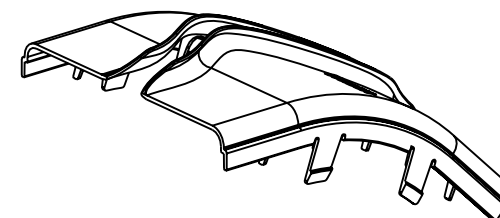
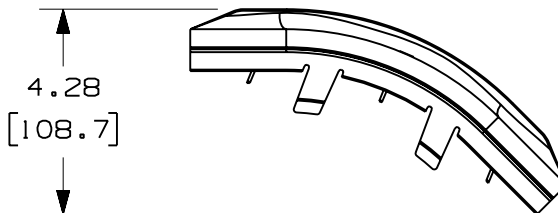
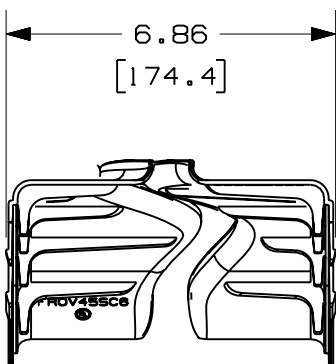
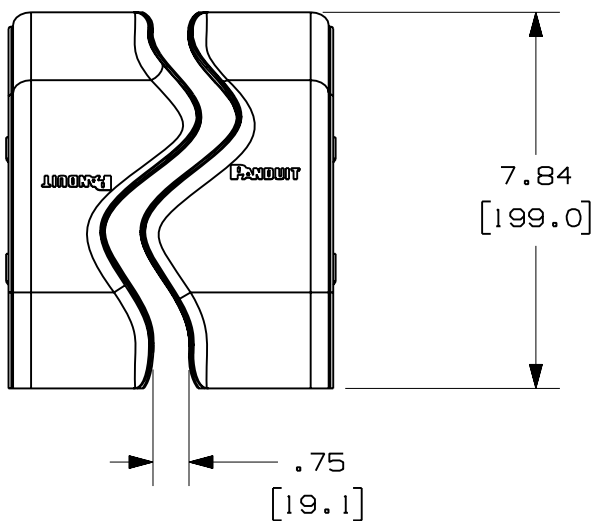
Contact us

Tel: +86-755-8981 8866 Fax: +86-755-8427 6832

Email & Skype: info@chipsmall.com Web: www.chipsmall.com

Address: A1208, Overseas Decoration Building, #122 Zhenhua RD., Futian, Shenzhen, China





| | |
|------------------------|-----------------------------|
| PANDUIT PART NUMBER | WEIGHT |
| FROV45SC6 | 0.29 LB/EACH (130g/EACH) |



NOTES:

1. SEE CURRENT CATALOG FOR ADDITIONAL PART SUFFIXES TO INDICATE COLOR AND/OR PACKAGE QUANTITY.
2. THE FIBERRUNNER 6x4 OUTSIDE VERTICAL 45° ANGLE SPLIT COVER REQUIRES NO TOOLS FOR INSTALLATION AND/OR REMOVAL. THE SPLIT COVER CREATES A 3/4" (19.1) RADIUS OPENING TO ALLOW FOR NEW CABLES TO BE ADDED WITHOUT THE NEED FOR REMOVING THE COVERS.
3. DIMENSIONS IN PARENTHESES ARE IN METRIC.

ENG. REF.: D37185EW_DC_FROV45SC6_05.prt

CAD FILENAME/LAYERS FROV45SC6.pdf

PANDUIT CORP TINLEY PARK, ILLINOIS
FIBERRUNNER 6x4 OUTSIDE VERTICAL 45° ANGLE SPLIT COVER (FROV45SC6)
 CUSTOMER DRAWING

UNLESS OTHERWISE SPECIFIED,
 DIMENSIONAL TOLERANCES ARE:
 (.X) ± (.XXX) ±
 (.XX) ± .03 (.8) ANGLES ±

UNLESS OTHERWISE SPECIFIED,
 ALL DIMENSIONS ARE GIVEN IN
 INCHES, THIRD ANGLE PROJECTION.

DRAWN BY: REWE
 DATE: 5-4-00
 CHK'D: HIW

MAT'L:

ABS

SCALE: NONE
 DRAWING NO.: 37185-69
 DWG SIZE: A

| REV | DATE | BY | CHK | DESCRIPTION | ECN | R | CUST | SUP | GMBH |
|-----|--------|-----|-----|---|----------|----|------|-----|------|
| - | ----- | --- | --- | J. REVISED PART WEIGHT | ----- | -- | -- | | |
| - | ----- | --- | --- | I. REVISED GENERAL NOTES H. REVISED CAD FILENAME | ----- | -- | -- | | |
| 3 | 7-7-06 | DTP | RN | G. REVISED DRAWING TITLE F. REVISED AND REDRAWN | 37185-69 | RN | RN | | |