



Chipsmall Limited consists of a professional team with an average of over 10 year of expertise in the distribution of electronic components. Based in Hongkong, we have already established firm and mutual-benefit business relationships with customers from,Europe,America and south Asia,supplying obsolete and hard-to-find components to meet their specific needs.

With the principle of "Quality Parts,Customers Priority,Honest Operation,and Considerate Service",our business mainly focus on the distribution of electronic components. Line cards we deal with include Microchip,ALPS,ROHM,Xilinx,Pulse,ON,Everlight and Freescale. Main products comprise IC,Modules,Potentiometer,IC Socket,Relay,Connector.Our parts cover such applications as commercial,industrial, and automotives areas.

We are looking forward to setting up business relationship with you and hope to provide you with the best service and solution. Let us make a better world for our industry!



Contact us

Tel: +86-755-8981 8866 Fax: +86-755-8427 6832


Email & Skype: info@chipsmall.com Web: www.chipsmall.com

Address: A1208, Overseas Decoration Building, #122 Zhenhua RD., Futian, Shenzhen, China





FLEX SENSOR FS



Features

- Angle Displacement Measurement
- Bends and Flexes physically with motion device
- Possible Uses
 - Robotics
 - Gaming (Virtual Motion)
 - Medical Devices
 - Computer Peripherals
 - Musical Instruments
 - Physical Therapy
- Simple Construction
- Low Profile

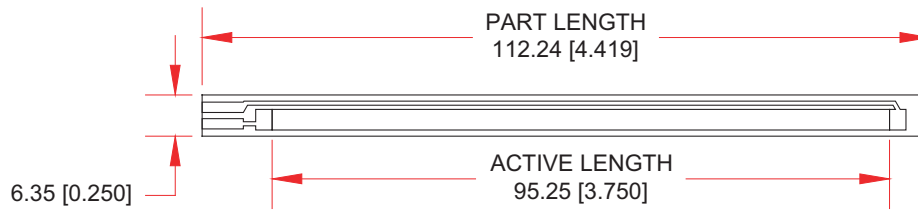
Mechanical Specifications

- Life Cycle: >1 million
- Height: $\leq 0.43\text{mm}$ (0.017")
- Temperature Range: -35°C to $+80^{\circ}\text{C}$

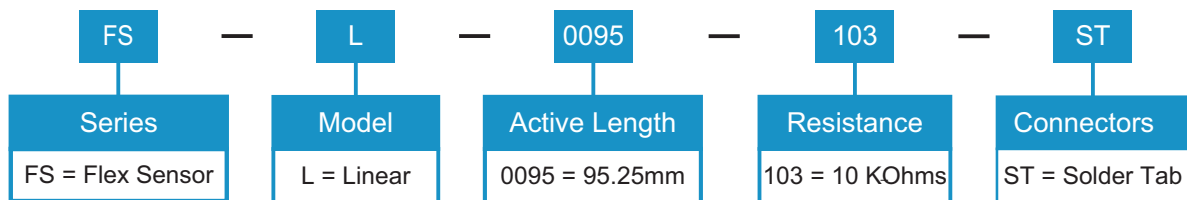
Electrical Specifications

- Flat Resistance: 10K Ohms $\pm 30\%$
- Bend Resistance: minimum 2 times greater than the flat resistance at 180° pinch bend (see "How it Works" below)
- Power Rating : 0.5 Watts continuous; 1 Watt Peak

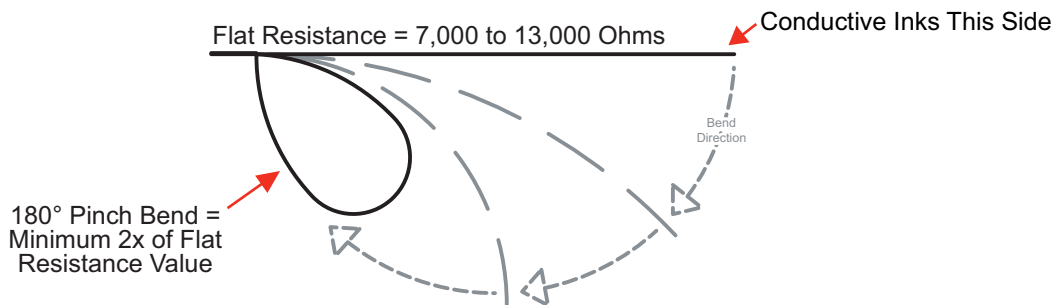
Dimensional Diagram - Stock Flex Sensor

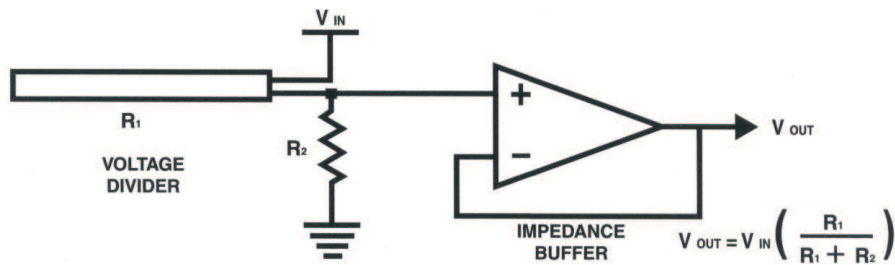


How to Order - Stock Flex Sensor



How It Works



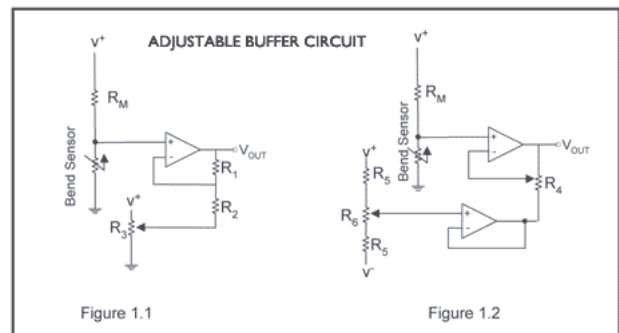
BASIC FLEX SENSOR CIRCUIT:

Following are notes from the ITP Flex Sensor Workshop

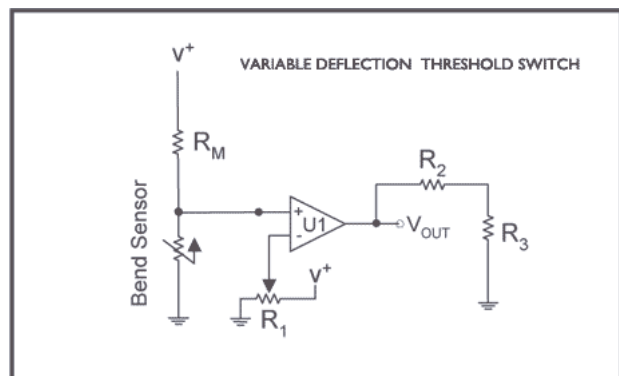
"The impedance buffer in the [Basic Flex Sensor Circuit] (above) is a single sided operational amplifier, used with these sensors because the low bias current of the op amp reduces error due to source impedance of the flex sensor as voltage divider. Suggested op amps are the LM358 or LM324."

"You can also test your flex sensor using the simplest circuit, and skip the op amp."

"Adjustable Buffer - a potentiometer can be added to the circuit to adjust the sensitivity range."



"Variable Deflection Threshold Switch - an op amp is used and outputs either high or low depending on the voltage of the inverting input. In this way you can use the flex sensor as a switch without going through a microcontroller."



"Resistance to Voltage Converter - use the sensor as the input of a resistance to voltage converter using a dual sided supply op-amp. A negative reference voltage will give a positive output. Should be used in situations when you want output at a low degree of bending."

