



Chipsmall Limited consists of a professional team with an average of over 10 year of expertise in the distribution of electronic components. Based in Hongkong, we have already established firm and mutual-benefit business relationships with customers from,Europe,America and south Asia,supplying obsolete and hard-to-find components to meet their specific needs.

With the principle of “Quality Parts,Customers Priority,Honest Operation,and Considerate Service”,our business mainly focus on the distribution of electronic components. Line cards we deal with include Microchip,ALPS,ROHM,Xilinx,Pulse,ON,Everlight and Freescale. Main products comprise IC,Modules,Potentiometer,IC Socket,Relay,Connector.Our parts cover such applications as commercial,industrial, and automotives areas.

We are looking forward to setting up business relationship with you and hope to provide you with the best service and solution. Let us make a better world for our industry!



Contact us

Tel: +86-755-8981 8866 Fax: +86-755-8427 6832

Email & Skype: info@chipsmall.com Web: www.chipsmall.com

Address: A1208, Overseas Decoration Building, #122 Zhenhua RD., Futian, Shenzhen, China




SC2 OptiCam® Pre-Polished Fiber Optic Connectors

PANDUIT®

SPECIFICATION SHEET

specifications

SC2 pre-polished fiber optic connectors shall be TIA/EIA-604 FOCIS-3 compliant and contain a factory-terminated fiber, eliminating field polishing and adhesive. SC2 pre-polished connectors shall have an average insertion loss of 0.3dB per mated pair for multimode and singlemode fiber. SC2 2pre-polished connectors shall capture fiber and buffer in one action allowing for up to two re-terminations with no degradation in performance.



technical information

Standards requirements:	TIA/EIA-604 FOCIS-3 compliant; exceeds TIA/EIA-568-D.3 requirements
Fiber compatibility:	62.5/125µm OM1, 50/125µm OM2, 50/125µm OM3/OM4 and 9/125µm OS2
Fiber size and type:	1.6mm - 2.0mm and 3.0mm jacketed cable with optional boots 900µm tight-buffered cable only
Ferrule type:	Zirconia ceramic
Insertion loss:	0.3dB average (multimode and singlemode)
Return loss:	>20dB (multimode), >26dB (10Gig™ multimode), >50dB (singlemode)

key features and benefits

SC2 OptiCam® Connectors

Factory pre-polished fiber stub endface	Eliminates inconsistent and time-consuming field polishing to deliver required optical performance; reduces termination time (less than half the time of field polish connectors) and the number of installation tools required
Dual cam design with fiber and buffer clamps	Secures both the fiber and the buffer during the camming step to facilitate consistent termination results; reduces the termination time compared to conventional termination methods Allows up to two re-terminations to achieve optimum termination results; reduces the number of rejected connectors and terminations to provide yield rates approaching 100% for lower installed costs
Translucent inner housing assembly	Facilitates inspection of the fiber termination quality; results in rapid installations, improved termination yields, and lower installed costs
Non-optical disconnect	Maintains data transmission under tensile loads for jacketed cable
Mechanical cable retention	Consistently provides higher than industry standard cable retention; requires no adhesive, speeding installation

PATENTED

OptiCam® 2 Termination Tool

Universal termination tool	The OptiCam® 2 Termination Termination Tool is designed to offer certainty of terminations of OptiCam connectors
LCD Display	Guides the user through the termination process with simple step-by- step prompts and on-screen visuals. Indicates the field fiber and fiber stub are in proper alignment before camming
Calculated Insertion Loss	Provides calculated insertion loss value on completion of the camming process

applications

SC2 fiber optic connectors are widely used in fiber optic backbone and horizontal applications for high-speed data transmission. Typical applications for SC2 OptiCam® Connectors include maintenance or emergency restoration of fiber networks and retrofit/initial install in both behind-the-wall (BTW) and in the permanent side of panelized interconnect and cross-connect.

SC2 OptiCam® Connectors eliminate the need for end face polishing and adhesive providing easier, faster installation, especially in remote areas and confined spaces. The hand-held OptiCam® 2 Termination Tool gives installers the flexibility to terminate in very close proximity to the application without having to switch tools or find benchtop space.

www.panduit.com

SC2 OptiCam® Pre-Polished Connectors with Zirconia Ceramic Ferrules

50/125µm simplex:	FSC2MCXAQ^^
50/125µm duplex:	FSC2DMCXAQ
50/125µm simplex:	FSC2MC5BL^^
50/125µm duplex:	FSC2DMC5BL
62.5/125µm simplex:	FSC2MC6EI^^
62.5/125µm duplex:	FSC2DMC6EI
9/125µm simplex:	FSC2SCBU^^

OptiCam® 1.6/2.0mm Boot Assemblies

Multimode (aqua):	FMCBT2AQ-X*
Multimode (black):	FMCBT2BL-X
Singlemode (blue):	FSCBT2BU-X

OptiCam® 3.0mm Boot Assemblies

Multimode (aqua):	FMCBT3AQ-X*
Multimode (black):	FMCBT3BL-X
Singlemode (blue):	FSCBT3BU-X

*X = Bag of 10 Boots; 100 per carton.

OptiCam® 2 Termination Tooling

OptiCam® 2 Termination Kit:	FOCTT2-KIT FOCTT2-BKIT
------------------------------------	---------------------------

SC cradles: FSCC2

SC Fiber Optic Adapters

Multimode:	FADSCAQ-L*
Multimode:	FADSCEI-L
Singlemode:	FADSCZBU-L

*L = Bag of 50 adapters; 100 per carton.

Mini-Com® SC Adapter Modules

Multimode:	CMDAQSC**
Multimode:	CMDEISC**
Singlemode:	CMSBUSZC**

**Substitute for module color: EI = Electric Ivory, BU = Blue, BL = Black, IW = Off White, AW = Arctic White

Opticom® SC Fiber Adapter Panels

3 duplex MM adapters:	FAP3WEIDSC
3 duplex SM adapters:	FAP3WBUDSCZ
6 simplex MM adapters:	FAP6WEISC
6 simplex SM adapters:	FAP6WBUSCZ

^^Add -C to simplex connector part numbers for bulk packs of 100 connectors.

^Substitute for fiber type: 6 = 62.5/125µm OM1, 5 = 50/125µm OM2, X = 50/125µm OM3/OM4 or 9 = 9/125µm OS2.

SC2 OptiCam® Pre-Polished Fiber Optic Connectors

performance information

Test Parameter	Description	Result
Qualification test suite (TIA/EIA-568-D.3 requirements)	Complete testing protocol per TIA/EIA-568-D.3 using TIA/EIA FOTPs that include mechanical, environmental and optical test sequences	Exceeds TIA/EIA-568-D.3 requirements
Connector intermatability	Dimensional and material compliance to TIA/EIA standards	All connectors are FOCIS compatible with TIA/EIA-604-3
Repeated mating	500 mate/unmate cycles Max. insertion loss: 0.75dB Min. return loss: 20dB	Exceeds TIA/EIA-568-D.3 test requirements: <0.1dB additional insertion loss
Cable retention (straight pull): 900µm tight-buffered fiber Jacketed cable	TIA/EIA-568-D.3 requirement: 0.5 lbs. load applied with <0.5dB increase in insertion loss after test 11.24 lbs. load applied with <0.5dB increase in insertion loss after test	Exceeds TIA/EIA-568-D.3 requirements: 1.0 lbs. avg. load applied with <0.2dB increase in insertion loss after test 11.24 lbs. load applied with <0.1dB increase in insertion loss after test*

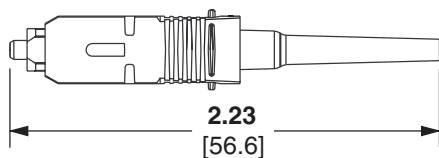
*Jacketed cable retention tensile load may vary based on specific manufacturer's jacketed cable diameter and aramid yarn count.

selection information

Part Number	Connector Type	Ferrule Material	Fiber	Ferrule Finish	Backbone Color	Boot/Housing Color	Average Insertion Loss**	Return Loss
FSC2MCXAQ	Simplex	Zirconia Ceramic	50/125µm OM3/OM4	SPC	Natural	Aqua/Black	0.3dB	>26dB
FSC2DMCXAQ	Duplex							
FSC2MC5BL	Simplex	Zirconia Ceramic	50/125µm OM2	SPC	Natural	Black/Black	0.3dB	>20dB
FSC2DMC5BL	Duplex							
FSC2MC6EI	Simplex	Zirconia Ceramic	62.5/125µm OM1	SPC	Natural	Electric Ivory/ Electric Ivory	0.3dB	>20dB
FSC2DMC6EI	Duplex							
FSC2SCBU	Simplex	Zirconia Ceramic	9/125µm OS2	UPC	Natural	Blue/Blue	0.3dB	>50dB

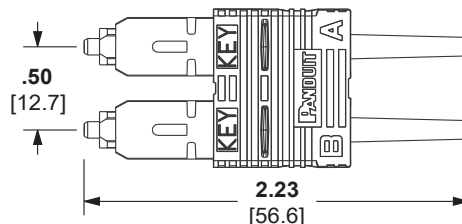
**All connector insertion loss values calculated from tests taken with precision launch jumper assemblies per TIA/EIA-FOTP-171.

SC2 OptiCam® Pre-Polished Simplex Connector



FSC2MC***

SC2 OptiCam® Pre-Polished Duplex Connector



FSC2DMC***

OptiCam 2 Termination Tool



FOCOT2-BKIT
(Patch cords available separately or in termination kits)

***Substitute for fiber type: For multimode, insert XAQ for 50/125µm, 5BL for 50/125µm, or 6EI for 62.5/125µm.

Dimensions are in inches [Dimensions in brackets are in millimeters].

WORLDWIDE SUBSIDIARIES AND SALES OFFICES

PANDUIT US/CANADA
Phone: 800.777.3300

PANDUIT EUROPE LTD.
London, UK
cs-emea@panduit.com
Phone: 44.20.8601.7200

PANDUIT SINGAPORE PTE. LTD.
Republic of Singapore
cs-ap@panduit.com
Phone: 65.6305.7575

PANDUIT JAPAN
Tokyo, Japan
cs-japan@panduit.com
Phone: 81.3.6863.6000

PANDUIT LATIN AMERICA
Guadalajara, Mexico
cs-la@panduit.com
Phone: 52.33.3777.6000

PANDUIT AUSTRALIA PTY. LTD.
Victoria, Australia
cs-aus@panduit.com
Phone: 61.3.9794.9020

For a copy of Panduit product warranties, log on to www.panduit.com/warranty

For more information

Visit us at www.panduit.com

Contact Customer Service by email: cs@panduit.com
or by phone: 800.777.3300

PANDUIT®

© 2017 Panduit Corp.
ALL RIGHTS RESERVED
FBSP17--WW-ENG
12/2017