



Chipsmall Limited consists of a professional team with an average of over 10 year of expertise in the distribution of electronic components. Based in Hongkong, we have already established firm and mutual-benefit business relationships with customers from,Europe,America and south Asia,supplying obsolete and hard-to-find components to meet their specific needs.

With the principle of “Quality Parts,Customers Priority,Honest Operation,and Considerate Service”,our business mainly focus on the distribution of electronic components. Line cards we deal with include Microchip,ALPS,ROHM,Xilinx,Pulse,ON,Everlight and Freescale. Main products comprise IC,Modules,Potentiometer,IC Socket,Relay,Connector.Our parts cover such applications as commercial,industrial, and automotives areas.

We are looking forward to setting up business relationship with you and hope to provide you with the best service and solution. Let us make a better world for our industry!



## Contact us

Tel: +86-755-8981 8866 Fax: +86-755-8427 6832

Email & Skype: [info@chipsmall.com](mailto:info@chipsmall.com) Web: [www.chipsmall.com](http://www.chipsmall.com)

Address: A1208, Overseas Decoration Building, #122 Zhenhua RD., Futian, Shenzhen, China



## Silicon Power Schottky Diode

$V_{RRM} = 20\text{ V} - 100\text{ V}$

$I_F = 100\text{ A}$

### Features

- High Surge Capability
- Types up to 100V  $V_{RRM}$

TO-249AB Package



### Maximum ratings, at $T_j = 25\text{ °C}$ , unless otherwise specified

Parameter	Symbol	Conditions	FST10020	FST10030	FST10035	FST10040	Unit
Repetitive peak reverse voltage	$V_{RRM}$		20	30	35	40	V
RMS reverse voltage	$V_{RMS}$		14	21	25	28	V
DC blocking voltage	$V_{DC}$		20	30	35	40	V
Continuous forward current	$I_F$	$T_C \leq 100\text{ °C}$	100	100	100	100	A
Surge non-repetitive forward current, Half Sine Wave	$I_{F,SM}$	$T_C = 25\text{ °C}$ , $t_p = 8.3\text{ ms}$	1000	1000	1000	1000	A
Operating temperature	$T_j$		-40 to 125	-40 to 125	-40 to 125	-40 to 125	°C
Storage temperature	$T_{stg}$		-40 to 175	-40 to 175	-40 to 175	-40 to 175	°C

### Electrical characteristics, at $T_j = 25\text{ °C}$ , unless otherwise specified

Parameter	Symbol	Conditions	FST10020	FST10030	FST10035	FST10040	Unit
Diode forward voltage	$V_F$	$I_F = 100\text{ A}$ , $T_j = 25\text{ °C}$	0.65	0.65	0.65	0.65	V
Reverse current	$I_R$	$V_R = 20\text{ V}$ , $T_j = 25\text{ °C}$	2	2	2	2	mA
		$V_R = 20\text{ V}$ , $T_j = 125\text{ °C}$	600	600	600	600	

### Thermal characteristics

Thermal resistance, junction - case	$R_{thJC}$		1.0	1.0	1.0	1.0	°C/W
-------------------------------------	------------	--	-----	-----	-----	-----	------

Figure .1-Typical Forward Characteristics

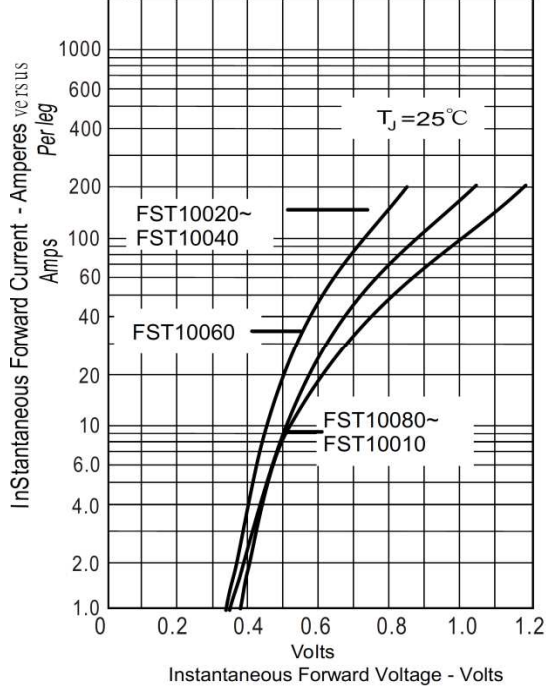


Figure .2-Forward Derating Curve

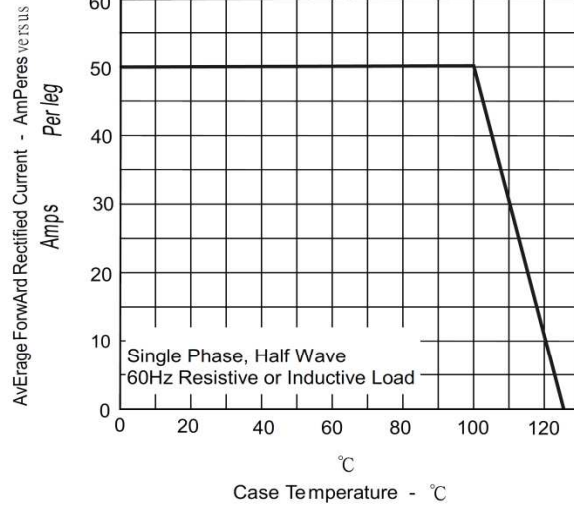


Figure .3-Peak Forward Surge Current

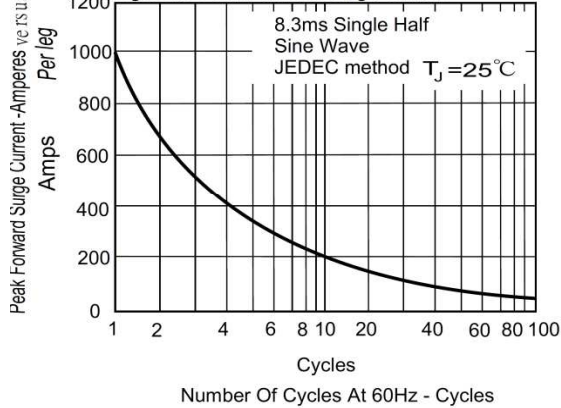


Figure .4-Typical Reverse Characteristics

