



Chipsmall Limited consists of a professional team with an average of over 10 year of expertise in the distribution of electronic components. Based in Hongkong, we have already established firm and mutual-benefit business relationships with customers from,Europe,America and south Asia,supplying obsolete and hard-to-find components to meet their specific needs.

With the principle of “Quality Parts,Customers Priority,Honest Operation,and Considerate Service”,our business mainly focus on the distribution of electronic components. Line cards we deal with include Microchip,ALPS,ROHM,Xilinx,Pulse,ON,Everlight and Freescale. Main products comprise IC,Modules,Potentiometer,IC Socket,Relay,Connector.Our parts cover such applications as commercial,industrial, and automotives areas.

We are looking forward to setting up business relationship with you and hope to provide you with the best service and solution. Let us make a better world for our industry!



Contact us

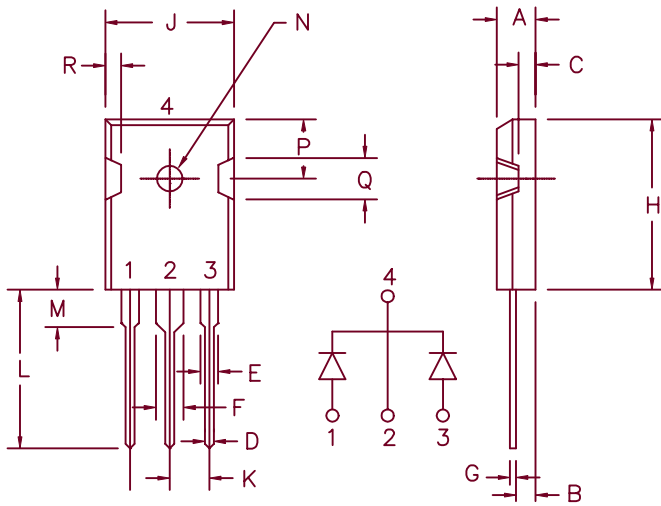
Tel: +86-755-8981 8866 Fax: +86-755-8427 6832

Email & Skype: info@chipsmall.com Web: www.chipsmall.com

Address: A1208, Overseas Decoration Building, #122 Zhenhua RD., Futian, Shenzhen, China



30Amp Schottky Barrier Rectifier FST3080 — FST30100



Similar to TO-247AD

Dim.	Inches		Millimeter		Notes
	Minimum	Maximum	Minimum	Maximum	
A	.185	.209	4.70	5.31	
B	.087	.102	2.21	2.59	
C	.059	.098	1.50	2.49	
D	.040	.055	1.02	1.40	
E	.079	.094	2.01	2.39	
F	.118	.133	3.00	3.38	
G	.016	.031	.410	0.78	
H	.819	.883	20.80	22.4	
J	.627	.650	15.93	16.5	
K	.215	—	5.46	—	Typ.
L	.790	.810	20.07	20.6	
M	.157	.180	3.99	4.57	
N	.139	.144	3.53	3.66	Dia.
P	.255	.300	6.48	7.62	
Q	.170	.210	4.32	5.33	
R	.080	.110	2.03	2.79	

Microsemi Catalog Number	Industry Part Number	Repetitive Peak Reverse Voltage	Transient Peak Reverse Voltage
FST3080	30CPQ080 MBR3080WT	80V	80V
FST3090		90V	90V
FST30100	30CPQ100 MBR30100WT	100V	100V

- Schottky Barrier Rectifier
- Guard ring for reverse protection
- Low power loss, high efficiency
- High surge capacity
- VRRM 80 to 100 Volts

Electrical Characteristics		
Average Forward Current per pkg.	I _{F(AV)} 30Amps	T _C = 155°C, square wave, R _{θJC} = 0.9°C/W
Average Forward Current per leg	I _{F(AV)} 15Amps	T _C = 155°C, square wave, R _{θJC} = 1.8°C/W
Maximum Surge Current per leg	I _{FSM} 350 Amps	8.3ms, half sine, T _J = 175°C
Max. Peak Forward Voltage per leg	V _{FM} 0.65 Volts	I _{FM} = 15A, T _J = 175°C*
Max. Peak Forward Voltage per leg	V _{FM} 0.85 Volts	I _{FM} = 15A, T _J = 25°C*
Max. Peak Reverse Current per leg	I _{RM} 15 mA	V _R = 5.0V, T _J = 25°C
Max. Peak Reverse Current per leg	I _{RM} 500 μA	V _R = 5.0V, T _J = 25°C
Typical Junction Capacitance per leg	C _J 550 pF	

*Pulse test: Pulse width 300 μsec, Duty cycle 2%

Thermal and Mechanical Characteristics		
Storage temp range	T _{STG}	-55°C to 175°C
Operating junction temp range	T _J	-55°C to 175°C
Max thermal resistance per leg	R _{θJC}	1.8°C/W
Max thermal resistance per pkg.	R _{θJC}	0.9°C/W
Mounting Torque		10 inch pounds maximum (4-40 screw)
Weight		.22 ounces (6.36 grams) typical

FST3080 – FST30100

Figure 1
Typical Forward Characteristics – Per Leg

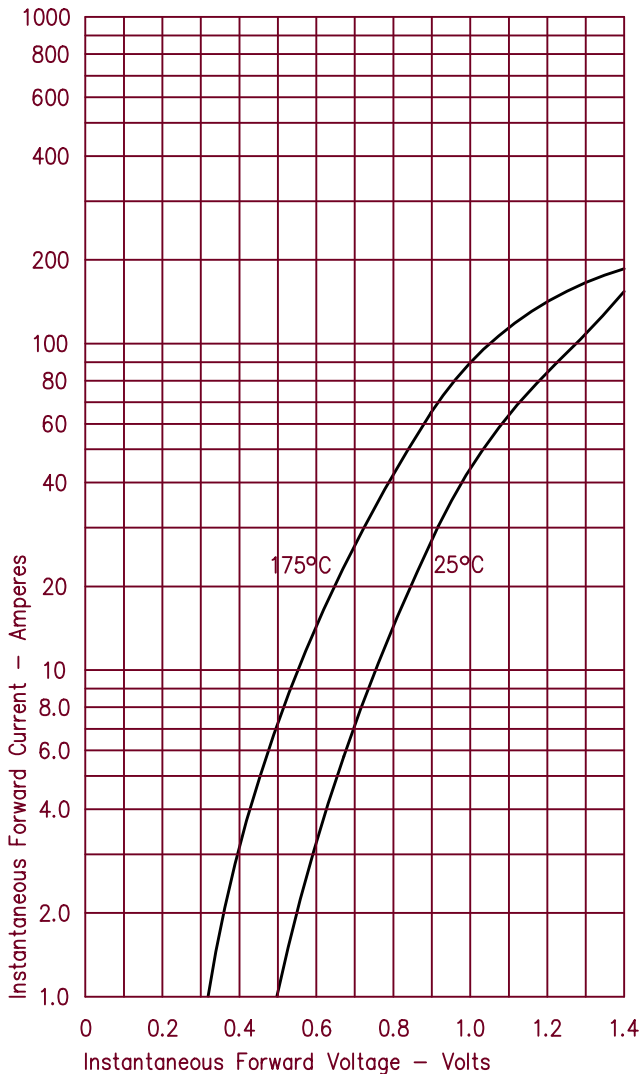


Figure 3
Typical Junction Capacitance – Per Leg

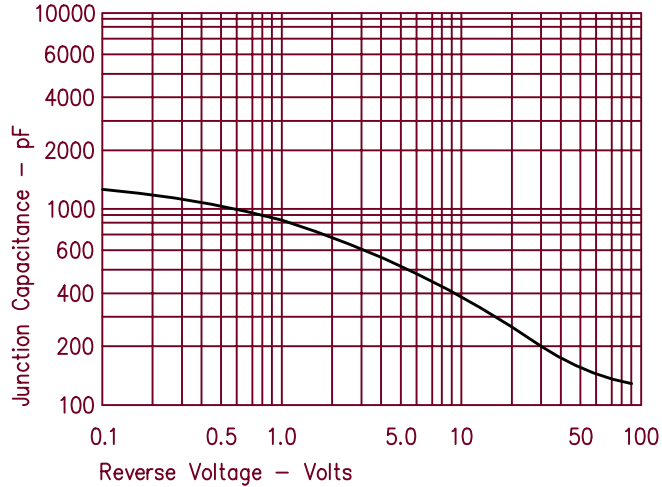


Figure 4
Forward Current Derating – Per Leg

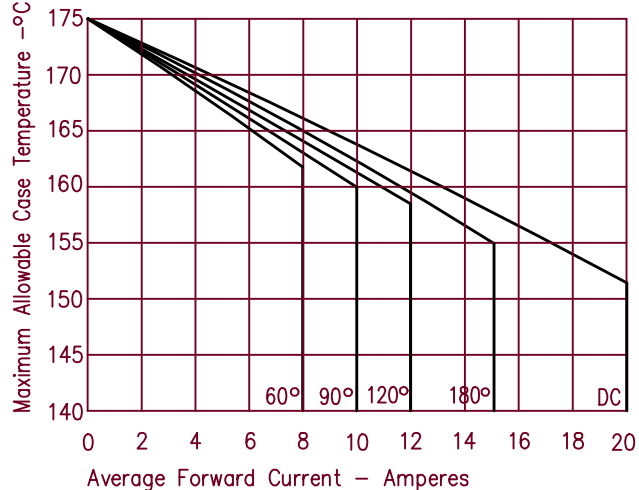


Figure 2
Typical Reverse Characteristics – Per Leg

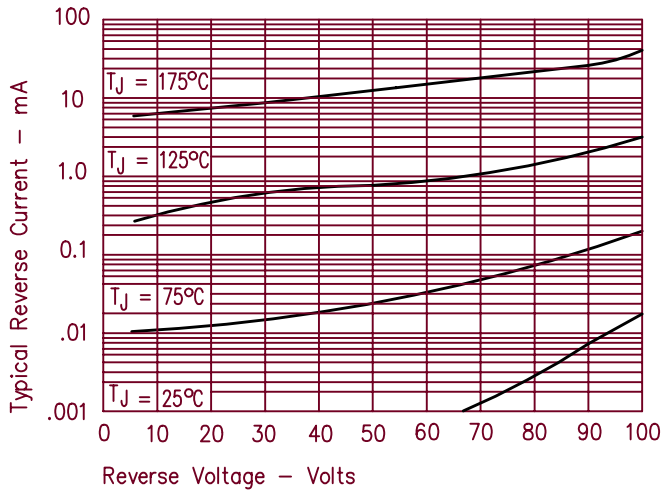


Figure 5
Maximum Forward Power Dissipation – Per Leg

