



Chipsmall Limited consists of a professional team with an average of over 10 year of expertise in the distribution of electronic components. Based in Hongkong, we have already established firm and mutual-benefit business relationships with customers from,Europe,America and south Asia,supplying obsolete and hard-to-find components to meet their specific needs.

With the principle of “Quality Parts,Customers Priority,Honest Operation,and Considerate Service”,our business mainly focus on the distribution of electronic components. Line cards we deal with include Microchip,ALPS,ROHM,Xilinx,Pulse,ON,Everlight and Freescale. Main products comprise IC,Modules,Potentiometer,IC Socket,Relay,Connector.Our parts cover such applications as commercial,industrial, and automotives areas.

We are looking forward to setting up business relationship with you and hope to provide you with the best service and solution. Let us make a better world for our industry!



Contact us

Tel: +86-755-8981 8866 Fax: +86-755-8427 6832

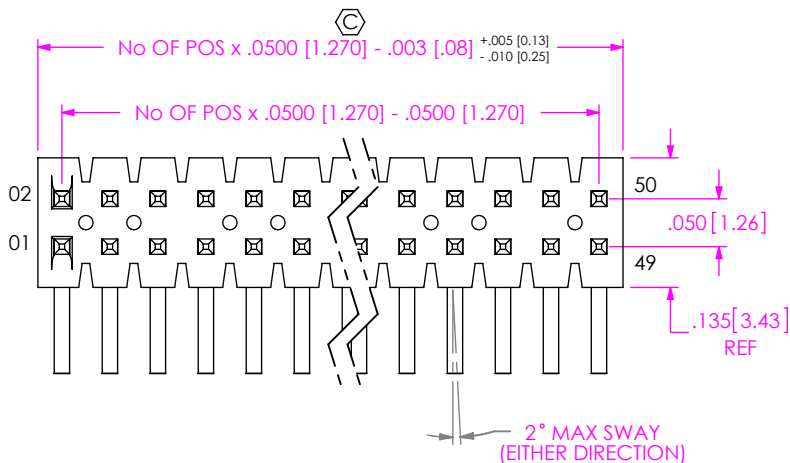
Email & Skype: info@chipsmall.com Web: www.chipsmall.com

Address: A1208, Overseas Decoration Building, #122 Zhenhua RD., Futian, Shenzhen, China



NOTES:

1. $\text{\textcircled{C}}$ REPRESENTS A CRITICAL DIMENSION.
2. TERMINALS TO BE SHEARED TO MEET DIMENSION SPECIFICATION.
3. PARTS MAY BE CUT TO POSITION.
4. MINIMUM PUSHOUT FORCE: .5 LB.
5. E.J OPTION IS NOT AVAILABLE AS OF REVISION AG.
APPLICABLE VIEWS ARE REMAINING FOR REFERENCE TO BUILD INTERNAL ASP ORDERS ONLY. THIS OPTION WAS FOR EXISTING BUSINESS ONLY. ANY EXISTING CUSTOMERS WILL HAVE PART NUMBERS SETUP AS INTERNAL ASP'S.
6. MAX BURR ALLOWANCE: .003" [.08"]
7. MAX CUT FLASH: .010 [.25]
8. MAX HEIGHT VARIATION BETWEEN ROWS: .005 [.13]



DO NOT SCALE FROM THIS PRINT

FTSH-1XX-XX-XX-D-XX-XX

No OF POSITIONS
-02 THRU -50
(PER ROW)

LEAD STYLE

- 01: .120 [3.05]
- 02: .075 [1.91]
- 03: .065 [1.65] MIN
- 04: .150 [3.81]

PLATING SPECIFICATION

- F: 3μ" SELECTIVE GOLD IN CONTACT AREA, MATTE TIN ON TAIL
- L: 10μ" SELECTIVE GOLD IN CONTACT AREA, MATTE TIN ON TAIL
- S: 30μ" SELECTIVE GOLD IN CONTACT AREA, MATTE TIN ON TAIL
- H: 30μ" HEAVY GOLD IN CONTACT AREA, 3μ" GOLD ON TAIL
- FM: 3μ" SELECTIVE GOLD IN CONTACT AREA, MATTE TIN ON TAIL
- LM: 10μ" SELECTIVE GOLD IN CONTACT AREA, MATTE TIN ON TAIL
- SM: 30μ" SELECTIVE GOLD IN CONTACT AREA, MATTE TIN ON TAIL
- LTL: 10μ" SELECTIVE GOLD IN CONTACT AREA, 90 / 10 ± 5% TIN LEAD ON TAIL

OPTIONS

- ES: END SHROUDS (-02 & -03 LEAD STYLE ONLY- SEE FIG 2, SHT 2) (9 POS PER ROW MIN) (MUST USE FTSH-50-D)
- EL: SHROUD LOCK (-02 & -03 LEAD STYLE ONLY- SEE FIG 4, SHT 2) (9 POS PER ROW MIN) (USE ONLY WHEN MATING WITH CLP) (MUST USE FTSH-50-D)
- EP: GUIDE POST (-02 & -03 LEAD STYLE ONLY- SEE FIG 5, SHT 2) (9 POS PER ROW MIN) (USE ONLY WHEN MATING WITH CLP) (MUST USE FTSH-50-D)
- EJ: EJECTOR SHROUD (SEE FIG 3, SHT 2) (SEE NOTE 5) (MUST USE FTSH-50-D)
- K: KEYING SHROUD (-01 LEAD STYLE ONLY- SEE FIG 1, -K OPTION) (POS 05, 08, 10, 13, 15, 17, 20, 25 ONLY) (USE ONLY WITH -RA TAIL OPTION) (MUST USE FTSH-XX-CN-XX)

TAIL OPTION

- RA: RIGHT ANGLE
- FC: FLEX CARD (MUST USE FTSH-50-D) (-01 LEAD STYLE ONLY, FOR USE WITH FCF)
- FE: FLEX CARD ELEVATED (MUST USE FTSH-50-D) (-01 LEAD STYLE ONLY, FOR USE WITH FCF)

ROW SPECIFICATION

- D: DOUBLE ROW

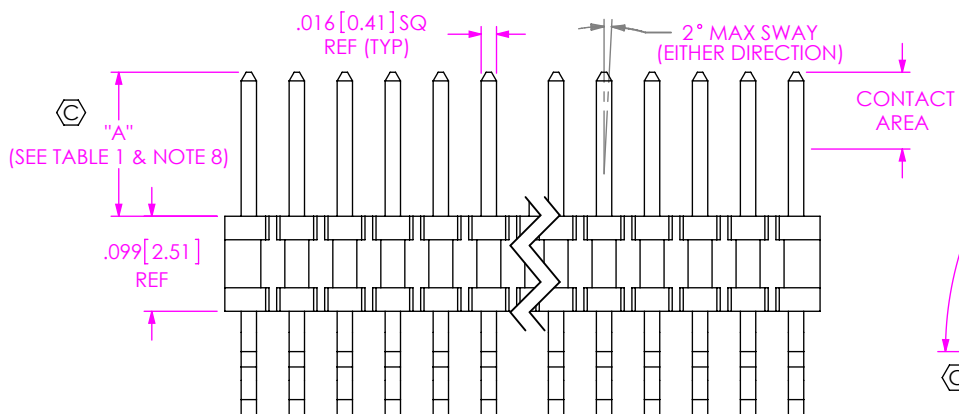
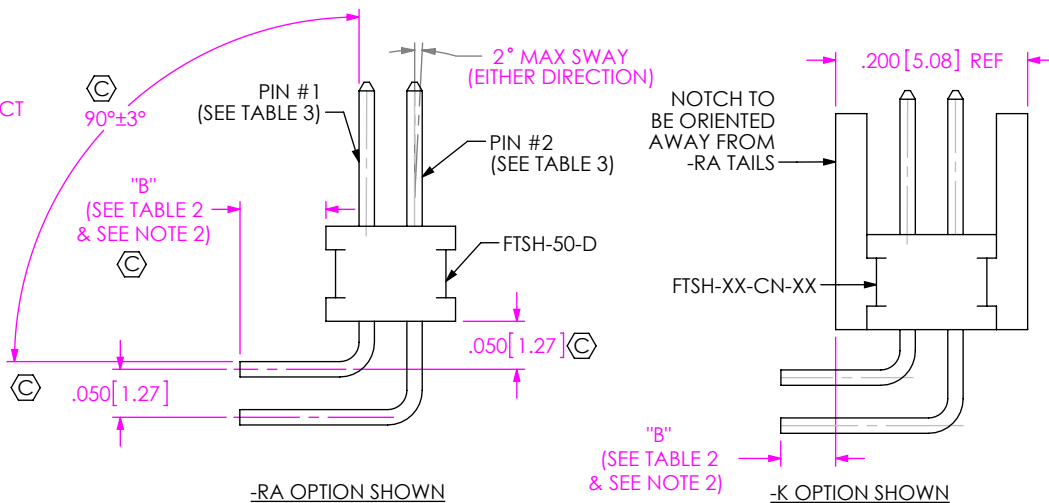


FIG 1
FTSH-1XX-XX-XXX-D-RA SHOWN



-RA OPTION SHOWN

-K OPTION SHOWN

POST HEIGHT	"A"
-01	.120 [3.05]
-02	.075 [1.91]
* -03	.065 [1.65]
-04	.150 [3.81]

OPTIONS	"B"±.010	
NONE, -RA, -RA-K	.090	2.290
-EP, -ES, -EL	.120	3.08
-EJ	.135	3.43
-FC	.150	3.81
-FE (SEE NOTE)	.283	7.19

TAIL OPTION	PIN #1	PIN #2
-RA	T-1S15-64-XX	T-1S15-63-XX
-RA -K	T-1S15-64-XX	T-1S15-68-XX
-FC	T-1S15-07-XX	T-1S15-08-XX
-FE	T-1S15-03-XX	T-1S15-03-XX

UNLESS OTHERWISE SPECIFIED, DIMENSIONS ARE IN INCHES.
TOLERANCES ARE:
DECIMALS ANGLES
.XX: ±.01 [.3] 1°
.XXX: ±.005 [1.3]
.XXXX: ±.0010 [.025]

PROPRIETARY NOTE

THIS DOCUMENT CONTAINS CONFIDENTIAL AND PROPRIETARY INFORMATION AND ALL DESIGN, MANUFACTURING, REPRODUCTION, USE, PATENT RIGHTS AND SALES RIGHTS ARE EXPRESSLY RESERVED BY SAMTEC, INC. THIS DOCUMENT SHALL NOT BE DISCLOSED, IN WHOLE OR PART, TO ANY UNAUTHORIZED PERSON OR ENTITY NOR REPRODUCED, TRANSFERRED OR INCORPORATED IN ANY OTHER PROJECT IN ANY MANNER WITHOUT THE EXPRESS WRITTEN CONSENT OF SAMTEC, INC.

MATERIAL: DO NOT SCALE DRAWING SHEET SCALE: 5:1
INSULATOR: BLACK LIQUID CRYSTAL POLYMER
TERMINAL: PHOSPHOR BRONZE, ALLOY No. 510

F:\DWG\MISC\MKTG\FTSH-1XX-XX-XX-D-XX-XX-MKT.SLDDRW



520 PARK EAST BLVD, NEW ALBANY, IN 47150
PHONE: 812-944-6733 FAX: 812-948-5047
e-Mail: info@SAMTEC.com code 53322

DESCRIPTION:
.050 x .050 C.L. DOUBLE HORIZONTAL TERMINAL STRIP

DWG. NO.
FTSH-1XX-XX-XX-D-XX-XX

BY: BRATCHER 08/17/1995 SHEET 1 OF 3

FIG 2
-ES OPTION
 AVAILABLE IN LEAD STYLE -02 & -03 ONLY
 (DIFFERENT AS SHOWN, OTHERWISE SAME AS FIG 1)

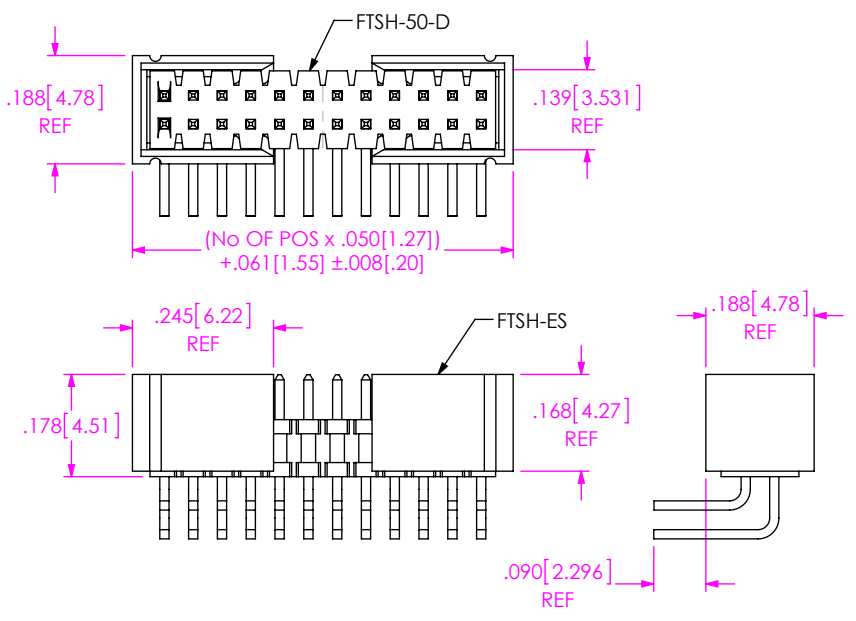


FIG 3
-EJ OPTION
 (FOR EXISTING CUSTOMERS ONLY)
 AVAILABLE IN LEAD STYLE -01 ONLY
 (DIFFERENT AS SHOWN, OTHERWISE SAME AS FIG 1)
 (SEE NOTE 5 ON SHEET 1)

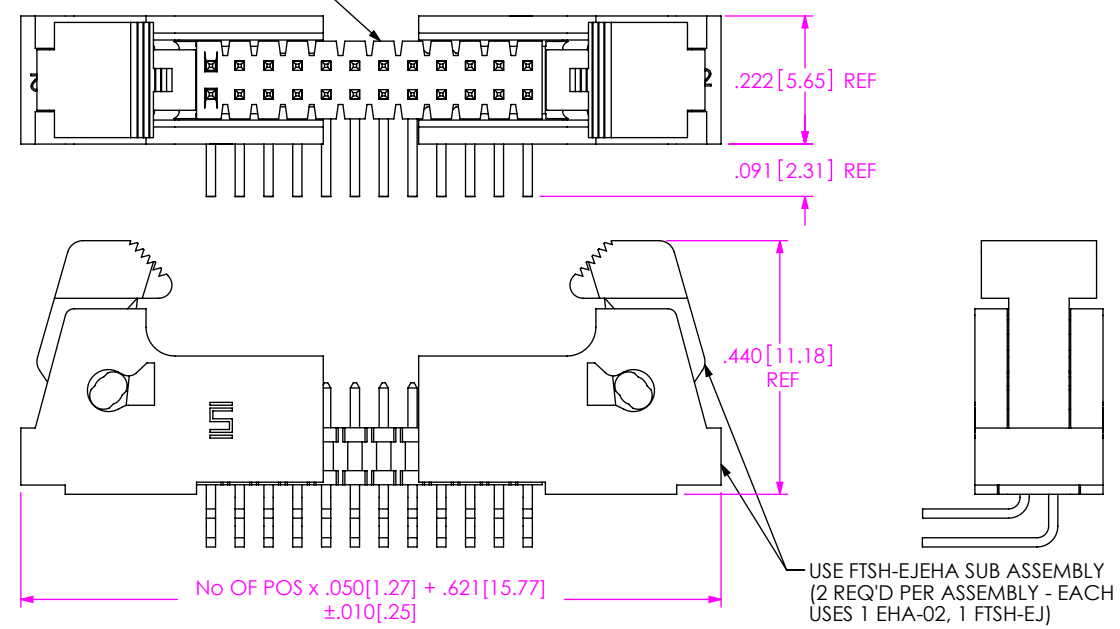


FIG 4
-EL OPTION
 (USE ONLY WHEN MATING WITH CLP)
 (DIFFERENT AS SHOWN, OTHERWISE SAME AS FIG 2)

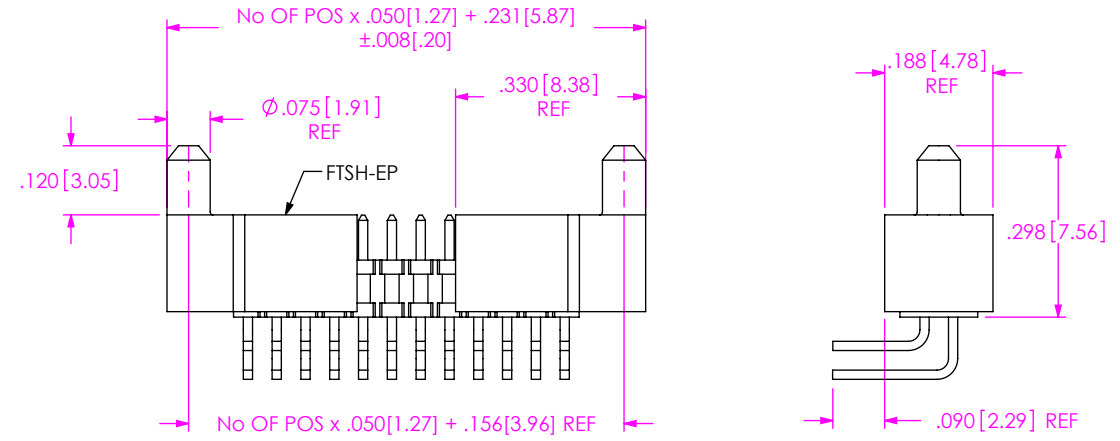
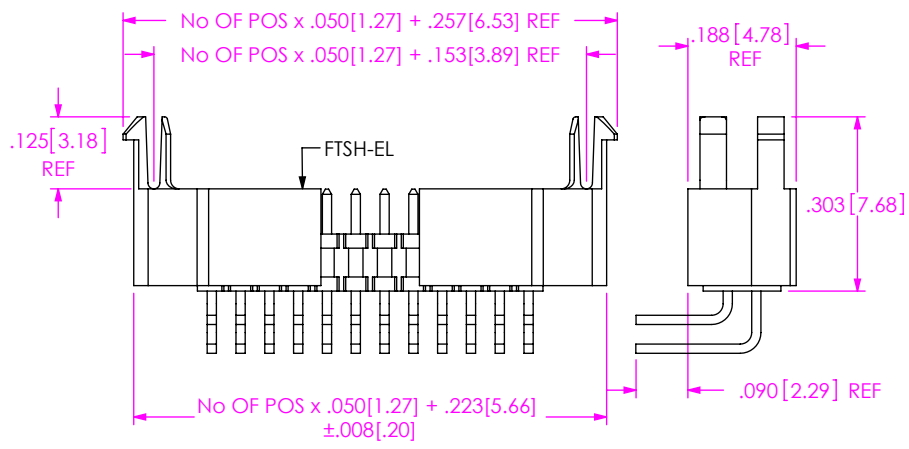


FIG 5
-EP OPTION
 (USE ONLY WHEN MATING WITH CLP)
 (DIFFERENT AS SHOWN, OTHERWISE SAME AS FIG 2)

PROPRIETARY NOTE
 THIS DOCUMENT CONTAINS CONFIDENTIAL AND PROPRIETARY INFORMATION AND ALL DESIGN, MANUFACTURING, REPRODUCTION, USE, PATENT RIGHTS AND SALES RIGHTS ARE EXPRESSLY RESERVED BY SAMTEC, INC. THIS DOCUMENT SHALL NOT BE DISCLOSED, IN WHOLE OR IN PART, TO ANY UNAUTHORIZED PERSON OR ENTITY NOR REPRODUCED, TRANSFERRED OR INCORPORATED IN ANY OTHER PROJECT IN ANY MANNER WITHOUT THE EXPRESS WRITTEN CONSENT OF SAMTEC, INC.

DO NOT SCALE DRAWING
 SHEET SCALE: 2:1

F:\DWG\MISC\MKTG\FTSH-1XX-XX-XX-D-XX-XX-MKT.SLDDRW



520 PARK EAST BLVD, NEW ALBANY, IN 47150
 PHONE: 812-944-6733 FAX: 812-948-5047
 e-Mail: info@SAMTEC.com code 53322

DESCRIPTION:
 .050 x .050 C.L. DOUBLE HORIZONTAL TERMINAL STRIP
 DWG. NO.
FTSH-1XX-XX-XX-D-XX-XX
 BY: BRATCHER 08/17/1995 SHEET 2 OF 3

PACKAGING TUBES

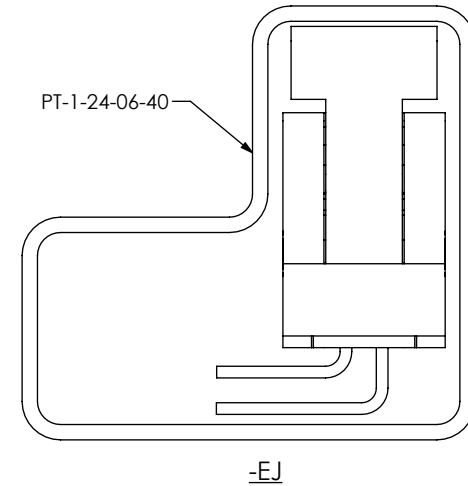
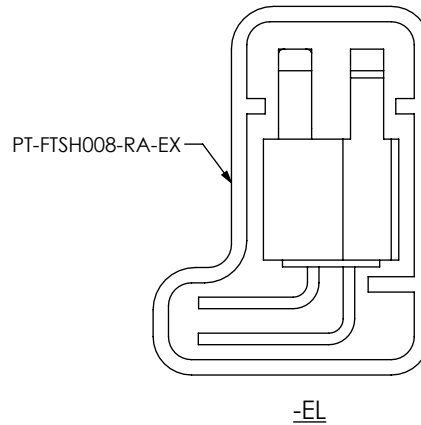
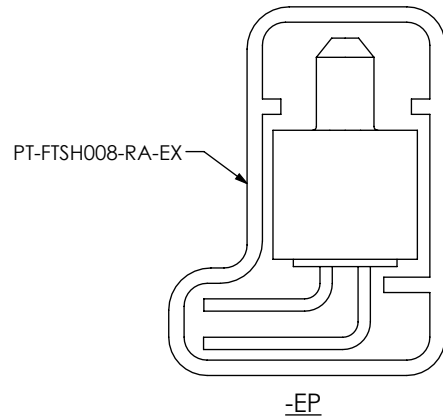
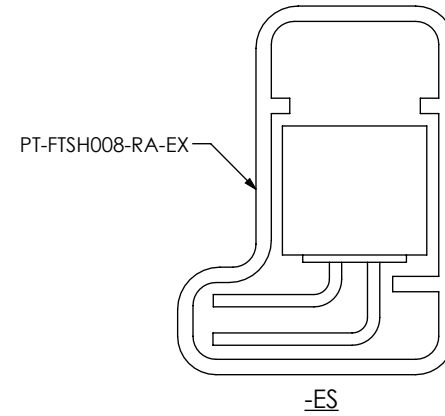
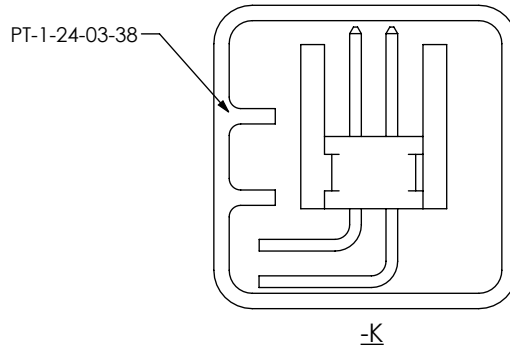
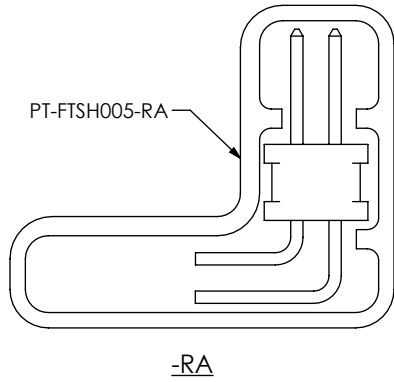


TABLE 4

LEAD STYLE	PACKAGING TUBE	PLUG
-04 (NO OPTIONS)	PT-FTSH005-RA	TP-24
-02, -03, (NO OPTIONS)		
-01-FC		
-01-FE		
-01-RA		
-02-EL, -03-EL	PT-FTSH008-RA-EX	TP-03
-02-ES, -03-ES		
-02-EP, -03-EP		
-01-EJ	PT-1-24-06-40	TR-03
-01-RA-K	PT-1-24-03-38	TP-03

F:\DWG\MISC\MKTG\FTSH-1XX-XX-XX-D-XX-XX-MKT.SLDDRW

PROPRIETARY NOTE
 THIS DOCUMENT CONTAINS CONFIDENTIAL AND PROPRIETARY INFORMATION AND ALL DESIGN, MANUFACTURING, REPRODUCTION, USE, PATENT RIGHTS AND SALES RIGHTS ARE EXPRESSLY RESERVED BY SAMTEC, INC. THIS DOCUMENT SHALL NOT BE DISCLOSED, IN WHOLE OR PART, TO ANY UNAUTHORIZED PERSON OR ENTITY NOR REPRODUCED, TRANSFERRED OR INCORPORATED IN ANY OTHER PROJECT IN ANY MANNER WITHOUT THE EXPRESS WRITTEN CONSENT OF SAMTEC, INC.

DO NOT SCALE DRAWING

SHEET SCALE: 2:1



520 PARK EAST BLVD, NEW ALBANY, IN 47150
 PHONE: 812-944-6733 FAX: 812-948-5047
 e-Mail info@SAMTEC.com code 55322

DESCRIPTION:
 .050 x .050 C.L. DOUBLE HORIZONTAL TERMINAL STRIP

DWG. NO.
FTSH-1XX-XX-XX-D-XX-XX

BY: BRATCHER 08/17/1995 SHEET 3 OF 3