



Chipsmall Limited consists of a professional team with an average of over 10 year of expertise in the distribution of electronic components. Based in Hongkong, we have already established firm and mutual-benefit business relationships with customers from,Europe,America and south Asia,supplying obsolete and hard-to-find components to meet their specific needs.

With the principle of "Quality Parts,Customers Priority,Honest Operation,and Considerate Service",our business mainly focus on the distribution of electronic components. Line cards we deal with include Microchip,ALPS,ROHM,Xilinx,Pulse,ON,Everlight and Freescale. Main products comprise IC,Modules,Potentiometer,IC Socket,Relay,Connector.Our parts cover such applications as commercial,industrial, and automotives areas.

We are looking forward to setting up business relationship with you and hope to provide you with the best service and solution. Let us make a better world for our industry!



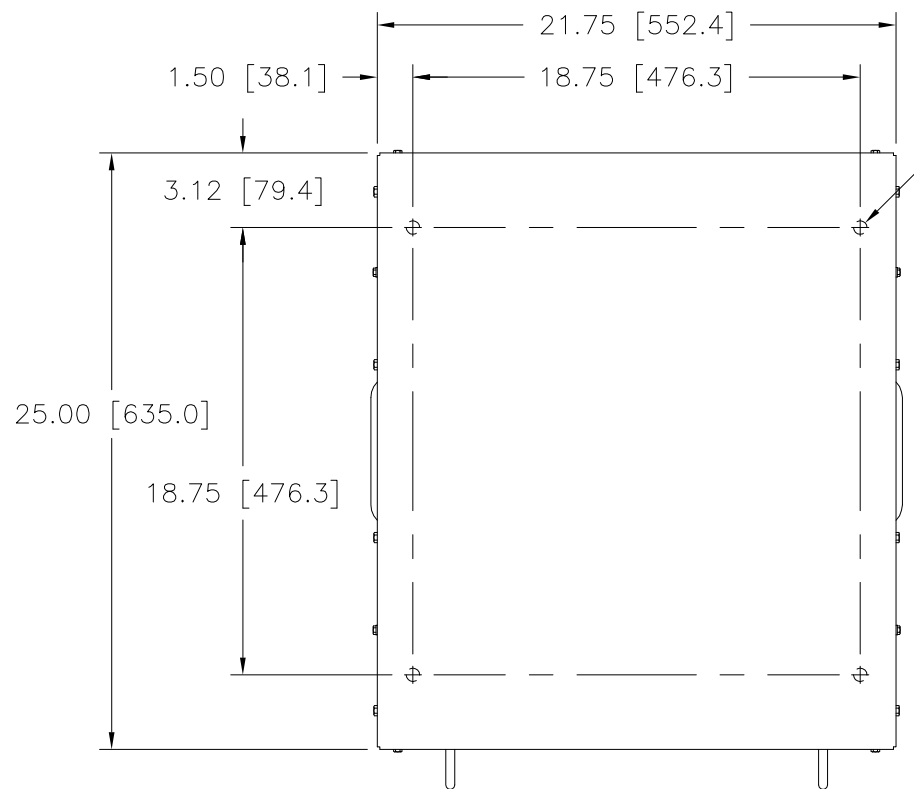
## Contact us

Tel: +86-755-8981 8866 Fax: +86-755-8427 6832

Email & Skype: info@chipsmall.com Web: www.chipsmall.com

Address: A1208, Overseas Decoration Building, #122 Zhenhua RD., Futian, Shenzhen, China

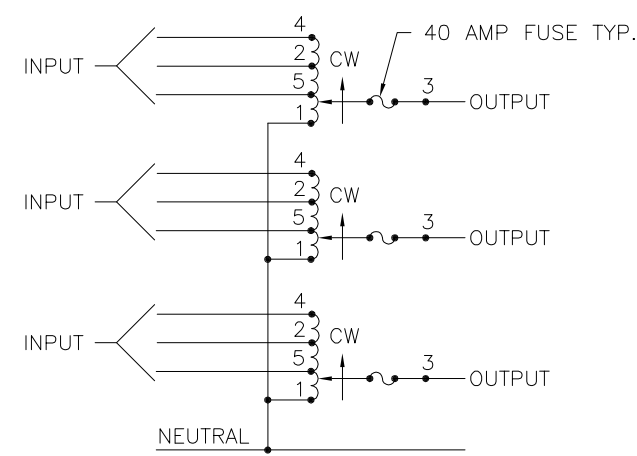




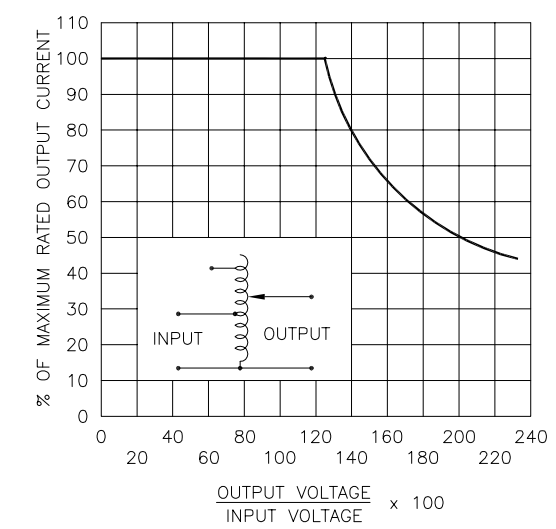
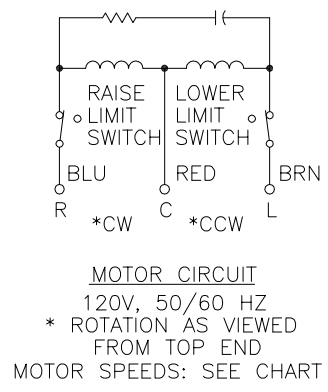
.56 [14.3] DIA. HOLE  
 4 PLACES ON BOTTOM  
 FLANGES FOR CUSTOMER  
 MOUNTING

**NOTE:**  
 SEE THE FRC-20 USER'S HANDBOOK, FORM #003-1922 FOR DETAILED INFORMATION.

**CONTROLS:**  
 CONTROLLER ON/OFF SWITCH: THIS SWITCH TURNS OFF POWER TO THE CONTROLLER ONLY.  
 OUTPUT ADJUSTMENT: THIS POTENTIOMETER CONTROL IS ROTATED CLOCKWISE TO INCREASE OUTPUT VOLTAGE SET POINT AND COUNTERCLOCKWISE TO DECREASE THE OUTPUT VOLTAGE SET POINT.  
 VOLTMETER: THE ANALOG VOLTMETER INDICATES THE REGULATED OUTPUT VOLTAGE SETTING.  
 RAISE/LOWER SWITCH: THIS SWITCH IS LOCATED INTERNALLY AND IS ACCESSIBLE FROM THE FRONT VIA THE REMOVABLE ACCESS PANEL. THE SWITCH ALLOWS THE REGULATOR TO BE MANUALLY CONTROLLED.



SCHEMATIC

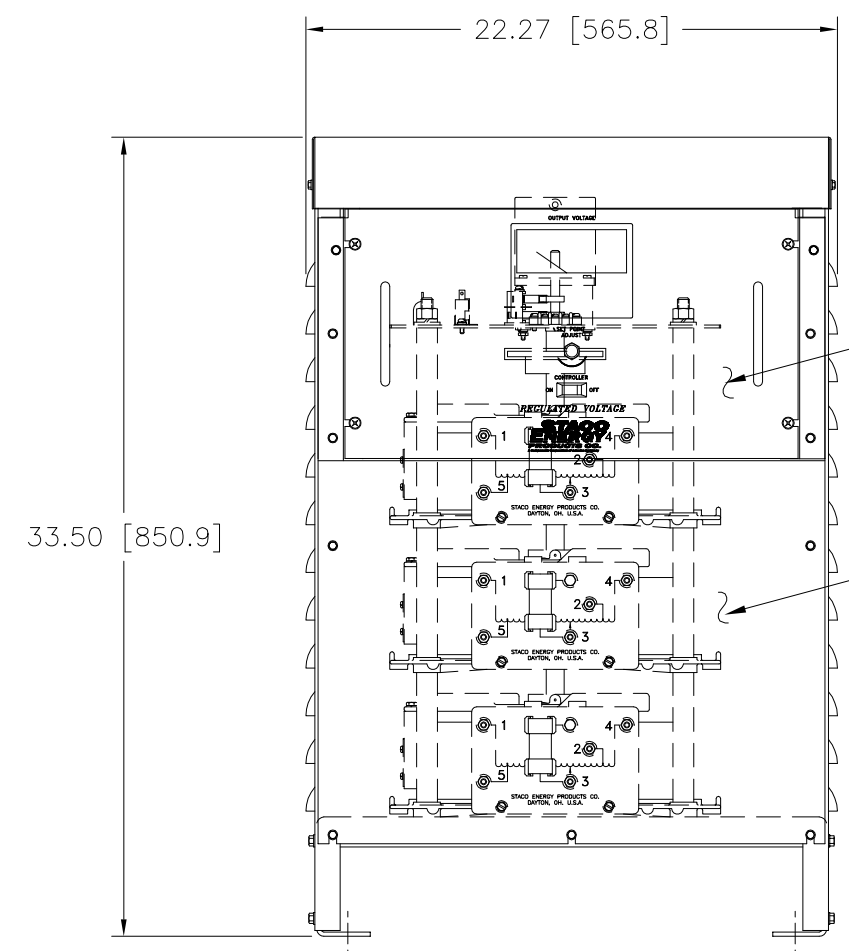


**FIGURE A**  
 MAXIMUM OUTPUT CURRENT OF ANY DUAL INPUT VOLTAGE OR VOLTAGE DOUBLER UNIT OPERATED AT LOWER INPUT VOLTAGE.

\* MAXIMUM OUTPUT CURRENT IN OUTPUT VOLTAGE RANGE FROM 0 TO 25 PERCENT ABOVE LINE VOLTAGE. AT HIGHER OUTPUT VOLTAGES, OUTPUT CURRENT MUST BE REDUCED ACCORDING TO RATING CURVE (SEE FIGURE A).  
 ++ MAXIMUM KVA AT MAXIMUM OUTPUT AND CORRESPONDING DE-RATED CURRENT. MAXIMUM KVA AT LOWER OUTPUT VOLTAGES MAY BE CALCULATED FROM RATING CURVE, (SEE FIGURE A).

V.D. = VOLTAGE DOUBLER.

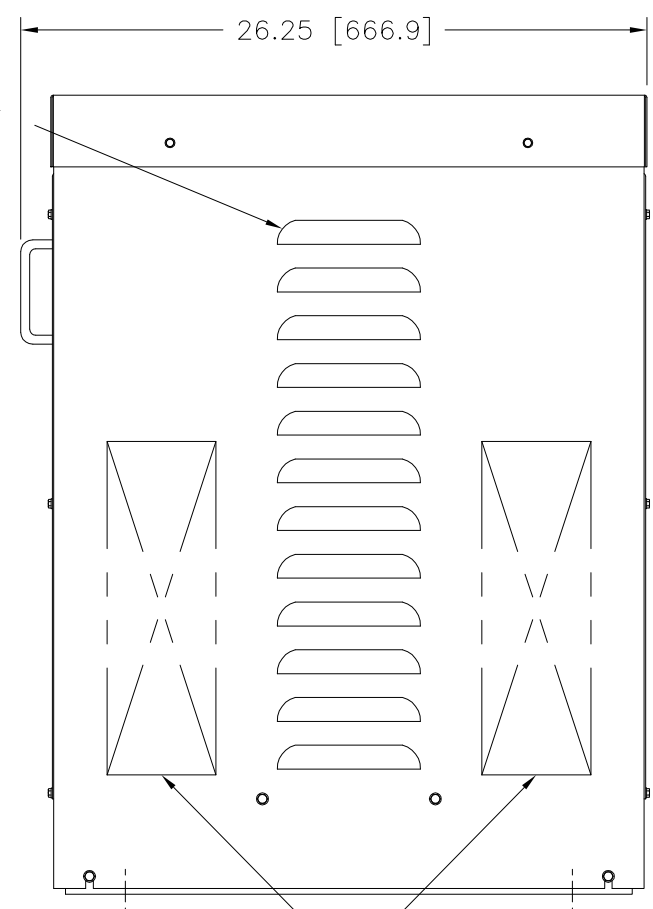
SPEED (SECONDS)	MODEL NUMBER
5	FV5M6020E-3Y
15	FV15M6020E-3Y
30	FV30M6020E-3Y
60	FV60M6020E-3Y



LOUVER VENTS BOTH SIDES

SEE SHEET #2 FOR PANEL DETAILS

ACCESS PANEL TO FUSES & TERMINALS



RECOMMENDED AREAS FOR CONDUIT ENTRY

WIRING	INPUT		OUTPUT			SHAFT ROTATION FOR VOLTAGE INCREASE	TERMINAL CONNECTIONS FOR INCREASING VOLTAGE AS VIEWED FROM TOP	
	VOLTS	HERTZ	VOLTS	CONSTANT CURRENT LOAD			INPUT	OUTPUT
				MAX. AMPS	MAX. KVA			
THREE PHASE WYE	480	50/60	0-480	35	29.1	CW	4-4-4	3-3-3
		60	0-560	35	33.9	CW	2-2-2	3-3-3
	240	60	0-560	35* 15 V.D.	14.5 ++	CW	5-5-5	3-3-3

UNLESS OTHERWISE SPECIFIED, TOLERANCE IS ± DECIMALS .XX .XXX .12 .000 .03 1° 1-1/2° UNITS IN [mm] TITLE: SPEC. CONTROL DRAWING MOTORIZED VARIABLE XFMR. TYPE: FVM6020E-3Y

MATERIAL: ALL DIMENSIONS APPLY AFTER PLATING

STACO ENERGY PRODUCTS CO. A Components Corporation of America Company 302 South Boulevard Dayton, Ohio 45402 USA

DRAWN BY T.SNAY DATE 5/6/05 FIRST USED ON DO NOT SCALE DWG. CAGE CODE 83008

CHECKER DATE WEIGHT APPROX. SCALE .25=1 SHEET 1 OF 2

ENGINEER DATE

DWG. NO. 032-8291