



Chipsmall Limited consists of a professional team with an average of over 10 year of expertise in the distribution of electronic components. Based in Hongkong, we have already established firm and mutual-benefit business relationships with customers from,Europe,America and south Asia,supplying obsolete and hard-to-find components to meet their specific needs.

With the principle of “Quality Parts,Customers Priority,Honest Operation,and Considerate Service”,our business mainly focus on the distribution of electronic components. Line cards we deal with include Microchip,ALPS,ROHM,Xilinx,Pulse,ON,Everlight and Freescale. Main products comprise IC,Modules,Potentiometer,IC Socket,Relay,Connector.Our parts cover such applications as commercial,industrial, and automotives areas.

We are looking forward to setting up business relationship with you and hope to provide you with the best service and solution. Let us make a better world for our industry!



Contact us

Tel: +86-755-8981 8866 Fax: +86-755-8427 6832


Email & Skype: info@chipsmall.com Web: www.chipsmall.com

Address: A1208, Overseas Decoration Building, #122 Zhenhua RD., Futian, Shenzhen, China

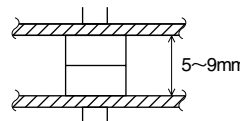


0.8mm Pitch Stacking Height 5 to 9mm Connector

FX6 Series



Stacking Height: 5 to 9mm



Mounting area 50% OFF, compared with the half pitch connector



Half pitch connector
(FX2 series)



FX6 series
(If compared with 60 contacts)

■ Features

1. Stacking Height 5 to 9mm

The board to board stacking height can be set at every millimeter between 5 and 9mm.

2. Effective Contact Length 1.7mm

Despite the low profile type connector, the connector has the 1.7mm long effective contact length and provides a margin sufficient to contact.

3. Mating Guide

The self-alignment for mating action exhibits a high guide level at ± 1 mm, and makes the mating process easier by providing the guide rib.

4. Automatic Mounting

The standard packaging specification specifies the stick package, considering the automatic mount, while the emboss package can also correspond to the connector with less than 80 contacts. (However, the product is limited to 80 contacts.)

5. SMT Coplanarity

The lead coplanarity on the SMT soldered area is maintained with the high accuracy of less than 0.1mm.

■ Applications

Note PC, business equipments such as handy terminals, and other equipment which require miniaturization or light-weight.

■ Product Specifications

Rating	Current rating 0.5A	Operating Temperature Range -55°C to +85°C Note 1.	Storage Temperature Range -10°C to +60°C Note 2.
	Voltage rating 100V AC	Operating Humidity Range 40% to 80%	Storage Humidity Range 40% to 70%

Item	Specification	Condition
1. Insulation Resistance	100M ohms min	250V DC
2. Withstanding voltage	No flashover or insulation breakdown.	300V AC/1 minute
3. Contact Resistance	40m ohms max.	100mA
4. Vibration	No electrical discontinuity of 1 μ s or more	Frequency: 10 to 55 Hz, single amplitude of 0.75 mm, 2 hours in each of the 3 directions.
5. Humidity (Steady state)	Contact resistance: 50m ohms max. Insulation resistance: 100m ohms min.	96 hours at temperature of 40°C and humidity of 90% to 95%
6. Temperature Cycle	Contact resistance: 50m ohms max. Insulation resistance: 100m ohms min.	(-55°C: 30 minutes 15 to 35°C: 2 to 3 minutes 85°C: 30 minutes 15 to 35°C: 2 to 3minutes)5 cycles
7. Durability (Mating/un-mating)	Contact resistance: 50m ohms max.	100 cycles
8. Resistance to Soldering heat	No deformation of components affecting performance.	Reflow: At the recommended temperature profile Manual soldering: 360°C for 5 seconds

Note 1: Includes temperature rise caused by current flow.

Note 2: The term "storage" refers to products stored for long period of time prior to mounting and use. Operating Temperature Range and Humidity range covers non conducting condition of installed connectors in storage, shipment or during transportation.

Note 3: Information contained in this catalog represents general requirements for this Series. Contact us for the drawings and specifications for a specific part number shown.

FX6 Series 0.8mm Pitch Stacking Height 5 to 9mm Connector

Material

Part	Material	Finish		Remarks
Insulation	PPS	Light brown		UL94V-0
Header Contact	Phosphor bronze	Contact area	Gold plated	————
Receptacle Contact		Lead area	Tin plated	————

Note 1 : The black dots on the insulator will not affect performance.

Note 2 : FX6(A)-*P-0.8SV(*) is gold plated.

Ordering Information

FX6 **(A)** **-** ***** **P** **-** **0.8** **SV** **1** **(91)**
① ② ③ ④ ⑤ ⑥ ⑦ ⑧

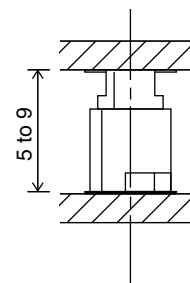
① Series Name: FX6	⑥ Contact type SV: Board vertical type
② Blank: With boss A : Without boss	⑦ Product Height Variable Blank : Standard, 1: +1mm 2 : +2mm
③ Number of Contacts : 20,40,50,60,80,100	⑧ Packaging Style (71) : Stick packaging (No pick & place tape) (91) : Stick packaging (Pick & place tape) (92) : Embossed tape packaging (No pick & place tape) (93) : Embossed tape packaging (Pick & place Stick tape)
④ Connector Type P: Header S: Receptacle	
⑤ Contact Pitch: 0.8mm	

Stacking Height Variation

Unit: mm

	FX6(A)-*S-0.8SV	FX6(A)-*S-0.8SV2
FX6(A)-*P-0.8SV	5	7
FX6(A)-*P-0.8SV1	6	8
FX6(A)-*P-0.8SV2	7	9

(* indicates 20, 40, 50, 60, 80, and 100 contacts.)

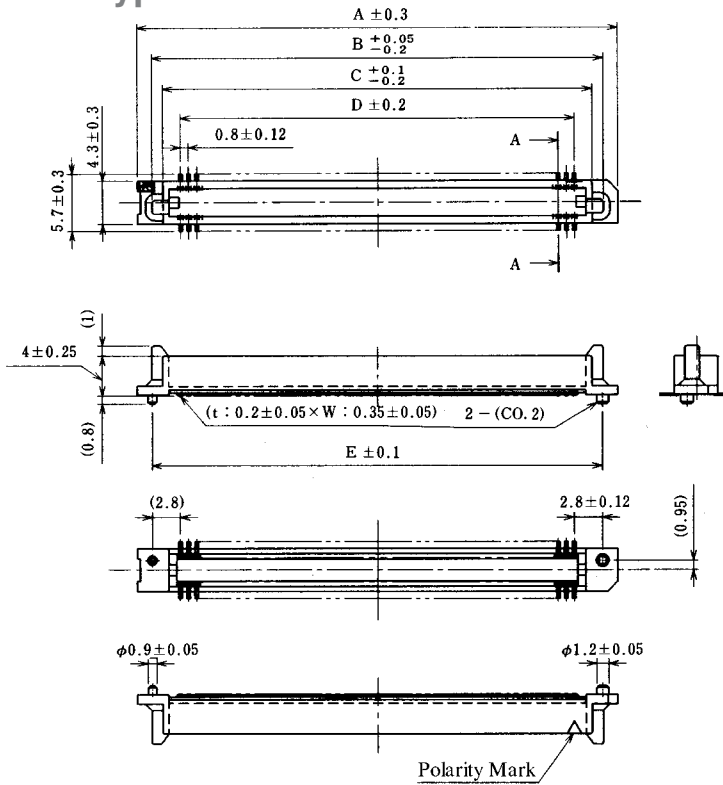


Packaging Type

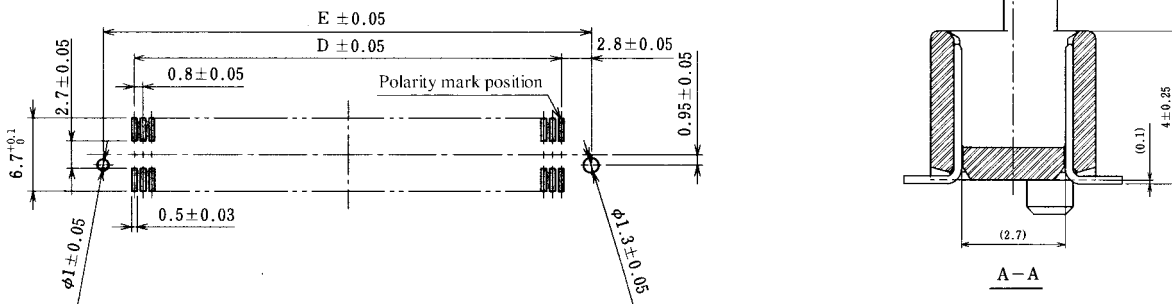
Packaging Type	Number of Contacts	20 contacts	40 contacts	50 contacts	60contacts	80 contacts	100 contacts	
Stick Packaging	Packaged Product Pieces	33 pieces	22 pieces	19 pieces	16 pieces	13 pieces	11 pieces	
	Sales Unit	Order by doubling the number of pieces contained in the product. (Example) In case of 20 contacts,33 pieces,66 pieces,...						
Embossed Tape Packaging	Tape Width	24mm	44mm	44mm	44mm	56mm	X	
	Product Pitch	12mm						
	Emboss Reel Diameter	FX6(A)-*S-0.8SVφ330mm FX6(A)-*P-0.8SV.FX6(A)-*S-0.8SV2φ360mm FX6(A)-*P-0.8SV1.FX6(A)-*P-0.8SV2φ380mm						
	Packaged Product Pieces	1000 pieces packaged per reel						
	Sales Unit	Per reel						

With Boss Type

Header-Stacking Height: Standard type



PCB mounting pattern



Unit: mm

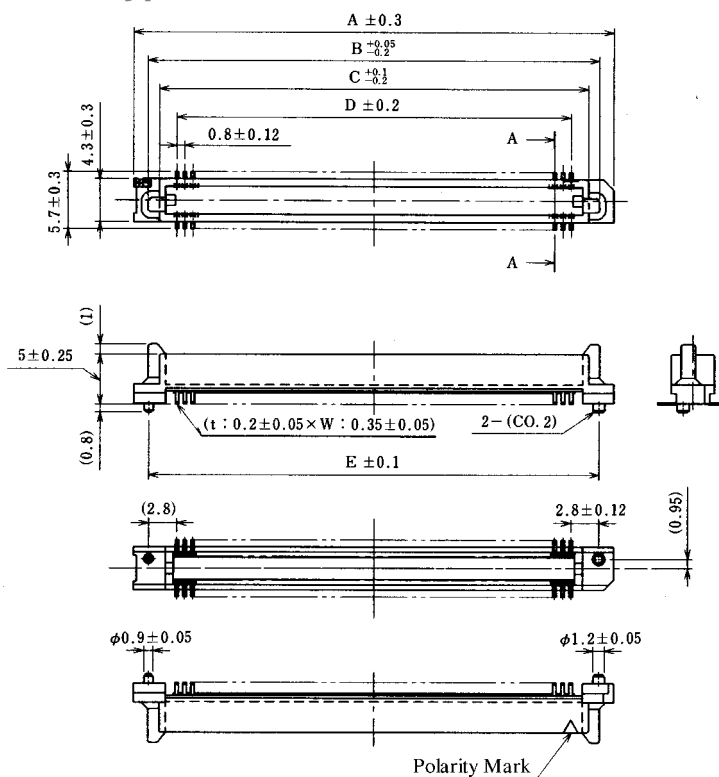
Part Number	CL No.	Number of Contacts	A	B	C	D	E	RoHS
FX6- 20P-0.8SV(71)	576-0001-3-71	20	15.8	12.9	10.7	7.2	12.8	YES
FX6- 40P-0.8SV(71)	576-0003-9-71	40	23.8	20.9	18.7	15.2	20.8	
FX6- 50P-0.8SV(71)	576-0004-1-71	50	27.8	24.9	22.7	19.2	24.8	
FX6- 60P-0.8SV(71)	576-0005-4-71	60	31.8	28.9	26.7	23.2	28.8	
FX6- 80P-0.8SV(71)	576-0007-0-71	80	39.8	36.9	34.7	31.2	36.8	
FX6-100P-0.8SV(71)	576-0008-2-71	100	47.8	44.9	42.7	39.2	44.8	

Note: Determine a quantity of the stick package product for delivery, multiplying the insertion pieces per contact number by an integer.
 Please make sure that a quantity of the stick package product for delivery is determined per reel (1000 pieces).
 (Refer to the delivery form item on page A144 for details.)

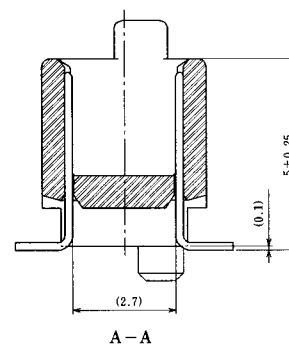
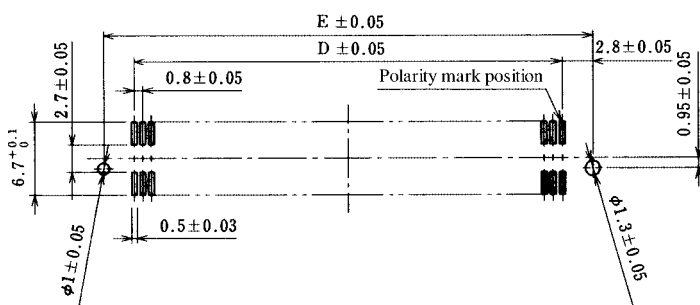
FX6 Series 0.8mm Pitch Stacking Height 5 to 9mm Connector

With Boss Type

Header-Stacking Height: Standard type



PCB mounting pattern



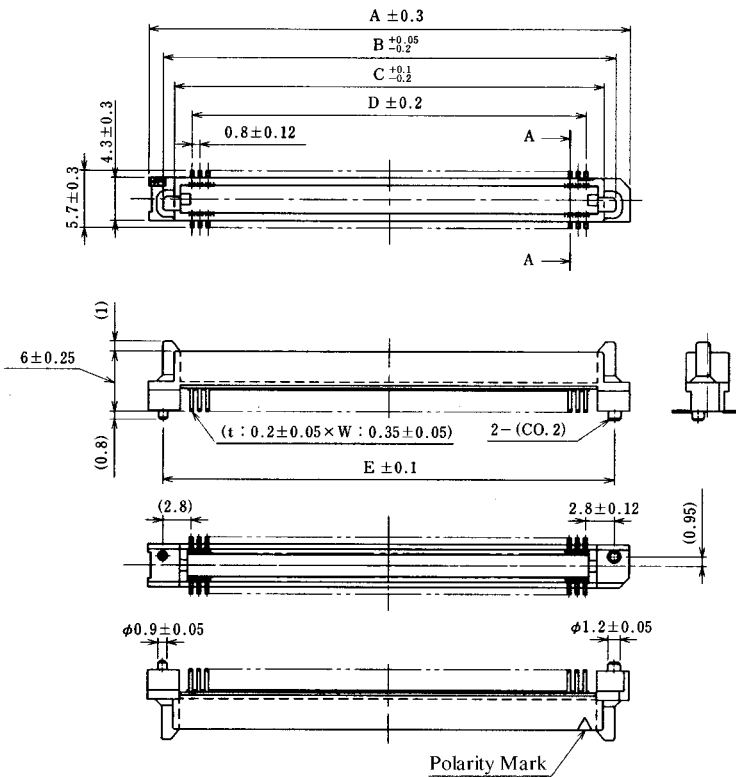
Unit: mm

Part Number	CL No.	Number of Contacts	A	B	C	D	E	RoHS
FX6- 20P-0.8SV1(71)	576-0021-0-71	20	15.8	12.9	10.7	7.2	12.8	YES
FX6- 40P-0.8SV1(71)	576-0023-6-71	40	23.8	20.9	18.7	15.2	20.8	
FX6- 50P-0.8SV1(71)	576-0024-9-71	50	27.8	24.9	22.7	19.2	24.8	
FX6- 60P-0.8SV1(71)	576-0025-1-71	60	31.8	28.9	26.7	23.2	28.8	
FX6- 80P-0.8SV1(71)	576-0027-7-71	80	39.8	36.9	34.7	31.2	36.8	
FX6-100P-0.8SV1(71)	576-0028-0-71	100	47.8	44.9	42.7	39.2	44.8	

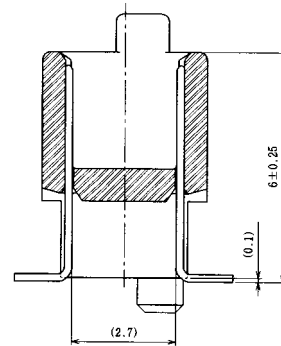
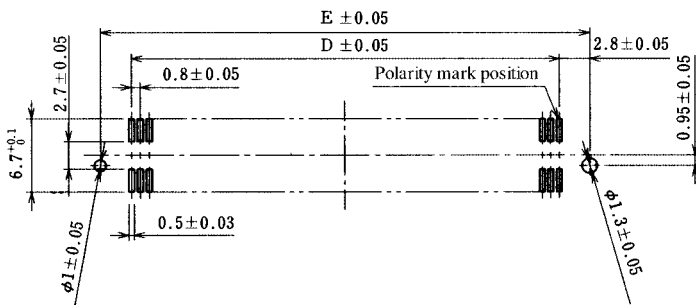
Note: Determine a quantity of the stick package product for delivery, multiplying the insertion pieces per contact number by an integer.
 Make sure that a quantity of the stick package product for delivery is determined per reel (1000 pieces).
 (Refer to the delivery form item on page A144 for details.)

With Boss Type

Header-Stacking Height: Standard+2mm type



PCB mounting pattern



Unit: mm

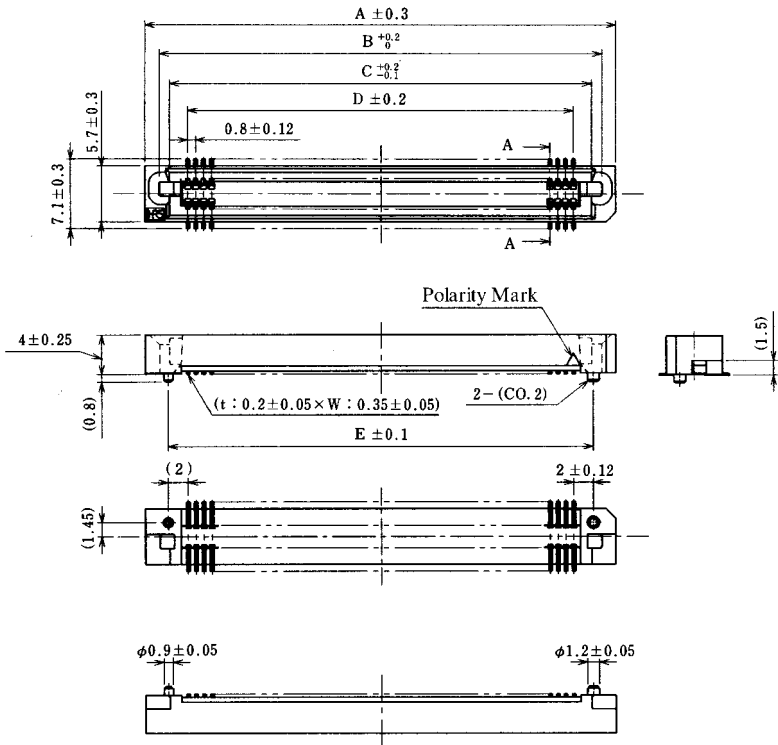
Part Number	CL No.	Number of Contacts	A	B	C	D	E	RoHS
FX6- 20P-0.8SV2(71)	576-0041-8-71	20	15.8	12.9	10.7	7.2	12.8	YES
FX6- 40P-0.8SV2(71)	576-0043-3-71	40	23.8	20.9	18.7	15.2	20.8	
FX6- 50P-0.8SV2(71)	576-0044-6-71	50	27.8	24.9	22.7	19.2	24.8	
FX6- 60P-0.8SV2(71)	576-0045-9-71	60	31.8	28.9	26.7	23.2	28.8	
FX6- 80P-0.8SV2(71)	576-0047-4-71	80	39.8	36.9	34.7	31.2	36.8	
FX6-100P-0.8SV2(71)	576-0048-7-71	100	47.8	44.9	42.7	39.2	44.8	

Note: Determine a quantity of the stick package product for delivery, multiplying the insertion pieces per contact number by an integer.
 Make sure that a quantity of the stick package product for delivery is determined per reel (1000 pieces).
 (Refer to the delivery form item on page A144 for details.)

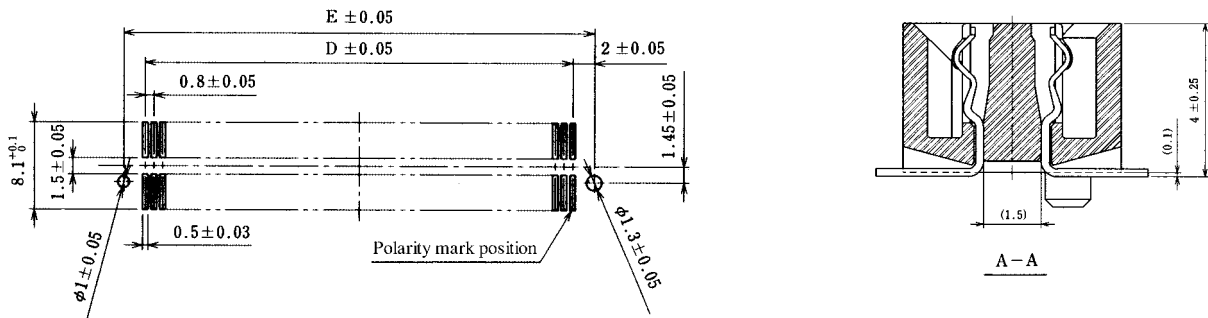
FX6 Series 0.8mm Pitch Stacking Height 5 to 9mm Connector

With Boss Type

■ Receptacle-Stacking Height: Standard type



◆ PCB mounting pattern



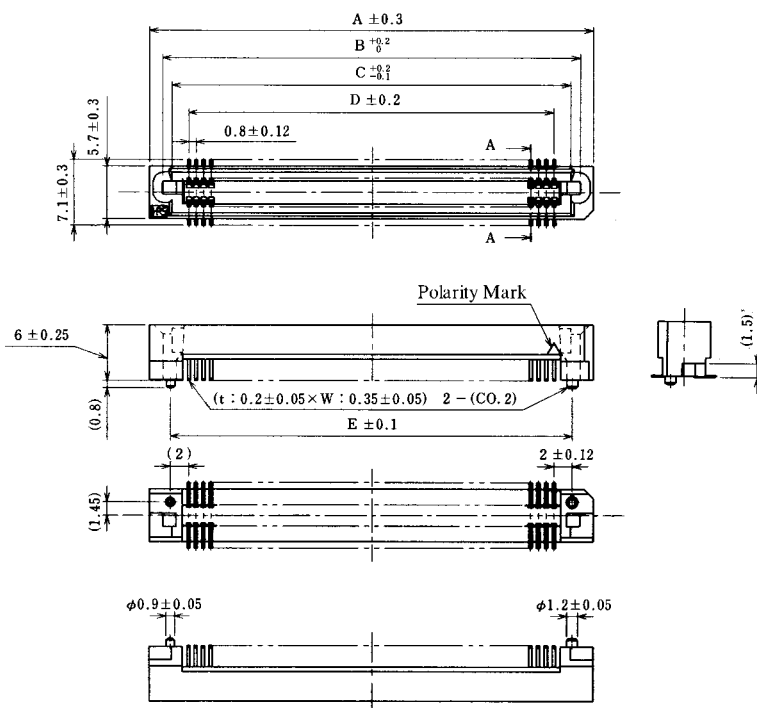
Unit: mm

Part Number	CL No.	Number of Contacts	A	B	C	D	E	RoHS
FX6- 20S-0.8SV(71)	576-0101-8-71	20	15.8	12.95	10.9	7.2	11.2	YES
FX6- 40S-0.8SV(71)	576-0103-3-71	40	23.8	20.95	18.9	15.2	19.2	
FX6- 50S-0.8SV(71)	576-0104-6-71	50	27.8	24.95	22.9	19.2	23.2	
FX6- 60S-0.8SV(71)	576-0105-9-71	60	31.8	28.95	26.9	23.2	27.2	
FX6- 80S-0.8SV(71)	576-0107-4-71	80	39.8	36.95	34.9	31.2	35.2	
FX6-100S-0.8SV(71)	576-0108-7-71	100	47.8	44.95	42.9	39.2	43.2	

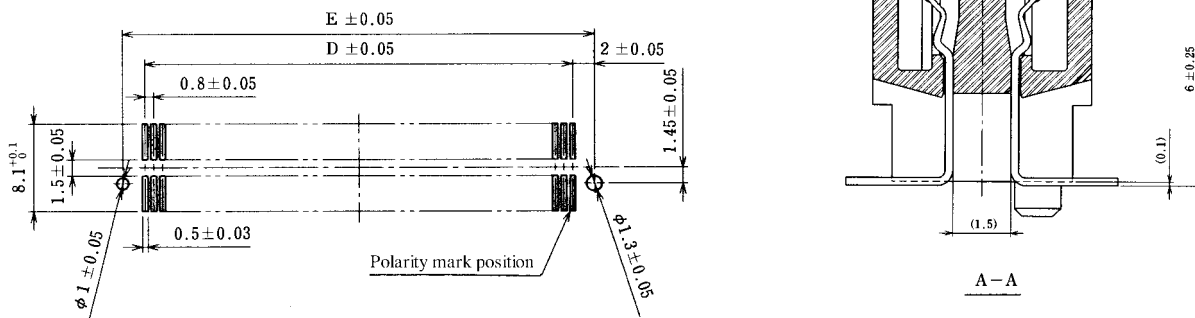
Note: Determine a quantity of the stick package product for delivery, multiplying the insertion pieces per contact number by an integer.
 Make sure that a quantity of the stick package product for delivery is determined per reel (1000 pieces).
 (Refer to the delivery form item on page A144 for details.)

With Boss Type

■ Receptacle-Stacking Height: Standard+2mm type



◆ PCB mounting pattern



Unit: mm

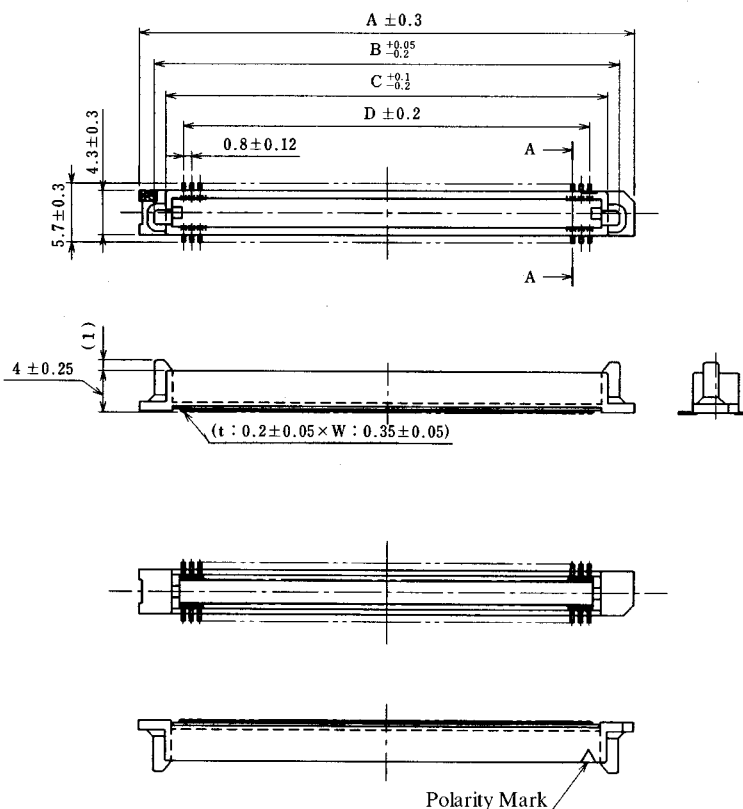
Part Number	CL No.	Number of Contacts	A	B	C	D	E	RoHS
FX6- 20S-0.8SV2(71)	576-0121-5-71	20	15.8	12.95	10.9	7.2	11.2	YES
FX6- 40S-0.8SV2(71)	576-0123-0-71	40	23.8	20.95	18.9	15.2	19.2	
FX6- 50S-0.8SV2(71)	576-0124-3-71	50	27.8	24.95	22.9	19.2	23.2	
FX6- 60S-0.8SV2(71)	576-0125-6-71	60	31.8	28.95	26.9	23.2	27.2	
FX6- 80S-0.8SV2(71)	576-0127-1-71	80	39.8	36.95	34.9	31.2	35.2	
FX6-100S-0.8SV2(71)	576-0128-4-71	100	47.8	44.95	42.9	39.2	43.2	

Note: Determine a quantity of the stick package product for delivery, multiplying the insertion pieces per contact number by an integer.
 Make sure that a quantity of the stick package product for delivery is determined per reel (1000 pieces).
 (Refer to the delivery form item on page A144 for details.)

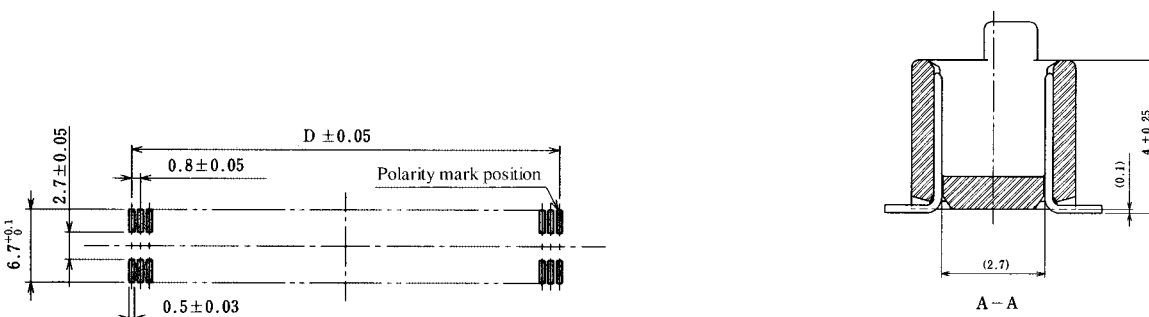
FX6 Series 0.8mm Pitch Stacking Height 5 to 9mm Connector

Without Boss Type

■ Header-Stacking Height: Standard type



◆ PCB mounting pattern



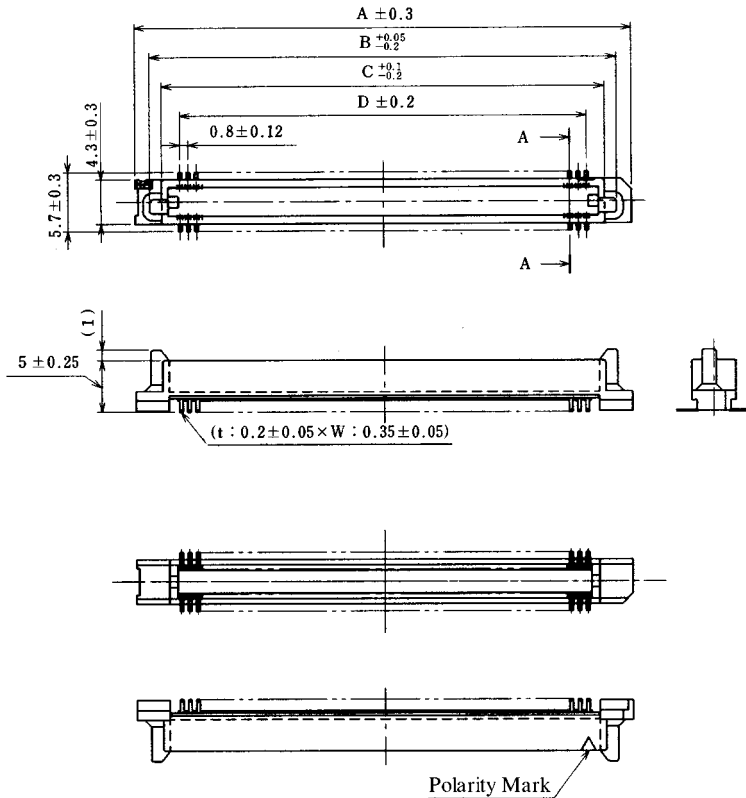
Unit: mm

Part Number	CL No.	Number of Contacts	A	B	C	D	RoHS
FX6A- 20P-0.8SV(71)	576-0201-2-71	20	15.8	12.9	10.7	7.2	YES
FX6A- 40P-0.8SV(71)	576-0203-8-71	40	23.8	20.9	18.7	15.2	
FX6A- 50P-0.8SV(71)	576-0204-0-71	50	27.8	24.9	22.7	19.2	
FX6A- 60P-0.8SV(71)	576-0205-3-71	60	31.8	28.9	26.7	23.2	
FX6A- 80P-0.8SV(71)	576-0207-9-71	80	39.8	36.9	34.7	31.2	
FX6A-100P-0.8SV(71)	576-0208-1-71	100	47.8	44.9	42.7	39.2	

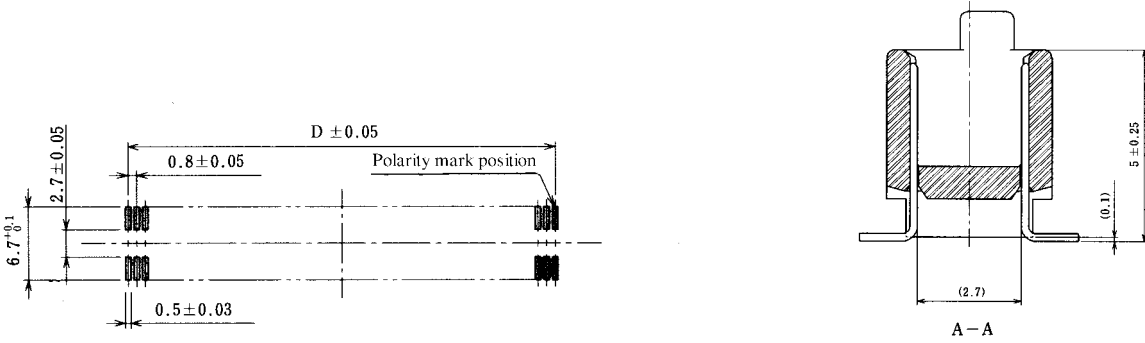
Note: Determine a quantity of the stick package product for delivery, multiplying the insertion pieces per contact number by an integer. Please make sure that a quantity of the stick package product for delivery is determined per reel (1000 pieces). (Refer to the delivery form item on page A144 for details.)

Without Boss Type

Header-Stacking Height: Standard+1 type



PCB mounting pattern



Unit: mm

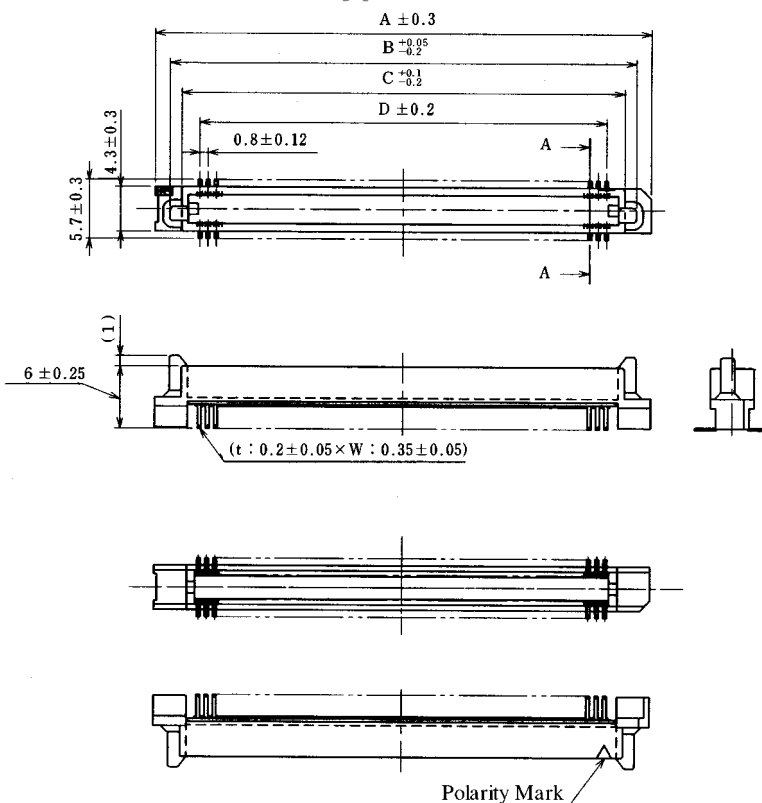
Part Number	CL No.	Number of Contacts	A	B	C	D	RoHS
FX6A- 20P-0.8SV1(71)	576-0221-0-71	20	15.8	12.9	10.7	7.2	YES
FX6A- 40P-0.8SV1(71)	576-0223-5-71	40	23.8	20.9	18.7	15.2	
FX6A- 50P-0.8SV1(71)	576-0224-8-71	50	27.8	24.9	22.7	19.2	
FX6A- 60P-0.8SV1(71)	576-0225-0-71	60	31.8	28.9	26.7	23.2	
FX6A- 80P-0.8SV1(71)	576-0227-6-71	80	39.8	36.9	34.7	31.2	
FX6A-100P-0.8SV1(71)	576-0228-9-71	100	47.8	44.9	42.7	39.2	

Note: Determine a quantity of the stick package product for delivery, multiplying the insertion pieces per contact number by an integer. Please make sure that a quantity of the stick package product for delivery is determined per reel (1000 pieces). (Refer to the delivery form item on page A144 for details.)

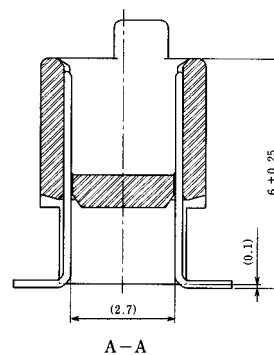

FX6 Series 0.8mm Pitch Stacking Height 5 to 9mm Connector

Without Boss Type

■ Receptacle-Stacking Height: Standard+2mm type



◆ PCB mounting pattern



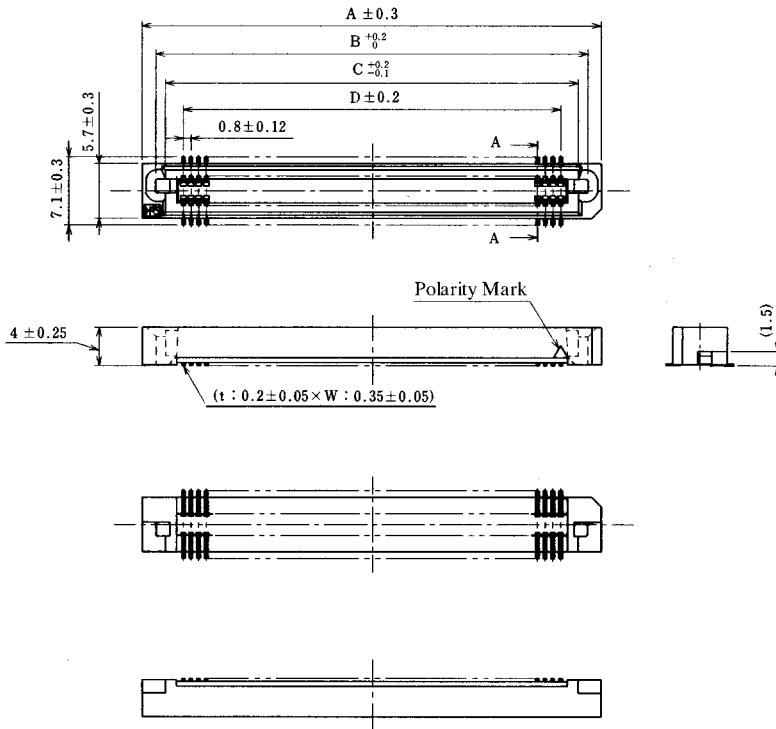
Unit: mm

Part Number	CL No.	Number of Contacts	A	B	C	D	RoHS
FX6A- 20P-0.8SV2(71)	576-0241-7-71	20	15.8	12.9	10.7	7.2	YES
FX6A- 40P-0.8SV2(71)	576-0243-2-71	40	23.8	20.9	18.7	15.2	
FX6A- 50P-0.8SV2(71)	576-0244-5-71	50	27.8	24.9	22.7	19.2	
FX6A- 60P-0.8SV2(71)	576-0245-8-71	60	31.8	28.9	26.7	23.2	
FX6A- 80P-0.8SV2(71)	576-0247-3-71	80	39.8	36.9	34.7	31.2	
FX6A-100P-0.8SV2(71)	576-0248-6-71	100	47.8	44.9	42.7	39.2	

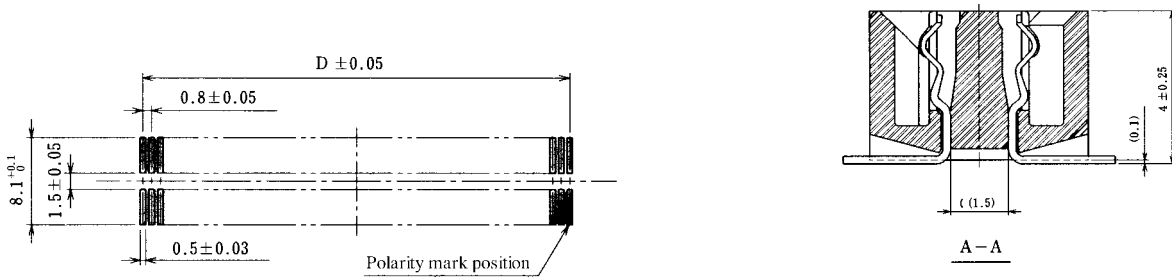
Note: Determine a quantity of the stick package product for delivery, multiplying the insertion pieces per contact number by an integer. Please make sure that a quantity of the stick package product for delivery is determined per reel (1000 pieces). (Refer to the delivery form item on page A144 for details.)

Without Boss Type

Receptacle-Stacking Height: Standard type



PCB mounting pattern



Unit: mm

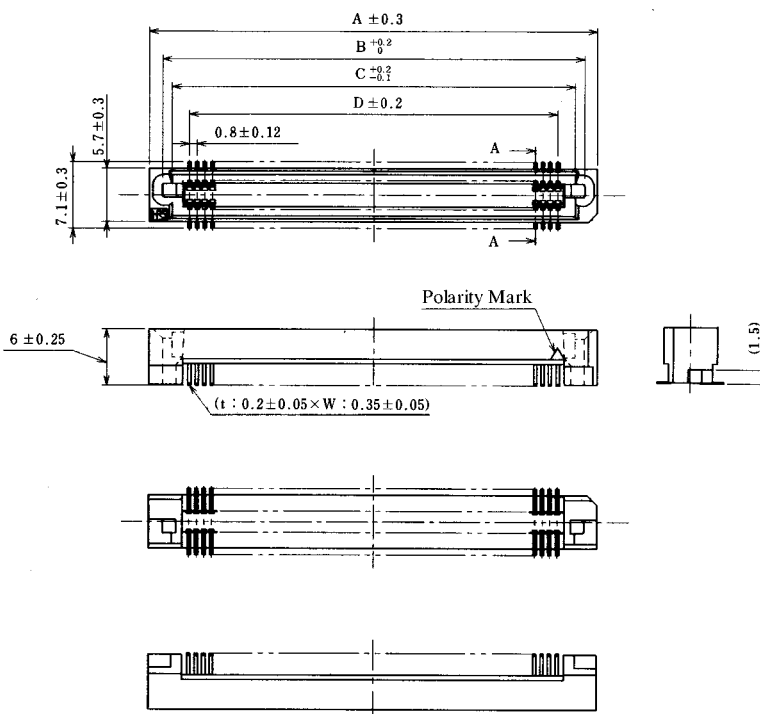
Part Number	CL No.	Number of Contacts	A	B	C	D	RoHS
FX6A- 20S-0.8SV(71)	576-0301-7-71	20	15.8	12.95	10.9	7.2	YES
FX6A- 40S-0.8SV(71)	576-0303-2-71	40	23.8	20.95	18.9	15.2	
FX6A- 50S-0.8SV(71)	576-0304-5-71	50	27.8	24.95	22.9	19.2	
FX6A- 60S-0.8SV(71)	576-0305-8-71	60	31.8	28.95	26.9	23.2	
FX6A- 80S-0.8SV(71)	576-0307-3-71	80	39.8	36.95	34.9	31.2	
FX6A-100S-0.8SV(71)	576-0308-6-71	100	47.8	44.95	42.9	39.2	

Note: Determine a quantity of the stick package product for delivery, multiplying the insertion pieces per contact number by an integer. Please make sure that a quantity of the stick package product for delivery is determined per reel (1000 pieces). (Refer to the delivery form item on page A144 for details.)

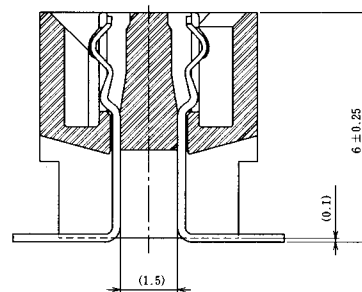
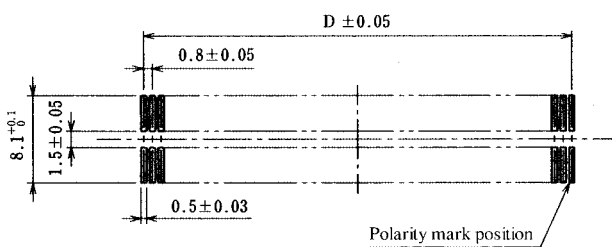
FX6 Series 0.8mm Pitch Stacking Height 3 to 9mm Connector

Without Boss Type

■ Receptacle-Stacking Height: Standard+2mm type



◆ PCB mounting pattern



Unit: mm

Part Number	CL No.	Number of Contacts	A	B	C	D	RoHS
FX6A- 20S-0.8SV2(71)	576-0321-4-71	20	15.8	12.95	10.9	7.2	YES
FX6A- 40S-0.8SV2(71)	576-0323-0-71	40	23.8	20.95	18.9	15.2	
FX6A- 50S-0.8SV2(71)	576-0324-2-71	50	27.8	24.95	22.9	19.2	
FX6A- 60S-0.8SV2(71)	576-0325-5-71	60	31.8	28.95	26.9	23.2	
FX6A- 80S-0.8SV2(71)	576-0327-0-71	80	39.8	36.95	34.9	31.2	
FX6A-100S-0.8SV2(71)	576-0328-3-71	100	47.8	44.95	42.9	39.2	

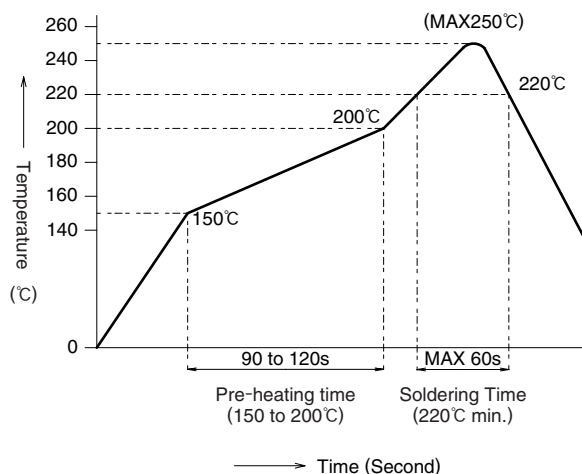
Note: Determine a quantity of the stick package product for delivery, multiplying the insertion pieces per contact number by an integer. Please make sure that a quantity of the stick package product for delivery is determined per reel (1000 pieces). (Refer to the delivery form item on page A144 for details.)

◆ Precautions

1. Tolerance Clearance on Mating Side

The effective contact length of the product is set to 1.7mm. Please use the products as to set the clearance within 1.0mm between the header and the receptacle in the mating process.

2. Mounting Temperature Profile (Reference)



HRS test conditions

Test board Glass epoxy 110mm×55mm×1.6mm thick

Solder method : Reflow

Solder composition : Paste,
96.5%Sn/3%Ag/0.5%Cu

Metal mask : 0.15mm thick

Reflow cycles : 2 cycles

The temperature profile is based on the above conditions.

In individual applications the actual temperature may vary, depending on solder paste type, volume/thickness and board size/thickness. Consult your solder paste and equipment manufacturer for specific recommendations.

3. Board to Board Size

The board to board size of the male/female connector shown in the application pattern doesn't include the solder paste thickness. Thus, after the connector is mounted on the board, consider that the board to board size will be widened in proportion to the solder paste thickness.