



Chipsmall Limited consists of a professional team with an average of over 10 year of expertise in the distribution of electronic components. Based in Hongkong, we have already established firm and mutual-benefit business relationships with customers from,Europe,America and south Asia,supplying obsolete and hard-to-find components to meet their specific needs.

With the principle of “Quality Parts,Customers Priority,Honest Operation,and Considerate Service”,our business mainly focus on the distribution of electronic components. Line cards we deal with include Microchip,ALPS,ROHM,Xilinx,Pulse,ON,Everlight and Freescale. Main products comprise IC,Modules,Potentiometer,IC Socket,Relay,Connector.Our parts cover such applications as commercial,industrial, and automotives areas.

We are looking forward to setting up business relationship with you and hope to provide you with the best service and solution. Let us make a better world for our industry!



Contact us

Tel: +86-755-8981 8866 Fax: +86-755-8427 6832

Email & Skype: info@chipsmall.com Web: www.chipsmall.com

Address: A1208, Overseas Decoration Building, #122 Zhenhua RD., Futian, Shenzhen, China




SPECIFICATION

Part No. : **FXR.06.A**

Product Name : Square Flexible Near-Field Communications Antenna

Features : 13.56 MHz Antenna
Flexible Low Profile Embedded
Dimensions: 47 mm x 47 mm
Thickness: 0.24 mm
Peel and stick 3M adhesive on back
RoHS Compliant





1. Introduction

The FXR.06.A is a square, flexible, NFC (Near Field Communications) antenna for use in mobile devices and other applications. The design provides a flexible NFC antenna that can be adhered to the plastic enclosure of the device for ease of installation.

With NFC antennas being commonly attached to the battery of mobile devices, they can be customized with a ferrite flux director to provide isolation from the battery or other components within the device. Using the antenna on a conductive surface without a ferrite layer will result in extremely short range or complete failure to communicate.

Customized antennas for specific applications for shape and for impedance match can also be provided for an NRE and subject to MOQ. Contact your regional Taoglas sales office for more information and support on our NFC antenna range.


2. Specifications

Flexible PCB Near-Field Communications Antenna		
Frequency	13.56	MHz
Inductance@ 13.56 MHz	5.2	μH

Mechanical	
Antenna Dimensions	Dimensions: 47 mm x 47 mm; Thickness: 0.24 mm
RoHS Compliant	Yes
Adhesive	3M 467
Weight	813.2mg

Environmental	
Operation Temperature	-40°C to 85°C
Storage Temperature	-40°C to 85°C
Humidity	Non-condensing 65°C 95% RH


Contact pads are gold plated copper. Base material is polyimide which can take heat from soldering for brief periods suitable for attaching wires. Additional wire length will affect read range and result in different performance than that detailed in this document.



3. Antenna Application

3.1. Test setup

A test fixture is used to measure the maximum interrogation distance. The FXR.06.A antenna is connected to different NFC evaluation boards and then placed on the fixed part of the fixture.



The test sample is placed on a thin sheet of plastic connected to the movable part of the fixture. Then the distance is carefully adjusted until the reader can no longer read the sample, thus the maximum interrogation distance is displayed in the ruler.


3.2. RFID tags used for test

A total of 10 RFID tags were used to measure the interrogation distances. The next picture shows type 1, type 2 and type 4 tags, respectively.



Type 1 tag is based on ISO/IEC 14443A standard and has 512 bytes of memory.
 Type 2 tag is based on ISO/IEC 14443A standard and has 192 bytes of memory.
 Type 4 is based on ISO / IEC 14443A 1-4 compliant and has 2K of memory.

The next picture shows the Tag-it HF-I RFID tags from Texas Instruments: RI-102-112, RI-I11-112, RI-I03-112, RI-I16-112, Button and RI-I17-112.



The Tag-it HF-I Plus Transponder Inlay family of Texas Instruments RFID is based on the ISO/IEC 15693 standard for contactless integrated circuit cards (vicinity cards) and ISO/IEC 18000-3 standard for item management.

3.3. Matching

The interrogation distances presented here were taken with the antenna connected directly to the evaluation boards with the default matching circuit. This is not necessarily the optimal matching circuit that could be designed for a particular antenna. We kept the default matching of each evaluation board to minimize the number of variables in testing and keep integration as simple as possible.

As with any matching network the exact circuit and values for an optimal network depend on the combination of antenna, NFC circuit, any intervening transmission line and the environment presented to the antenna. These factors are specific to the particular end product.

As a starting point, to achieve the read range results presented here, use the matching network detailed in the schematic of the evaluation board for your particular NFC chip and keep the antenna free of any obstruction. Once you can demonstrate successful reads you can then optimize performance as desired.

3.4. Test results

A total of 11 sample devices were used to measure the interrogation distances. The results are in the next tables:

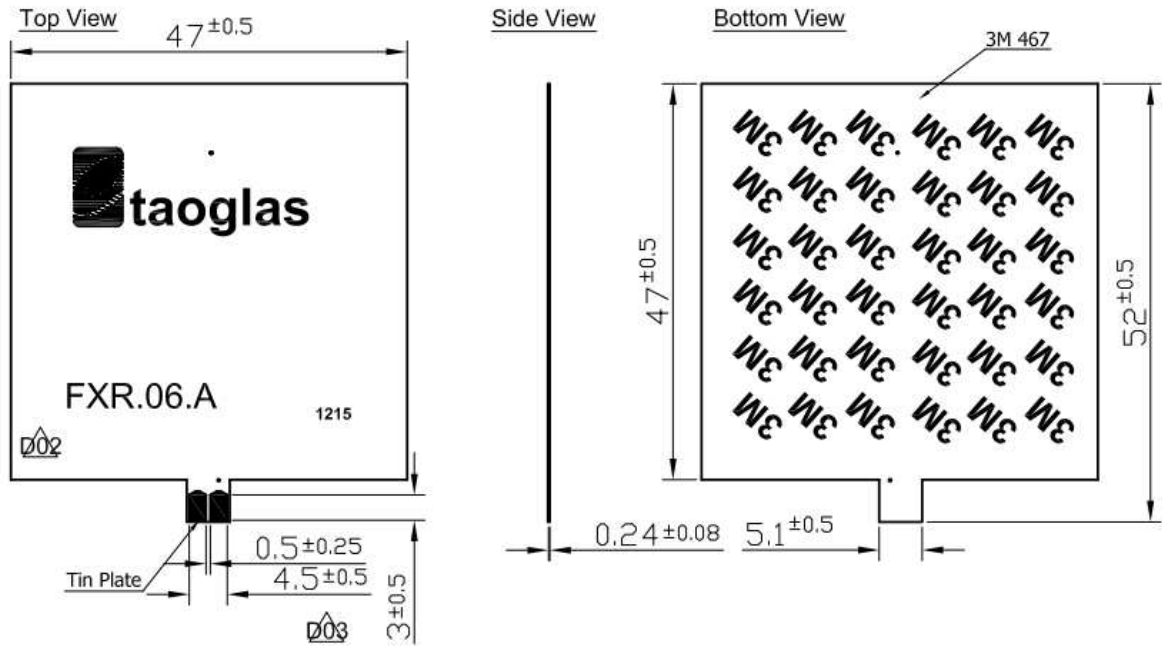
- Using Texas Instruments TRF7970AEVM:

Device	Dimensions (mm.)	Interrogation Distance (mm.)
Mifare Ultralight C	80 x 50	5
Topaz512 (Type 1)	43 x 43	27
NTAG203 (Type 2)	Φ 42	28
Mifare DESFire (Type 4)	80 x 50	21
Tag-it HFI Plus RI-I11-112	45 x 45	39
Tag-it HFI Plus RI-I02-112	76 x 48	30
Tag-it HFI Plus RI-I03-112	38 x 22.5	33
Tag-it HFI Plus RI-I16-112	Φ 24.2	25
Button type	Φ 22	--
Tag-it HFI Plus RI-I17-112	Φ 32.5	29
LG G2 cell phone	--	26

- Using NXP MFEV700:

Device	Dimensions (mm.)	Interrogation Distance (mm.)
Mifare Ultralight C	80 x 50	8
Mifare DESFire (Type 4)	80 x 50	19
LG G2 cell phone	--	22

4. Mechanical Drawing

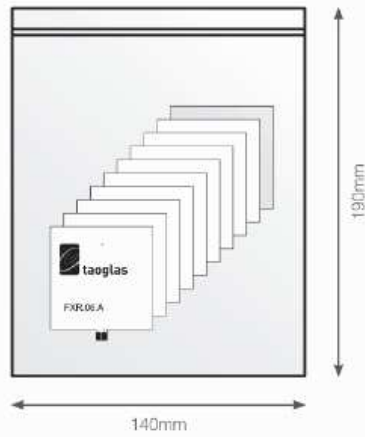


5. Packaging

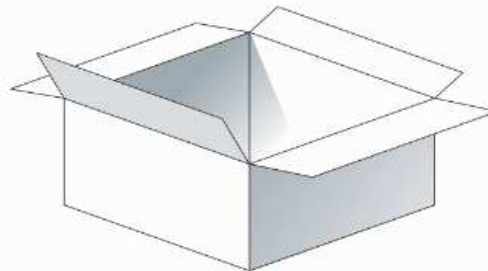
FXR.06.A

Packaging Specifications

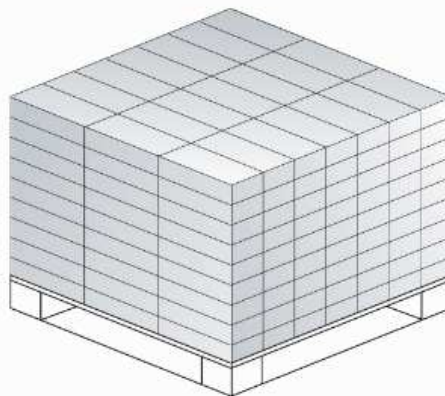
100pcs FXR.06.A per PE Bag
 Bag Dimensions - 190*140mm
 Weight - 81g



Carton Qty - 3,000
 Carton - 310*160*170mm
 Weight - 2.6Kg



Pallet Dimensions 1100*1100mm
 162 Cartons per Pallet
 18 Cartons per layer
 9 Layers





Taoglas makes no warranties based on the accuracy or completeness of the contents of this document and reserves the right to make changes to specifications and product descriptions at any time without notice. Taoglas reserves all rights to this document and the information contained herein.

Reproduction, use or disclosure to third parties without express permission is strictly prohibited.

Copyright © Taoglas Ltd.