



Chipsmall Limited consists of a professional team with an average of over 10 year of expertise in the distribution of electronic components. Based in Hongkong, we have already established firm and mutual-benefit business relationships with customers from,Europe,America and south Asia,supplying obsolete and hard-to-find components to meet their specific needs.

With the principle of “Quality Parts,Customers Priority,Honest Operation,and Considerate Service”,our business mainly focus on the distribution of electronic components. Line cards we deal with include Microchip,ALPS,ROHM,Xilinx,Pulse,ON,Everlight and Freescale. Main products comprise IC,Modules,Potentiometer,IC Socket,Relay,Connector.Our parts cover such applications as commercial,industrial, and automotives areas.

We are looking forward to setting up business relationship with you and hope to provide you with the best service and solution. Let us make a better world for our industry!



Contact us

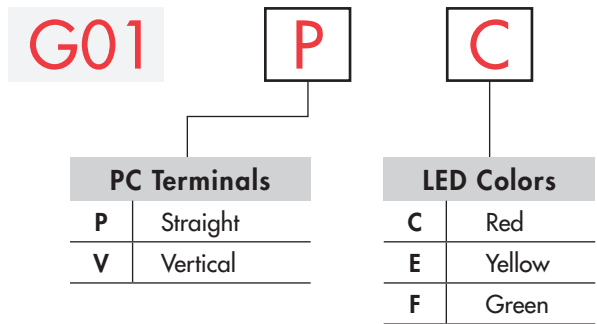
Tel: +86-755-8981 8866 Fax: +86-755-8427 6832

Email & Skype: info@chipsmall.com Web: www.chipsmall.com

Address: A1208, Overseas Decoration Building, #122 Zhenhua RD., Futian, Shenzhen, China



TYPICAL INDICATOR ORDERING EXAMPLE



DESCRIPTION FOR TYPICAL ORDERING EXAMPLE

G01PC



Straight PC Terminals

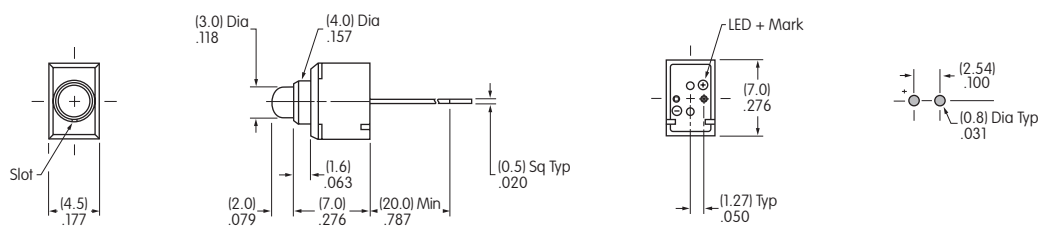
LED COLORS & SPECIFICATIONS

		C	E	F
LED is colored in OFF state	Color	Red	Yellow	Green
Maximum Forward Current	I_{FM}	30mA	30mA	25mA
Typical Forward Current	I_F	20mA	20mA	20mA
Forward Voltage	V_F	2.0V	2.1V	2.25V
Maximum Reverse Voltage	V_{RM}	5V	5V	5V
Current Reduction Rate Above 25°C	ΔI_F	0.40mA/°C	0.40mA/°C	0.33mA/°C
Ambient Temperature Range		-25°C ~ +85°C		

Electrical specifications are determined at a basic temperature of 25°C.

If the source voltage is greater than the LED's rated voltage, a ballast resistor must be connected in series with the LED. That ballast resistor value can be calculated by using the formula shown in the Supplement section.

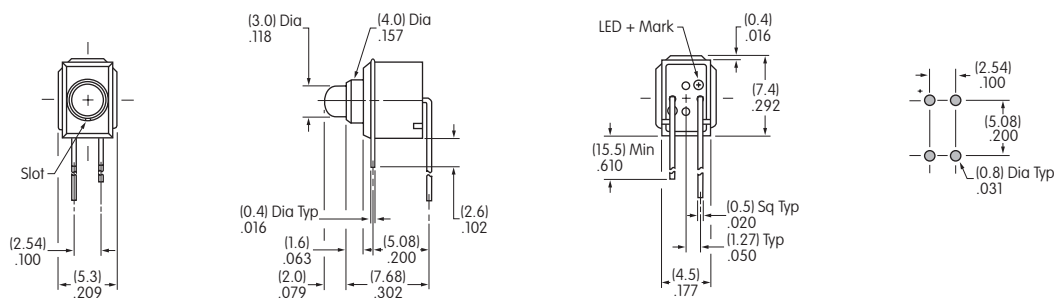
TYPICAL INDICATOR DIMENSIONS



Straight PC



G01PC



Vertical PC



G01VC

These indicators have anode and cathode terminals along with 2 support pins.