



Chipsmall Limited consists of a professional team with an average of over 10 year of expertise in the distribution of electronic components. Based in Hongkong, we have already established firm and mutual-benefit business relationships with customers from,Europe,America and south Asia,supplying obsolete and hard-to-find components to meet their specific needs.

With the principle of “Quality Parts,Customers Priority,Honest Operation,and Considerate Service”,our business mainly focus on the distribution of electronic components. Line cards we deal with include Microchip,ALPS,ROHM,Xilinx,Pulse,ON,Everlight and Freescale. Main products comprise IC,Modules,Potentiometer,IC Socket,Relay,Connector.Our parts cover such applications as commercial,industrial, and automotives areas.

We are looking forward to setting up business relationship with you and hope to provide you with the best service and solution. Let us make a better world for our industry!



## Contact us

Tel: +86-755-8981 8866 Fax: +86-755-8427 6832

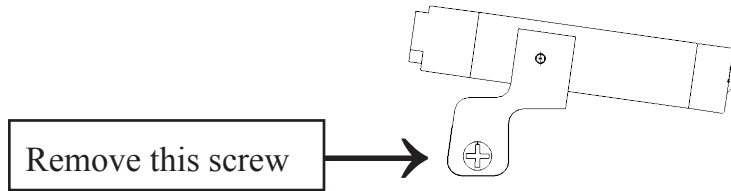
Email & Skype: info@chipsmall.com Web: www.chipsmall.com

Address: A1208, Overseas Decoration Building, #122 Zhenhua RD., Futian, Shenzhen, China

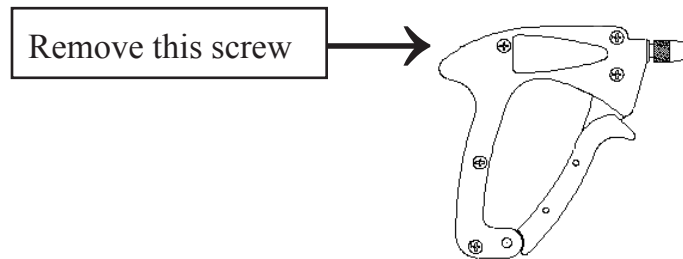


## INSTRUCTION SHEET FOR G100-FL/FLA

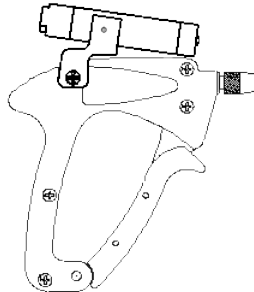
Remove the 5-40x3/4" long screw from the G100-FL/FLA assembly and set aside. This screw will be used to mount the flashlight assembly on the wire wrapping gun (See sketch below).



Remove the screw from the wire wrapping gun. This screw is no longer required (See sketch below).



Place the G100-FL/FLA assembly on the wire wrapping gun as shown and insert the set screw and tighten. Do not over tighten.



To turn flashlight on simply rotate the knob on the back of the flashlight Clockwise. To turn off the flashlight rotate the knob counterclockwise. Designed to be used with either 3" or 5" bits & sleeves. No adjustments necessary. Uses 1 AAA battery. To replace battery unscrew counterclockwise and remove knob, install new battery and replace knob.

| Kit No.  | For Use With  |
|----------|---|
| G100-FL  | G100/R3278, G100/R3278INS, WG-350, WG-350INS            |
| G100-FLA | Universal - For use with most manual wire wrapping guns |

## MANUAL WIRE WRAPPING TOOLS



G100/R3278INS Insulated



G200/R3278 Lexan™



G100/R3278 Aluminum

For precise reliable wraps, choose the tool you want. We offer durability with our rugged aluminum tool, G100/R3278, added protection with our insulated version, G100/R3278INS, providing 1000V of dielectric strength across most of the housing, and the same reliability, light weight plus a lower cost with our Lexan® model, G200/R3278. These tools accommodate wire sizes from 18 AWG (1.00 mm) thru 32 AWG (0.20mm).

 **JONARD TOOLS®**

134 Marbledale Road • Tuckahoe, NY 10707

Tel: 914-793-0700 • Fax: 914-793-4527

E-mail: [sales@jonard.com](mailto:sales@jonard.com)

[www.jonard.com](http://www.jonard.com)