



Chipsmall Limited consists of a professional team with an average of over 10 year of expertise in the distribution of electronic components. Based in Hongkong, we have already established firm and mutual-benefit business relationships with customers from,Europe,America and south Asia,supplying obsolete and hard-to-find components to meet their specific needs.

With the principle of "Quality Parts,Customers Priority,Honest Operation,and Considerate Service",our business mainly focus on the distribution of electronic components. Line cards we deal with include Microchip,ALPS,ROHM,Xilinx,Pulse,ON,Everlight and Freescale. Main products comprise IC,Modules,Potentiometer,IC Socket,Relay,Connector.Our parts cover such applications as commercial,industrial, and automotives areas.

We are looking forward to setting up business relationship with you and hope to provide you with the best service and solution. Let us make a better world for our industry!



Contact us

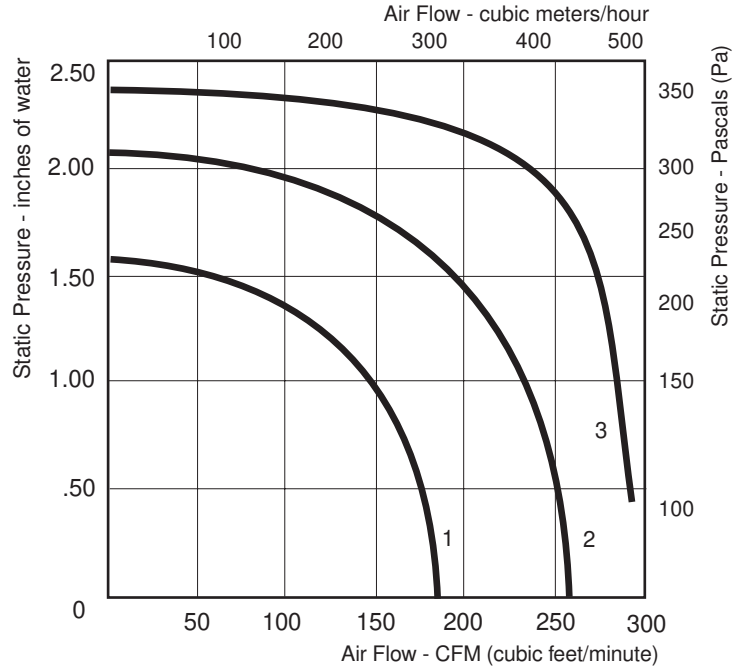

Tel: +86-755-8981 8866 Fax: +86-755-8427 6832

Email & Skype: info@chipsmall.com Web: www.chipsmall.com

Address: A1208, Overseas Decoration Building, #122 Zhenhua RD., Futian, Shenzhen, China



180 to 318 CFM, 115 & 230 Volt AC Single Inlet Centrifugal Blowers

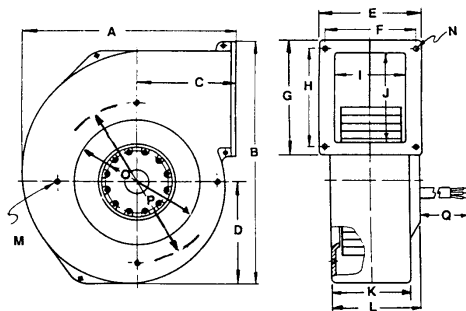


Curve Number	PART NUMBER	Volts	Hertz	Watts	Flange	Rotation**	CFM @ 0"	dBA	Temp. Max °C	Wgt. (lbs.)	Wiring Dgm#	Capacitor (µf)
1	G2E140-AL30-48	115	60	130	Yes	R	180*	60	40	7.0	A	10
1	G2E140-AL40-48	230	50/60	145	Yes	R	180*	60	40	7.0	A	2
2	G2E140-AC13-42	115	60	200	Yes	R	251	67	40	7.5	A	16
2	G2E140-AC05-42	230	60	210	Yes	R	251	67	40	7.5	A	4
3	G2E146-BF05-29*	115	60	295	Yes	R	318*	69	40	8.5	A	20
3	G2E146-BF01-35*	230	60	330	Yes	R	318*	69	40	8.5	A	5

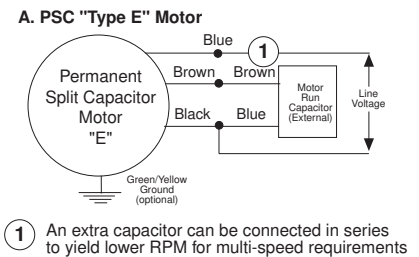
* Not to be run wide open - refer to performance curve.

**Rotation as viewed from side opposite the lead exit: R = clockwise; L = counter-clockwise

Dimensions



Wiring Diagram



Type	Notes	Dimensions inches & (millimeters)																
		A	B	C	D	E	F	G	H	I	J	K	L	M*	N	O	P	Q
G2E140-AL	2	8.90 (226)	10.28 (261)	4.06 (103)	4.21 (107)	5.12 (130)	4.53 (115)	4.72 (120)	4.13 (105)	3.70 (94)	3.62 (92)	3.94 (100)	3.94 (100)	M4	.25 (6.6)	4.65 (118)	6.22 (158)	17.72 (450)
G2E140-AC	2	8.90 (226)	10.28 (261)	4.06 (103)	4.21 (107)	5.12 (130)	4.53 (115)	4.72 (120)	4.13 (105)	3.70 (94)	3.62 (92)	3.94 (100)	3.94 (100)	M4	.25 (6.6)	4.65 (118)	6.22 (158)	17.72 (450)
G2E146-BF	2	8.90 (226)	10.28 (261)	4.06 (103)	4.21 (107)	5.12 (130)	4.53 (115)	4.72 (120)	4.13 (105)	3.70 (94)	3.62 (92)	3.94 (100)	4.09 (104)	M4	.25 (6.3)	4.94 (126)	6.22 (158)	17.72 (450)

NOTE 2: Sheet metal housing available on special order, standard housing cast aluminum * Tapped hole in aluminum housing