



Chipsmall Limited consists of a professional team with an average of over 10 year of expertise in the distribution of electronic components. Based in Hongkong, we have already established firm and mutual-benefit business relationships with customers from,Europe,America and south Asia,supplying obsolete and hard-to-find components to meet their specific needs.

With the principle of “Quality Parts,Customers Priority,Honest Operation,and Considerate Service”,our business mainly focus on the distribution of electronic components. Line cards we deal with include Microchip,ALPS,ROHM,Xilinx,Pulse,ON,Everlight and Freescale. Main products comprise IC,Modules,Potentiometer,IC Socket,Relay,Connector.Our parts cover such applications as commercial,industrial, and automotives areas.

We are looking forward to setting up business relationship with you and hope to provide you with the best service and solution. Let us make a better world for our industry!



## Contact us

Tel: +86-755-8981 8866 Fax: +86-755-8427 6832

Email & Skype: info@chipsmall.com Web: www.chipsmall.com

Address: A1208, Overseas Decoration Building, #122 Zhenhua RD., Futian, Shenzhen, China



# MOS FET Relays


# G3VM-355C/CR/F/FR

**MOS FET Relay with Both SPST-NO and SPST-NC Contacts Incorporated in a Single DIP Package. General-purpose Models Added.**

- SPST-NO/SPST-NC models included in the 350-V load series.
- Continuous load current of 120 mA.
- Dielectric strength of 2,500 Vrms between I/O.
- General-purpose models (high ON resistance) added.
- RoHS Compliant.

### Application Examples

- Measurement devices
- Security systems
- Amusement machines



**Note:** The actual product is marked differently from the image shown here.


### List of Models

Contact form	Terminals	Load voltage (peak value)	Model	Number per stick	Number per tape	
SPST-NO/ SPST-NC	PCB terminals	350 VAC	G3VM-355CR	50	---	
			G3VM-355C			
			G3VM-355FR			
			G3VM-355F			
	Surface-mounting terminals		G3VM-355FR(TR)	---		1,500
			G3VM-355F(TR)			

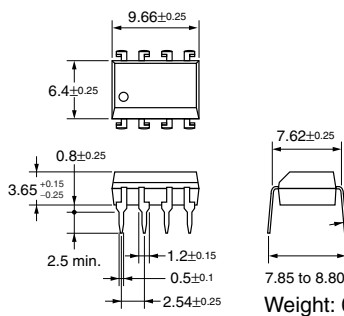
### Dimensions

**Note:** All units are in millimeters unless otherwise indicated.

#### G3VM-355C/CR

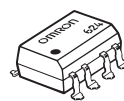


**Note:** The actual product is marked differently from the image shown here.

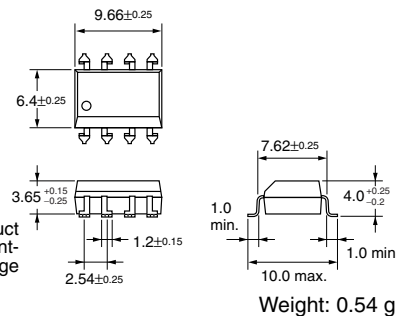


Weight: 0.54 g

#### G3VM-355F/FR



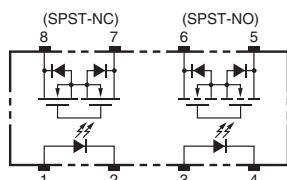
**Note:** The actual product is marked differently from the image shown here.



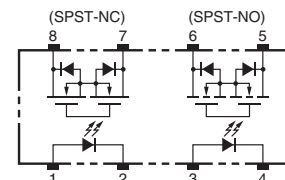
Weight: 0.54 g

### Terminal Arrangement/Internal Connections (Top View)

#### G3VM-355C/CR

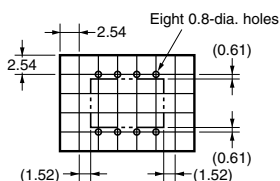


#### G3VM-355F/FR



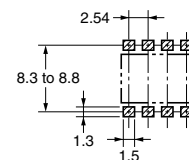
### PCB Dimensions (Bottom View)

#### G3VM-355C/CR



### Actual Mounting Pad Dimensions (Recommended Value, Top View)

#### G3VM-355F/FR



■ Absolute Maximum Ratings (Ta = 25°C)

Item	Symbol	Rating	Unit	Measurement conditions	
Input	LED forward current	$I_F$	50	mA	
	Repetitive peak LED forward current	$I_{FP}$	1	A	100 $\mu$ s pulses, 100 pps
	LED forward current reduction rate	$\Delta I_F/^\circ\text{C}$	-0.5	mA/°C	Ta $\geq$ 25°C
	LED reverse voltage	$V_R$	5	V	
	Connection temperature	$T_j$	125	°C	
Output	Load voltage (AC peak/DC)	$V_{OFF}$	350	V	
	Continuous load current (AC peak/DC)	$I_O$	120 (100)	mA	
	ON current reduction rate	$\Delta I_{ON}/^\circ\text{C}$	-1.2 (-1)	mA/°C	Ta $\geq$ 25°C
	Connection temperature	$T_j$	125	°C	
Dielectric strength between input and output (See note 1.)	$V_{I-O}$	2,500	$V_{rms}$	AC for 1 min	
Operating temperature	$T_a$	-40 to +85	°C	With no icing or condensation	
Storage temperature	$T_{stg}$	-55 to +125	°C	With no icing or condensation	
Soldering temperature (10 s)	---	260	°C	10 s	

Note: 1. The dielectric strength between the input and output was checked by applying voltage between all pins as a group on the LED side and all pins as a group on the light-receiving side.

Values in parentheses are for the G3VM-355C/F

■ Electrical Characteristics (Ta = 25°C)

Item	Symbol	Minimum	Typical	Maximum	Unit	Measurement conditions	
Input	LED forward voltage	$V_F$	1.0	1.15	1.3	V	$I_F = 10$ mA
	Reverse current	$I_R$	---	---	10	$\mu$ A	$V_R = 5$ V
	Capacity between terminals	$C_T$	---	30	---	pF	$V = 0$ , $f = 1$ MHz
	Trigger LED forward current	$I_{FT}$	---	1	3	mA	SPST-NO: $I_O = 120$ mA (100 mA) SPST-NC: $I_{OFF} = 10$ $\mu$ A
Output	Maximum resistance with output ON	$R_{ON}$	---	15 (40)	25 (50)	$\Omega$	SPST-NO: $I_F = 5$ mA, $I_O = 120$ mA (100 mA) SPST-NC: $I_F = 0$ mA, $I_O = 120$ mA (100 mA)
				0.0015 NO (0.006)	1.0	$\mu$ A	$V_{OFF} = 350$ V
	Current leakage when the relay is open	$I_{LEAK}$	---	0.0105 NC (0.003)	---	---	---
Capacity between terminals	$C_{OFF}$	---	65 (30)	---	pF	$V = 0$ , $f = 1$ MHz (NO) $V = 0$ , $f = 1$ MHz, $I_F = 5$ mA (NC)	
Capacity between I/O terminals	$C_{I-O}$	---	0.8	---	pF	$f = 1$ MHz, $V_s = 0$ V	
Insulation resistance	$R_{I-O}$	1,000	---	---	M $\Omega$	$V_{I-O} = 500$ VDC, $R_{oh} \leq 60\%$	
Turn-ON time	SPST-NO	$t_{ON}$	---	0.18 (0.3)	1.0 (1.0)	ms	$I_F = 5$ mA, $R_L = 200$ $\Omega$ , $V_{DD} = 20$ V (See note 2.)
	SPST-NC	$t_{ON}$	---	0.15 (0.25)	1.0 (1.0)	ms	
Turn-OFF time	SPST-NO	$t_{OFF}$	---	0.11 (0.15)	1.0 (1.0)	ms	
	SPST-NC	$t_{OFF}$	---	0.7 (0.5)	3.0 (1.0)	ms	

Values in parentheses are for the G3VM-355C/F

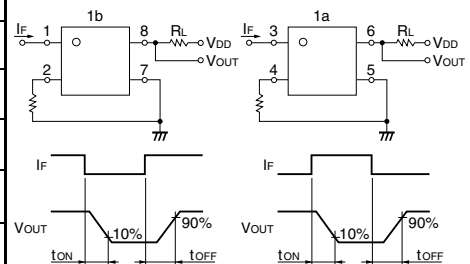
■ Recommended Operating Conditions

Use the G3VM under the following conditions so that the Relay will operate properly.

Item	Symbol	Minimum	Typical	Maximum	Unit
Load voltage (AC peak/DC)	$V_{DD}$	---	---	280	V
Operating LED forward current	$I_F$	5	---	25	mA
Continuous load current (AC peak/DC)	$I_O$	---	---	120 (100)	mA
Operating temperature	$T_a$	-20	---	65	°C

Values in parentheses are for the G3VM-355C/F

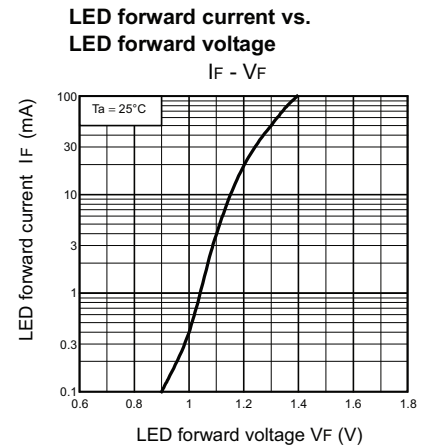
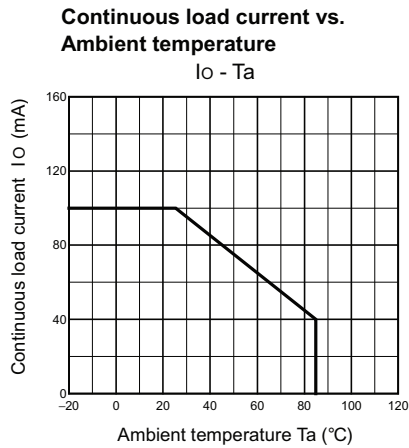
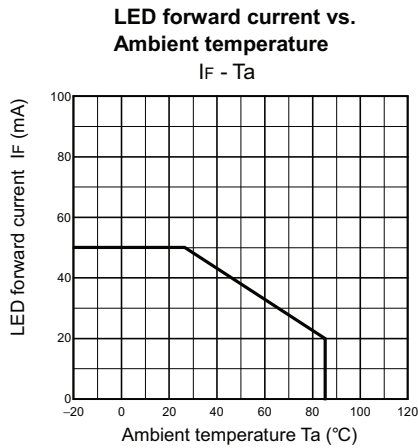
Note: 2. Turn-ON and Turn-OFF Times



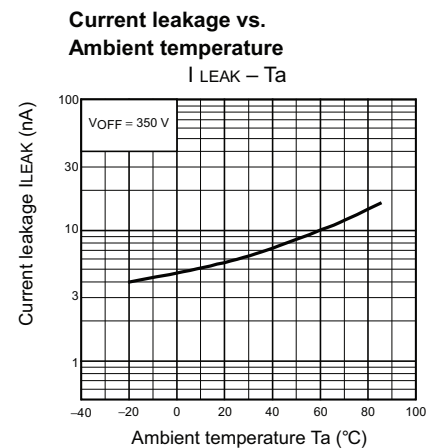
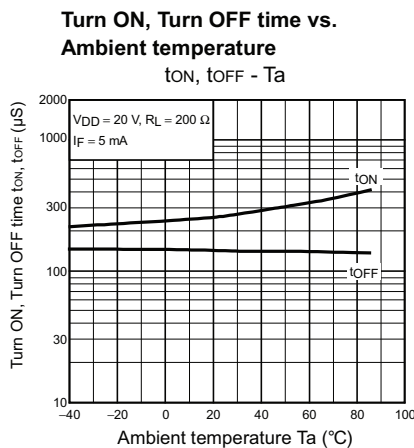
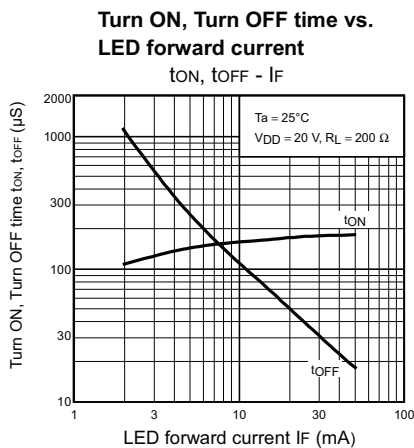
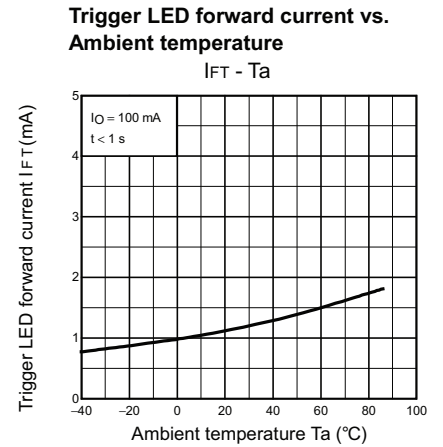
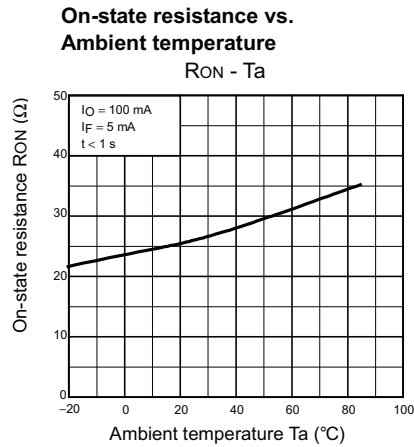
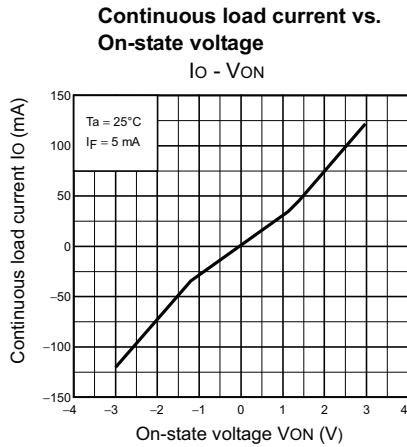
■ Engineering Data

G3VM-355C/F

Common Characteristics; SPST-NO / SPST-NC

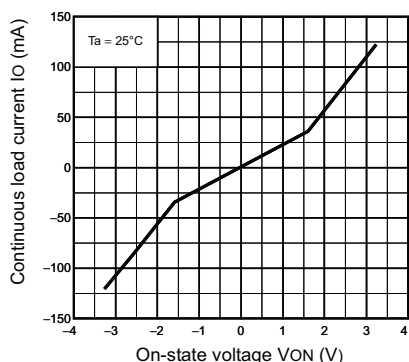


Characteristics; SPST-NO

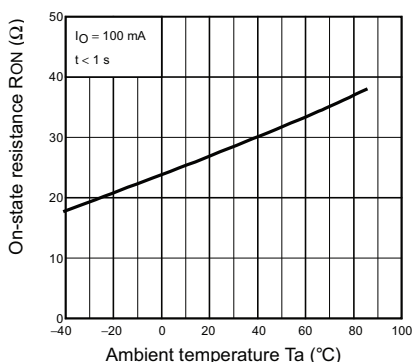


■ Engineering Data  
**G3VM-355C/F (continued)**  
 Characteristics; SPST-NC

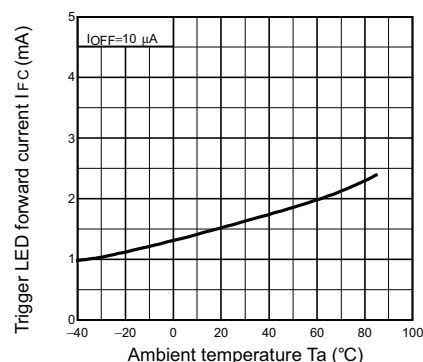
**Continuous load current vs. On-state voltage**  
 $I_O - V_{ON}$



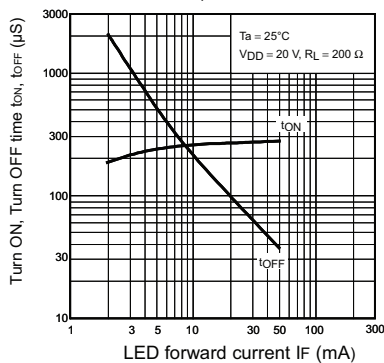
**On-state resistance vs. Ambient temperature**  
 $R_{ON} - T_a$



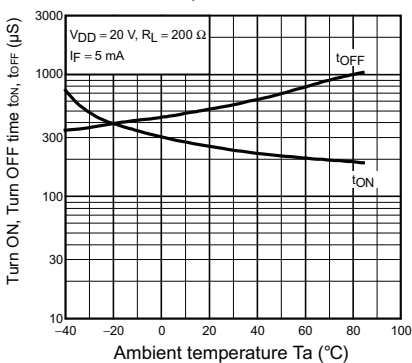
**Trigger LED forward current vs. Ambient temperature**  
 $I_{FC} - T_a$



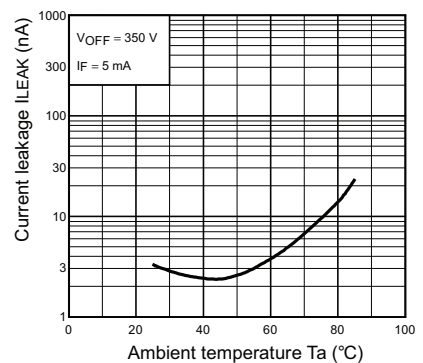
**Turn ON, Turn OFF time vs. LED forward current**  
 $t_{ON}, t_{OFF} - I_F$



**Turn ON, Turn OFF time vs. Ambient temperature**  
 $t_{ON}, t_{OFF} - T_a$



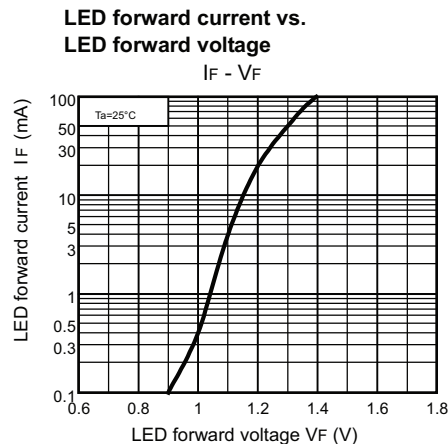
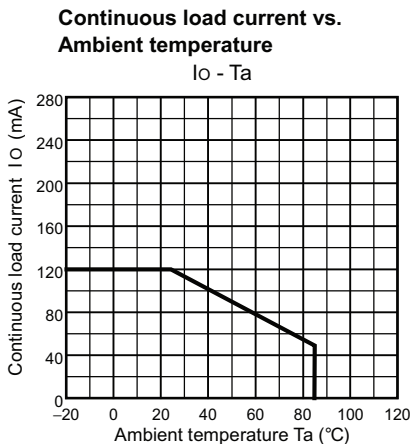
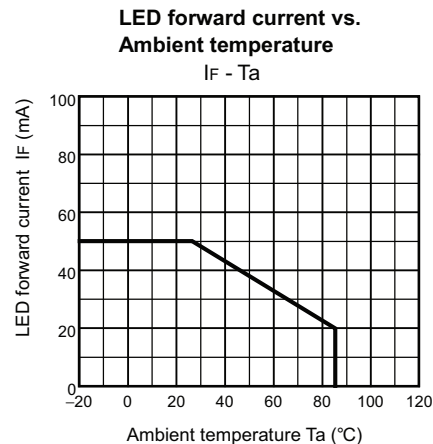
**Current leakage vs. Ambient temperature**  
 $I_{LEAK} - T_a$



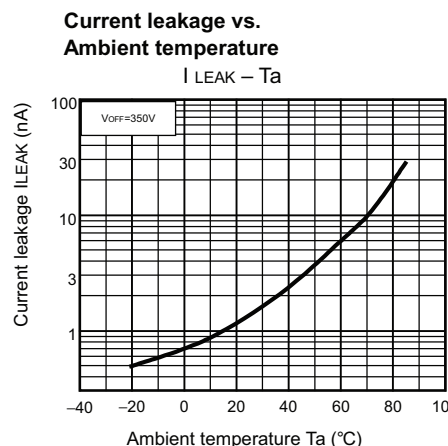
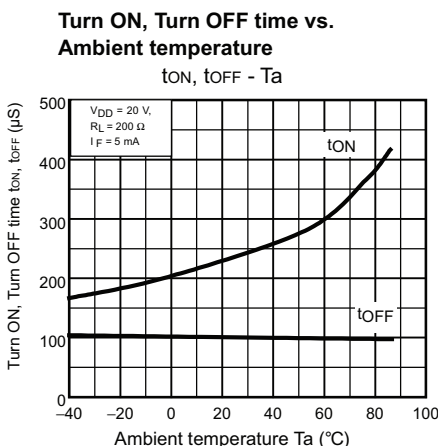
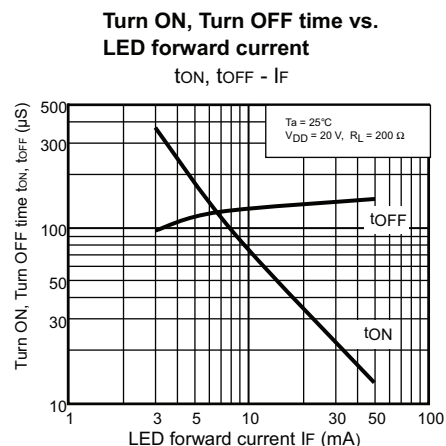
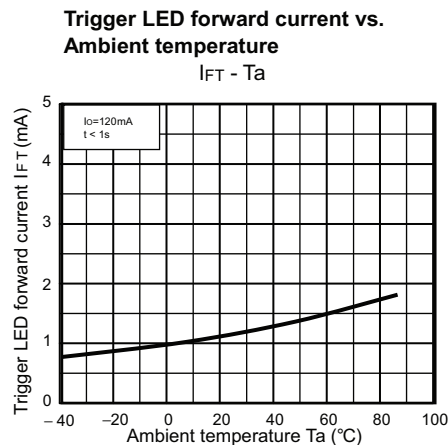
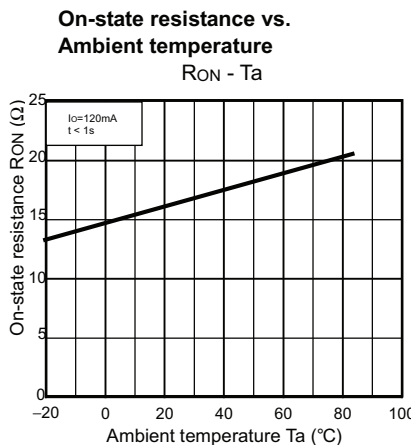
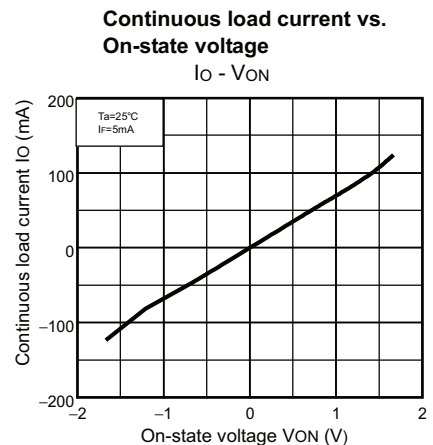
■ Engineering Data

G3VM-355CR/FR

Common Characteristics; SPST-NO / SPST-NC

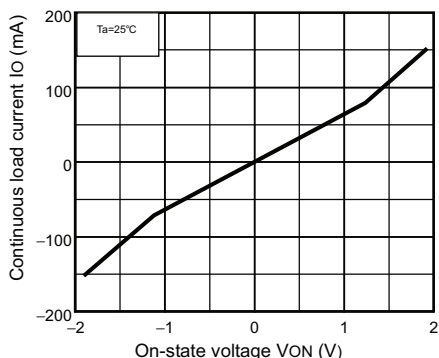


Characteristics; SPST-NO

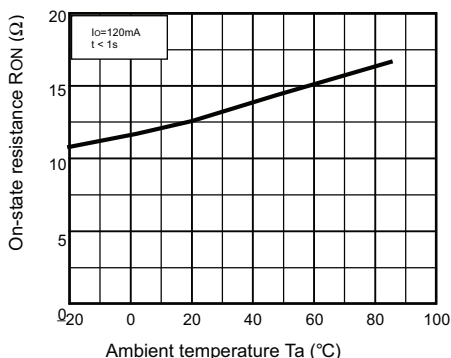


■ Engineering Data  
**G3VM-355CR/FR (continued)**  
 Characteristics; SPST-NC

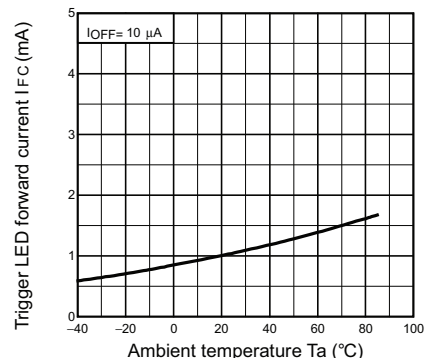
**Continuous load current vs. On-state voltage**  
 $I_O - V_{ON}$



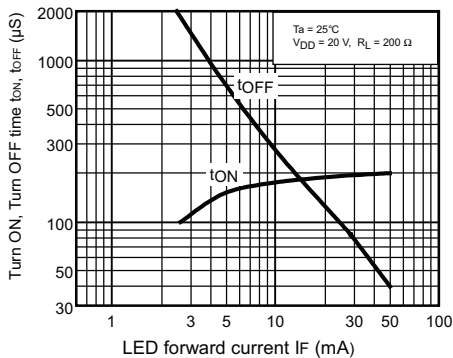
**On-state resistance vs. Ambient temperature**  
 $R_{ON} - T_a$



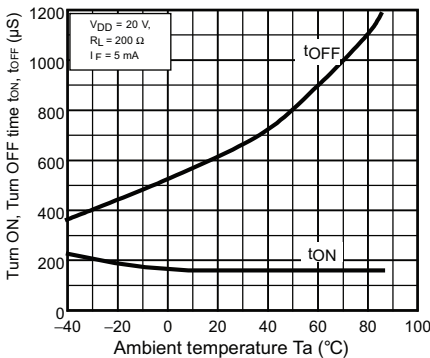
**Trigger LED forward current vs. Ambient temperature**  
 $I_{FC} - T_a$



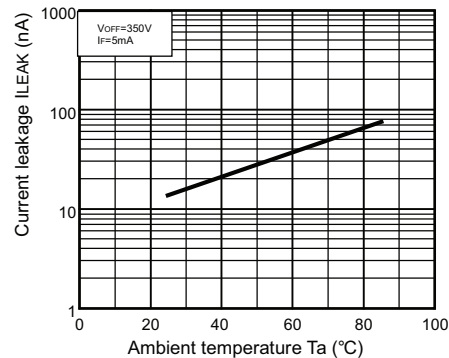
**Turn ON, Turn OFF time vs. LED forward current**  
 $t_{ON}, t_{OFF} - I_F$




**Turn ON, Turn OFF time vs. Ambient temperature**  
 $t_{ON}, t_{OFF} - T_a$



**Current leakage vs. Ambient temperature**  
 $I_{LEAK} - T_a$







All sales are subject to Omron Electronic Components LLC standard terms and conditions of sale, which can be found at [http://www.components.omron.com/components/web/webfiles.nsf/sales\\_terms.html](http://www.components.omron.com/components/web/webfiles.nsf/sales_terms.html)

**ALL DIMENSIONS SHOWN ARE IN MILLIMETERS.**  
To convert millimeters into inches, multiply by 0.03937. To convert grams into ounces, multiply by 0.03527.

---

**OMRON**<sup>®</sup>

**OMRON ELECTRONIC  
COMPONENTS LLC**

55 E. Commerce Drive, Suite B  
Schaumburg, IL 60173

**847-882-2288**

**OMRON ON-LINE**

Global - <http://www.omron.com>

USA - <http://www.components.omron.com>

Cat. No. X302-E-1

12/10

Specifications subject to change without notice

Printed in USA