



Chipsmall Limited consists of a professional team with an average of over 10 year of expertise in the distribution of electronic components. Based in Hongkong, we have already established firm and mutual-benefit business relationships with customers from,Europe,America and south Asia,supplying obsolete and hard-to-find components to meet their specific needs.

With the principle of “Quality Parts,Customers Priority,Honest Operation,and Considerate Service”,our business mainly focus on the distribution of electronic components. Line cards we deal with include Microchip,ALPS,ROHM,Xilinx,Pulse,ON,Everlight and Freescale. Main products comprise IC,Modules,Potentiometer,IC Socket,Relay,Connector.Our parts cover such applications as commercial,industrial, and automotives areas.

We are looking forward to setting up business relationship with you and hope to provide you with the best service and solution. Let us make a better world for our industry!



Contact us

Tel: +86-755-8981 8866 Fax: +86-755-8427 6832

Email & Skype: info@chipsmall.com Web: www.chipsmall.com

Address: A1208, Overseas Decoration Building, #122 Zhenhua RD., Futian, Shenzhen, China



General Purpose Automotive Power Relay

- Standard ISO terminal footprint
- Handles heavy automotive load; inrush current 100A
- High current path fully welded; reduces heat buildup at full load
- Made in North America



Ordering Information

Terminal type	Contact form	Cover	Resistor	Bracket	Part number
PCB	SPST-NO	Standard	—	—	G8J-1A7P-DC12
PCB	SPST-NO	Standard	680Ω	—	G8J-1A7P-R-DC12
Plug In	SPDT	Standard	—	—	G8J-1C7T-DC12
Plug In	SPDT	Standard	—	Molded Plastic	G8J-1C7T-MF-DC12
Plug in	SPDT	Standard	680Ω	—	G8J-1C7T-R-DC12
Plug In	SPDT	Standard	680Ω	Molded Plastic	G8J-1C7T-MF-R-DC12
Plug In	SPDT	Weatherproof	—	—	G8J-1C6T-DC12
Plug In	SPDT	Weatherproof	680Ω	—	G8J-1C6T-R-DC12
Plug In	SPDT	Weatherproof	680Ω	Metal	G8J-1C6T-F-R-DC12
Plug In	SPDT	Weatherproof	—	Metal	G8J-1C6T-F-DC12

Specifications

■ CONTACT DATA

Max. resistive load	SPST	40A
	SPDT	40A(NO) / 20A(NC)
Contact voltage drop [Initial value at 23°C (73°F)]		≤150mV(NO) / ≤175mV(NC)
Max. inrush current	Inductive load	100A inrush / 20A break(NO)
	Capacitive load	300A inrush(NO)

■ COIL DATA

Rated voltage	12 VDC
Operating voltage	10-16 VDC
Coil resistance	78Ω ± 10%
Pick-up voltage	8V at 23°C (73°F) 11V at 125°C (257°F)
Dropout voltage	1V at 23°C (73°F)

CHARACTERISTICS

Operate time at 23°C (73°F)	5 ms max.
Release time at 23°C (73°F)	4 ms max.
Duty cycle at rated load [16V at 80°C (176°F)]	Up to 100%
Mechanical life	10,000,000 operations minimum at 18,000 operations/hour
Electrical life (resistive load)	100,000 operations minimum (14V / 35A)
Operating ambient temperature	-40° to 125°C (-40° to 257°F)
Weight	Approx. 40g

Note: Data shown are of initial value.

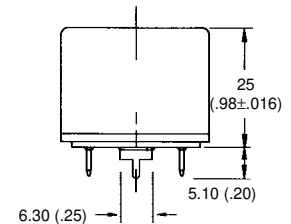
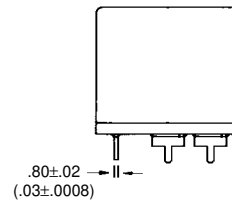
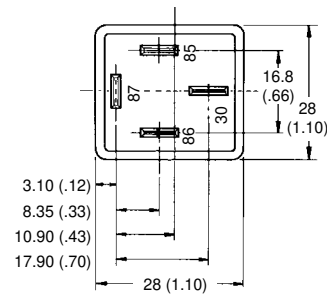
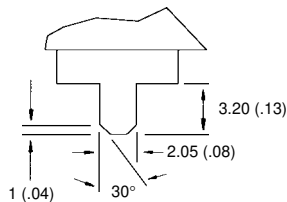
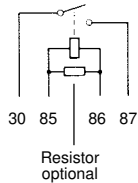
Dimensions

Unit: mm (inch)

SPST PCB TYPE

G8J-1A7P-__

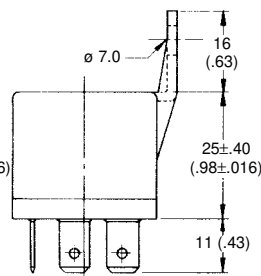
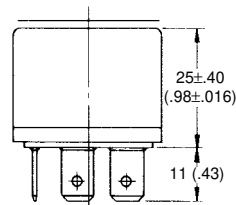
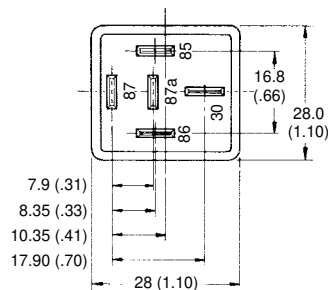
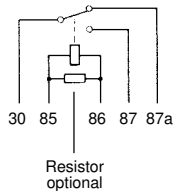
Circuit Diagram



SPDT PLUG-IN TYPE

G8J-1C7T-__

Circuit Diagram



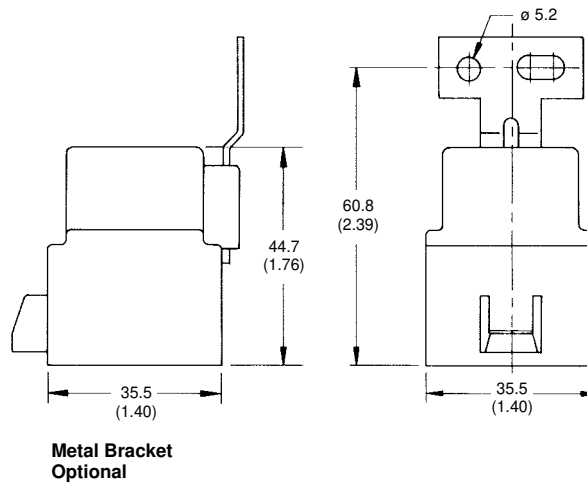
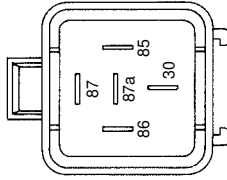
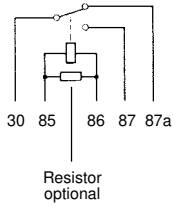
Standard Package

Plastic Bracket Optional

■ SPDT PLUG-IN WEATHERPROOF TYPE

G8J-1C6T-___

Circuit Diagram



Note: In the interest of product improvement, specifications are subject to change.

OMRON

OMRON ELECTRONICS, INC.

One East Commerce Drive
Schaumburg, IL 60173
1-800-55-OMRON

Cat. No. GC RLY6

9/97

Specifications subject to change without notice.

OMRON CANADA, INC.

885 Milner Avenue
Scarborough, Ontario M1B 5V8
416-286-6465

Printed in the U.S.A.