



Chipsmall Limited consists of a professional team with an average of over 10 year of expertise in the distribution of electronic components. Based in Hongkong, we have already established firm and mutual-benefit business relationships with customers from,Europe,America and south Asia,supplying obsolete and hard-to-find components to meet their specific needs.

With the principle of “Quality Parts,Customers Priority,Honest Operation,and Considerate Service”,our business mainly focus on the distribution of electronic components. Line cards we deal with include Microchip,ALPS,ROHM,Xilinx,Pulse,ON,Everlight and Freescale. Main products comprise IC,Modules,Potentiometer,IC Socket,Relay,Connector.Our parts cover such applications as commercial,industrial, and automotives areas.

We are looking forward to setting up business relationship with you and hope to provide you with the best service and solution. Let us make a better world for our industry!



Contact us

Tel: +86-755-8981 8866 Fax: +86-755-8427 6832

Email & Skype: info@chipsmall.com Web: www.chipsmall.com

Address: A1208, Overseas Decoration Building, #122 Zhenhua RD., Futian, Shenzhen, China



G series

Slide switches • telecom grade



DISTINCTIVE FEATURES

Panel and PC mount models

6 actuator lengths

Wide variety of contact materials



ELECTRICAL SPECIFICATIONS

- Max. current/voltage rating with resistive load :
 - silver contacts (codes 1 or 2) : 3 A 30 VDC
 - gold plated brass contacts (code 0) : 0.4 VA 20 VAC or DC max.
- Initial contact resistance : 10 mΩ
- Insulation resistance : 1,000 MΩ min.
- Dielectric strength : 1,000 Vrms 50 Hz min.
- Electrical life with resistive load :
 - silver contacts (codes 1 or 2) : 2 positions : 40,000 cycles;
3 positions : 20,000 cycles
 - gold plated brass contacts (code 0) : 60,000 cycles (0,4VA max.)



GENERAL SPECIFICATIONS

- Travel : 2.20 mm (.086), except on model GN3... : 2.60 mm (.102)
- Operating temperature : -30 °C to +85 °C (-22 °F to +185 °F)
- Recommended soldering : 300 °C (572 °F) 5 sec. max.



MATERIALS

- Case : PES
- Actuator : polyamide, glass filled
- Cover : stainless steel
- Contacts
 - 0 : brass, gold plated
 - 1 : silver
 - 2 : silver, gold plated
 - 5 : special contact, lower rating, minimum quantity : consult factory
- Terminal seal : epoxy

APEM products may be recycled at end-of-life for the re-claiming of valuable metal components.

The company reserves the right to change specifications without notice.

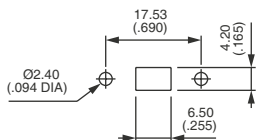


G series

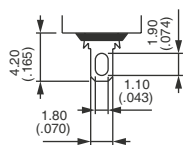
Slide switches • telecom grade

PANEL CUT-OUT

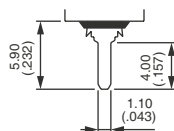
SOLDER LUG MODEL



TERMINALS

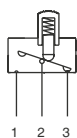


Solder lugs

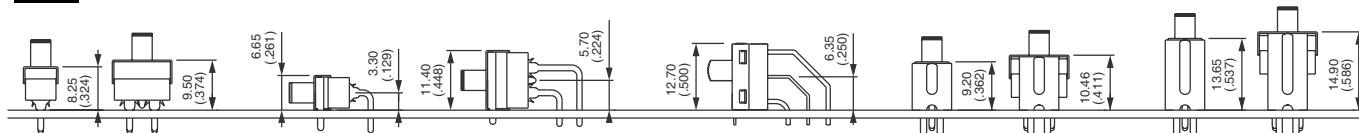


Straight PC

ELECTRICAL FUNCTIONS

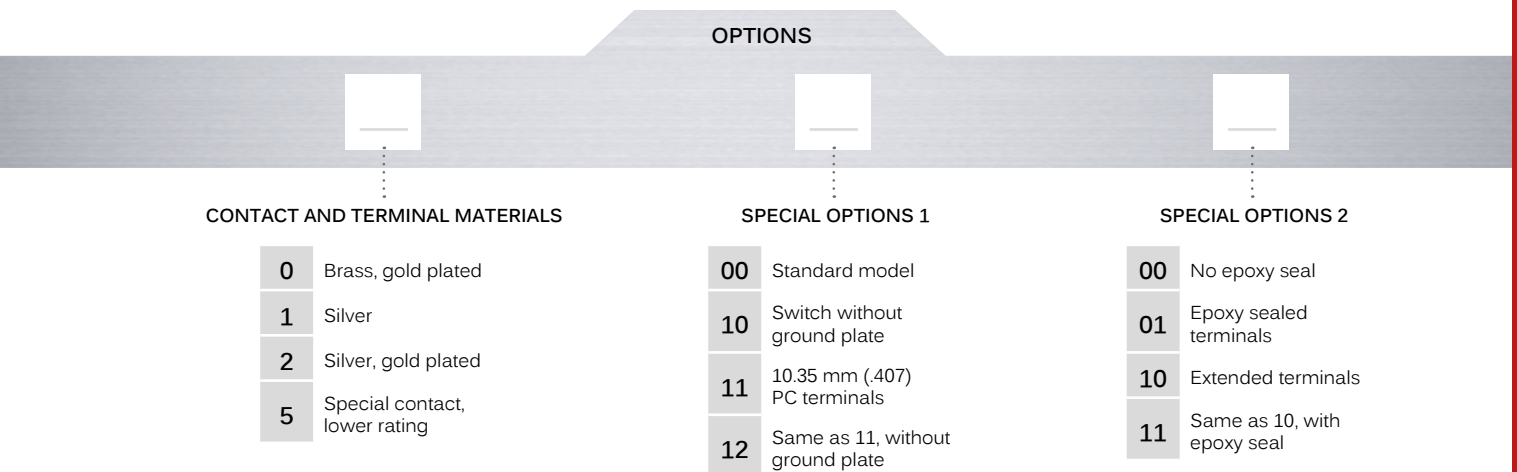
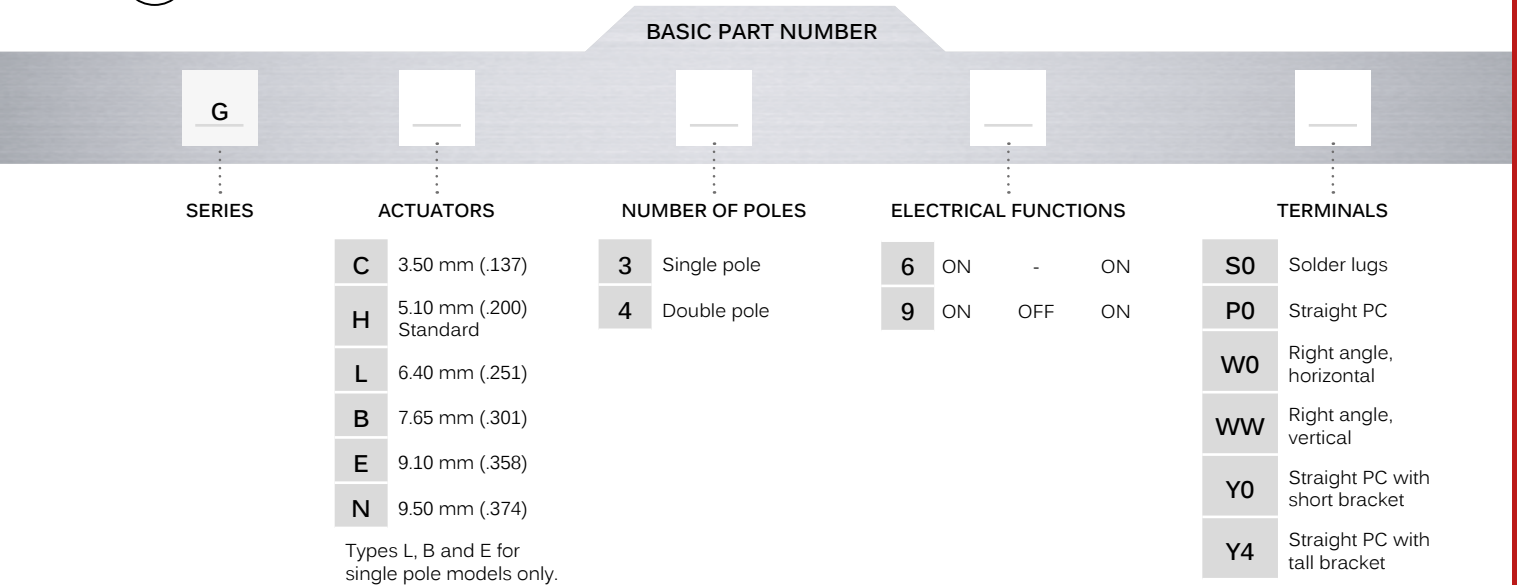


PCB MOUNTING





BUILD YOUR PART NUMBER



ABOUT THIS SERIES

On the following pages, you will find successively basic part numbers of switches and options in the same order as in above chart.

Notice : please note that not all combinations of above numbers are available. Refer to the following pages for further information.

G series

Slide switches • telecom grade

SOLDER LUG TERMINALS



Single pole	Double pole			
GH36S0	GH46S0	ON	-	ON
GH39S0	GH49S0	ON	OFF	ON

STRAIGHT PC TERMINALS



Single pole	Double pole			
GH36P0	GH46P0	ON	-	ON
GH39P0	GH49P0	ON	OFF	ON

RIGHT ANGLE TERMINALS - HORIZONTAL



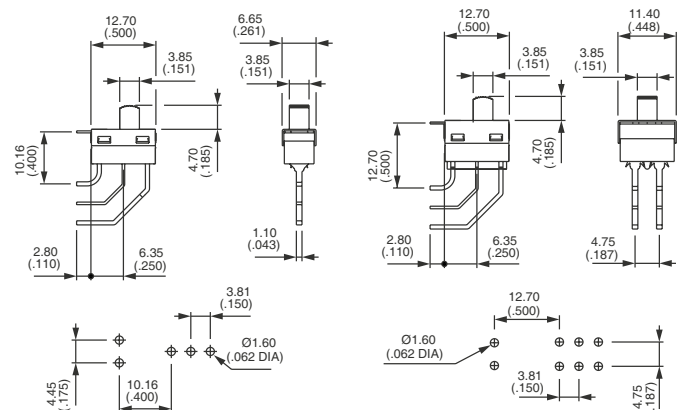
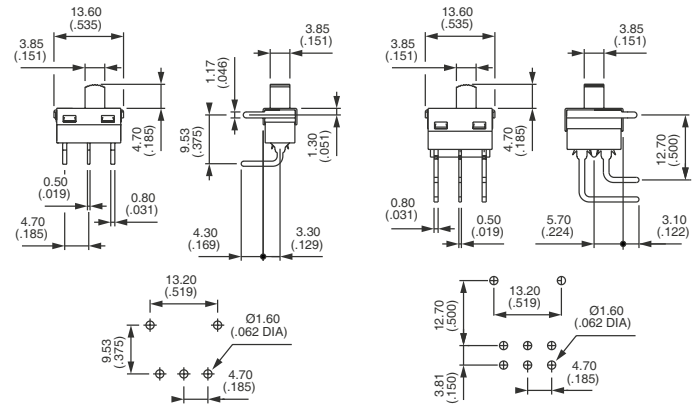
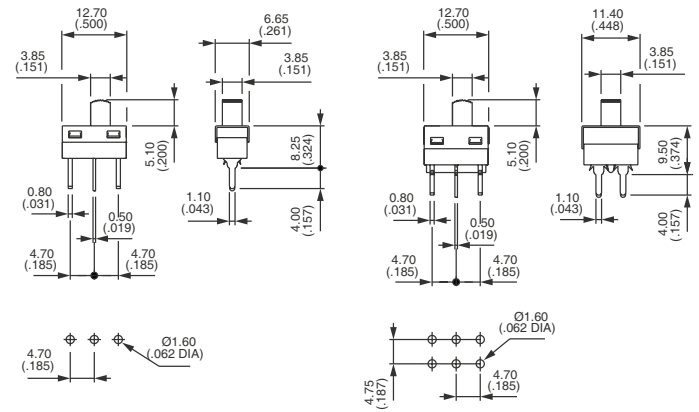
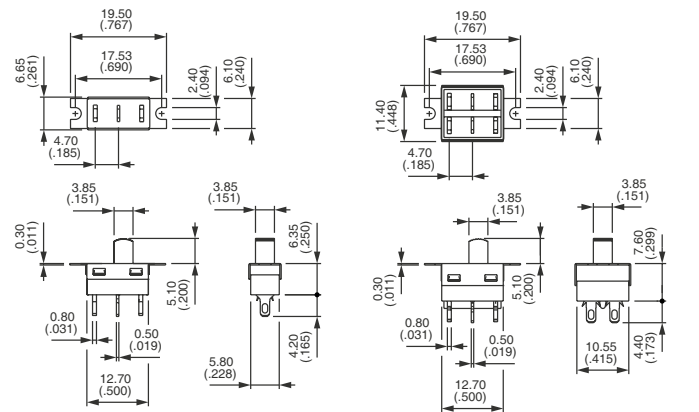
Single pole	Double pole			
GH36W0	GH46W0	ON	-	ON
GH39W0	GH49W0	ON	OFF	ON

RIGHT ANGLE TERMINALS - VERTICAL



Single pole	Double pole			
GH36WW	GH46WW	ON	-	ON
GH39WW	GH49WW	ON	OFF	ON

Shown with standard actuator (type H)



G series

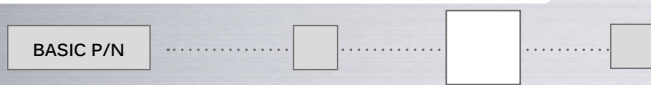
Slide switches • telecom grade

CONTACT AND TERMINAL MATERIALS

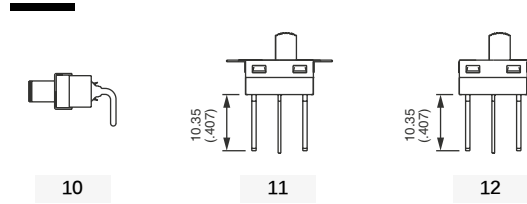


- 0 Brass, gold plated
- 1 Silver
- 2 Silver, gold plated
- 5 Special contact, lower rating, minimum quantity : consult factory

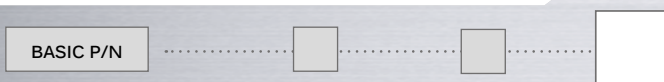
SPECIAL OPTIONS 1



- 00 Standard switch as presented on previous pages
- 10 Switch without ground plate
For right angle only (W0 and WW models)
- 11 10.35 mm (.407) long PC terminals
- 12 10.35 mm (.407) long PC terminals without ground plate



SPECIAL OPTIONS 2



- 00 No epoxy seal
- 10 Epoxy sealed terminals
(compulsory on solder lug models)
- 11 Extended terminals
For vertical right angle (WW models)
- 12 Extended terminals as above, with epoxy seal

