



Chipsmall Limited consists of a professional team with an average of over 10 year of expertise in the distribution of electronic components. Based in Hongkong, we have already established firm and mutual-benefit business relationships with customers from,Europe,America and south Asia,supplying obsolete and hard-to-find components to meet their specific needs.

With the principle of “Quality Parts,Customers Priority,Honest Operation,and Considerate Service”,our business mainly focus on the distribution of electronic components. Line cards we deal with include Microchip,ALPS,ROHM,Xilinx,Pulse,ON,Everlight and Freescale. Main products comprise IC,Modules,Potentiometer,IC Socket,Relay,Connector.Our parts cover such applications as commercial,industrial, and automotives areas.

We are looking forward to setting up business relationship with you and hope to provide you with the best service and solution. Let us make a better world for our industry!



Contact us

Tel: +86-755-8981 8866 Fax: +86-755-8427 6832


Email & Skype: info@chipsmall.com Web: www.chipsmall.com

Address: A1208, Overseas Decoration Building, #122 Zhenhua RD., Futian, Shenzhen, China



GBJ20005-GBJ2010

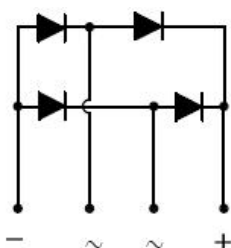
Single-Phase 20.0A Glass Passivated Bridge Rectifier



Features

- Glass passivated die construction
- Low forward voltage drop
- High current capability
- High surge current capability
- Plastic material-UL flammability 94V-0
- This is a Pb – Free Device
- All SMC parts are traceable to the wafer lot
- Additional testing can be offered upon request

Circuit Diagram



Mechanical Data

- Case: GBJ, Molded plastic
- Terminals: Plated leads solderable per MIL-STD-202, Method 208
- Polarity: as marked on case
- Mounting Position: Any
- Lead Free: For RoHS / Lead Free Version

Maximum Ratings @ $T_A=25^{\circ}\text{C}$ unless otherwise specified

Type Number	Symbol	GBJ 20005	GBJ 2001	GBJ 2002	GBJ 2004	GBJ 2006	GBJ 2008	GBJ 2010	Units
Peak Repetitive Reverse Voltage Working Peak Reverse Voltage DC Blocking Voltage	V_{RRM} V_{RWM} V_{DC}	50	100	200	400	600	800	1000	V
RMS Reverse Voltage	V_{RMS}	35	70	140	280	420	560	700	V
Average forward rectified output current @ $T_A = 100^{\circ}\text{C}$	$I_{(AV)}$	20.0							A
Peak Forward Surge Current, 8.3ms single half-sine-wave superimposed on rated load (JEDEC method)	I_{FSM}	240							A

Electrical Characteristics @ $T_A=25^\circ\text{C}$ unless otherwise specified

Type Number	Symbol	GBJ 20005	GBJ 2001	GBJ 2002	GBJ 2004	GBJ 2006	GBJ 2008	GBJ 2010	Units
Forward Voltage (per element) @ $I_F = 10\text{A}$ @ $I_F = 20\text{A}$	V_F				1.0 1.1				V
Peak Reverse Current @ $T_A = 25^\circ\text{C}$ At Rated DC Blocking Voltage @ $T_A = 125^\circ\text{C}$	I_{RM}				10.0 500				μA
Typical Junction Capacitance(per leg) (Note 1)	C_J				65				pF

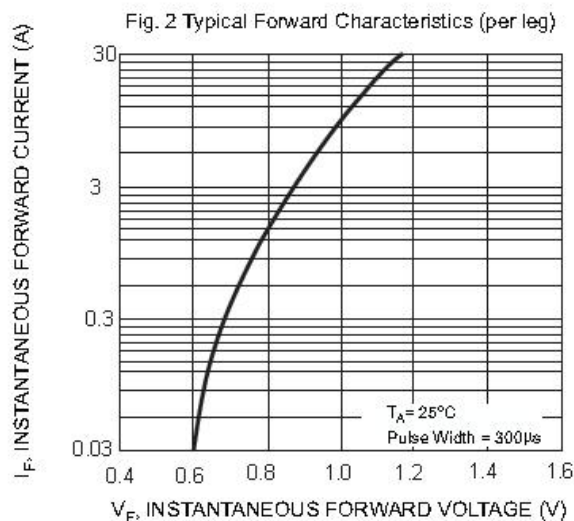
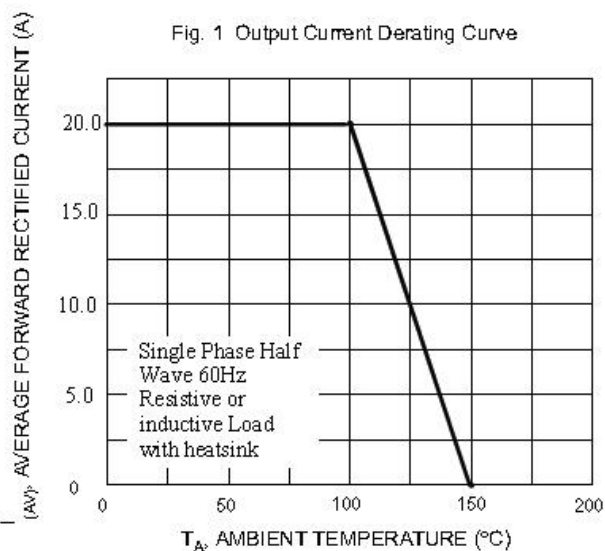
* Pulse width < 300 μs , duty cycle < 2%

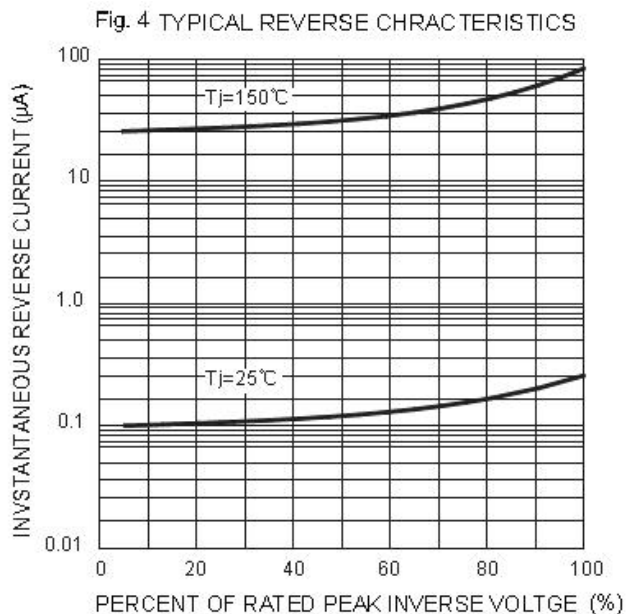
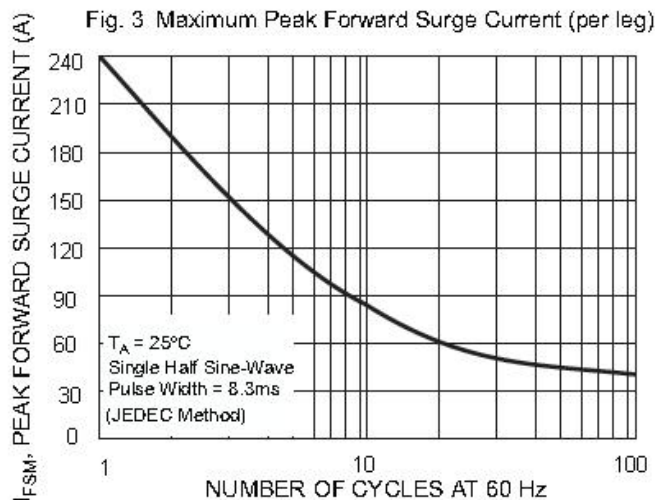
Thermal-Mechanical Specifications:

Type Number	Symbol	GBJ 20005	GBJ 2001	GBJ 2002	GBJ 2004	GBJ 2006	GBJ 2008	GBJ 2010	Units
Between Junction and Ambient, Without heatsink Between Junction and Case, Without heatsink	$R_{\theta JA}$ $R_{\theta JC}$				22 1.5				$^\circ\text{C/W}$
Operating and Storage Temperature Range	T_J, T_{STG}				-55 to +150				$^\circ\text{C}$

Note: 1- Measured at 1 MHz and applied reverse voltage of 4.0 VDC.

Ratings and Characteristics Curves



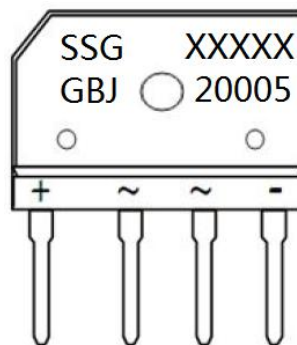


Ordering Information

Device	Package	Plating	Shipping
GBJ20005 THRU GBJ2010	GBJ(Pb-Free)	Pure Sn	15pcs / tube

For information on tape and reel specifications, including part orientation and tape sizes, please refer to our tape and reel packaging specification.

Marking Diagram

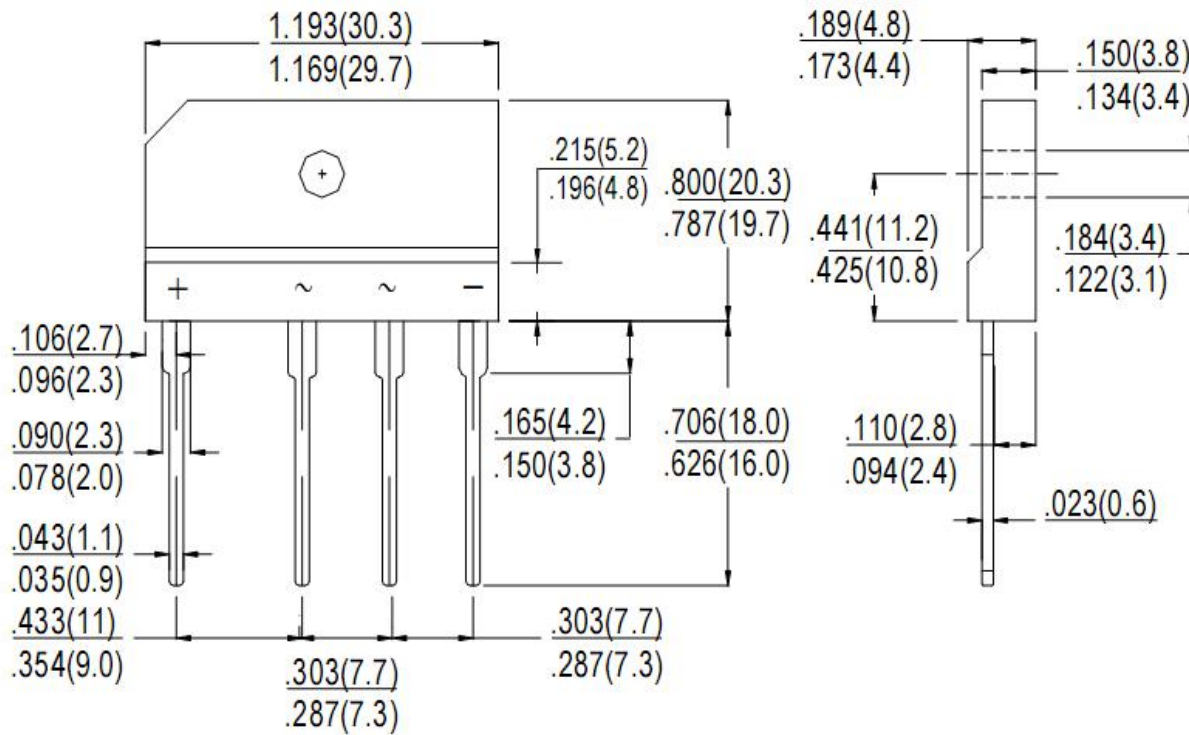


Where XXXXX is YYWWL

SSG = SSG
YY = Year
WW = Week
L = Lot Number
GBJ20005 = Type Number

Cautions: Molding resin
Epoxy resin UL:94V-0

Mechanical Dimensions GBJ (Inches/Millimeters)





**GBJ2005
THRU
GBJ2010**

**Technical Data
Data Sheet N1795, Rev. A**



DISCLAIMER:

- 1- The information given herein, including the specifications and dimensions, is subject to change without prior notice to improve product characteristics. Before ordering, purchasers are advised to contact the SMC Diode Solutions sales department for the latest version of the datasheet(s).
- 2- In cases where extremely high reliability is required (such as use in nuclear power control, aerospace and aviation, traffic equipment, medical equipment, and safety equipment), safety should be ensured by using semiconductor devices that feature assured safety or by means of users' fail-safe precautions or other arrangement.
- 3- In no event shall SMC Diode Solutions be liable for any damages that may result from an accident or any other cause during operation of the user's units according to the datasheet(s). SMC Diode Solution assumes no responsibility for any intellectual property claims or any other problems that may result from applications of information, products or circuits described in the datasheets.
- 4- In no event shall SMC Diode Solutions be liable for any failure in a semiconductor device or any secondary damage resulting from use at a value exceeding the absolute maximum rating.
- 5- No license is granted by the datasheet(s) under any patents or other rights of any third party or SMC Diode Solutions.
- 6- The datasheet(s) may not be reproduced or duplicated, in any form, in whole or part, without the expressed written permission of SMC Diode Solutions.
- 7- The products (technologies) described in the datasheet(s) are not to be provided to any party whose purpose in their application will hinder maintenance of international peace and safety nor are they to be applied to that purpose by their direct purchasers or any third party. When exporting these products (technologies), the necessary procedures are to be taken in accordance with related laws and regulations.