



Chipsmall Limited consists of a professional team with an average of over 10 year of expertise in the distribution of electronic components. Based in Hongkong, we have already established firm and mutual-benefit business relationships with customers from,Europe,America and south Asia,supplying obsolete and hard-to-find components to meet their specific needs.

With the principle of “Quality Parts,Customers Priority,Honest Operation,and Considerate Service”,our business mainly focus on the distribution of electronic components. Line cards we deal with include Microchip,ALPS,ROHM,Xilinx,Pulse,ON,Everlight and Freescale. Main products comprise IC,Modules,Potentiometer,IC Socket,Relay,Connector.Our parts cover such applications as commercial,industrial, and automotives areas.

We are looking forward to setting up business relationship with you and hope to provide you with the best service and solution. Let us make a better world for our industry!



## Contact us

Tel: +86-755-8981 8866 Fax: +86-755-8427 6832

Email & Skype: info@chipsmall.com Web: www.chipsmall.com

Address: A1208, Overseas Decoration Building, #122 Zhenhua RD., Futian, Shenzhen, China



## Silicon Bridge Rectifier

$V_{RRM} = 50\text{ V} - 1000\text{ V}$   
 $I_F = 15\text{ A}$

### Features

- Plastic package has Underwriters Laboratory Flammability Classification 94V-0
- Types up to 1000 V  $V_{RRM}$
- Ideal for printed circuit board
- High surge overload rating
- High temperature soldering guaranteed: 260°C/ 10 seconds, 0.375(9.5mm) lead length
- Glass passivated chip junction
- High case dielectric strength 1500  $V_{RMS}$

### GBU Package



### Mechanical Data

Case: Molded plastic body over passivated junctions  
 Mounting position: Any  
 Terminals: Plated leads, solderable per MIL-STD-750  
 Method 2026 guaranteed

### Maximum ratings, at $T_j = 25\text{ °C}$ , unless otherwise specified

Parameter	Symbol	Conditions	GBU15A	GBU15B	GBU15D	GBU15G	Unit
Repetitive peak reverse voltage	$V_{RRM}$		50	100	200	400	V
RMS reverse voltage	$V_{RMS}$		35	70	140	280	V
DC blocking voltage	$V_{DC}$		50	100	200	400	V
Continuous forward current	$I_F$	$T_C \leq 100\text{ °C}$	15	15	15	15	A
Surge non-repetitive forward current, Half Sine Wave	$I_{F,SM}$	$T_C = 25\text{ °C}$ , $t_p = 8.3\text{ ms}$	240	240	240	240	A
Operating temperature	$T_j$		-55 to 150	-55 to 150	-55 to 150	-55 to 150	°C
Storage temperature	$T_{stg}$		-55 to 150	-55 to 150	-55 to 150	-55 to 150	°C

### Electrical characteristics, at $T_j = 25\text{ °C}$ , unless otherwise specified

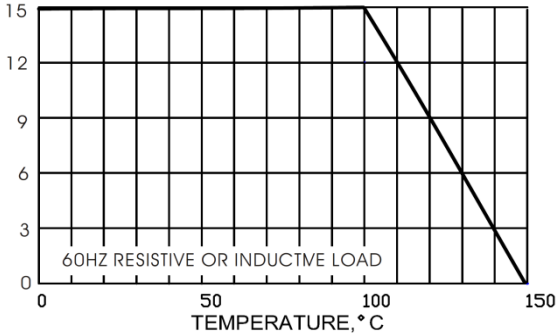
Parameter	Symbol	Conditions	GBU15A	GBU15B	GBU15D	GBU15G	Unit
Diode forward voltage	$V_F$	$I_F = 15\text{ A}$ , $T_j = 25\text{ °C}$	1.1	1.1	1.1	1.1	V
Reverse current	$I_R$	$V_R = 50\text{ V}$ , $T_j = 25\text{ °C}$ $V_R = 50\text{ V}$ , $T_j = 125\text{ °C}$	5 500	5 500	5 500	5 500	$\mu\text{A}$

### Thermal characteristics

Thermal resistance, junction - case	$R_{thJC}$		2.2	2.2	2.2	2.2	°C/W
-------------------------------------	------------	--	-----	-----	-----	-----	------

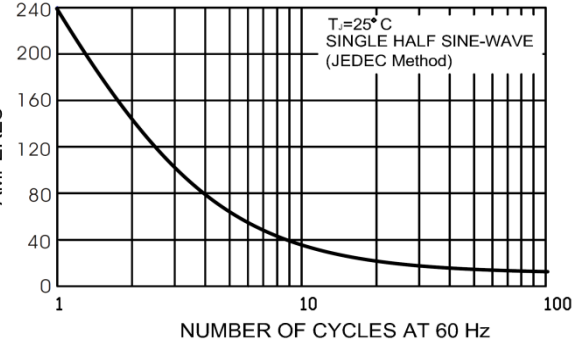
AVERAGE FORWARD OUTPUT CURRENT,  
AMPERES

FIG.1-DERATIVE CURVE FOR OUTPUT RECTIFIER CURRENT



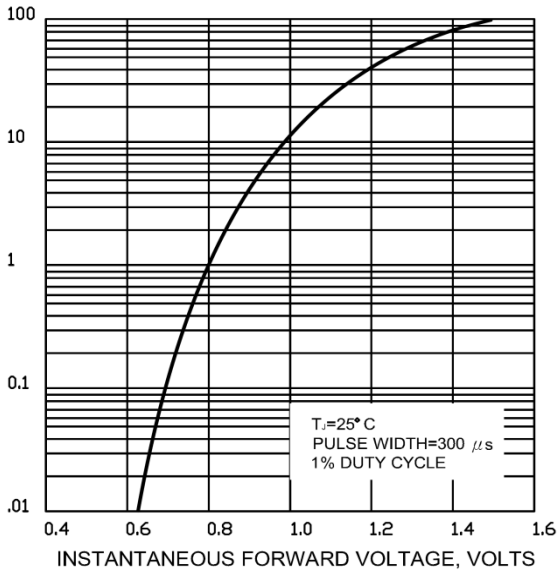
PEAK FORWARD SURGE CURRENT,  
AMPERES

FIG. 2 - MAXIMUM NON-REPETITIVE PEAK FORWARD SURGE CURRENT PER LEG



INSTANTANEOUS FORWARD CURRENT, AMPERES

FIG.3-TYPICAL FORWARD CHARACTERISTICS PER LEG



INSTANTANEOUS REVERSE CURRENT, MICROAMPERES

FIG.4-TYPICAL REVERSE CHARACTERISTICS PER LEG

